CAMBRIDGE International Examinations

Grade thresholds – June 2017

Cambridge IGCSE

Cambridge IGCSE Spanish (Foreign Language) (0530)

Grade thresholds taken for Syllabus 0530 (Spanish (Foreign Language)) in the June 2017 examination.

		minimum raw mark required for grade:						
	maximum raw mark available	A	B	C	D	E	F	G
Component 11	45	31	27	23	18	14	10	6
Component 12	45	29	25	21	17	13	9	5
Component 13	45	29	25	22	17	13	9	5
Component 21	45	31	26	21	18	15	12	9
Component 22	45	29	25	21	17	14	11	8
Component 23	45	30	26	21	18	14	11	8
Component 3	100	80	70	60	50	40	30	20
Component 41	50	38	32	26	21	16	11	6
Component 42	50	38	32	26	21	16	11	6
Component 43	50	38	32	26	21	16	11	6

Grade A* does not exist at the level of an individual component.

The maximum total mark for this syllabus, after weighting has been applied, is **200**.

The overall thresholds for the different grades were set as follows.

Option	Combination of Components	A*	A	B	C	D	E	F	G
X	03, 11, 21, 41	168	147	126	105	86	68	50	32
Y	03, 12, 22, 42	162	142	122	103	84	66	48	30
Z	03, 13, 23, 43	164	144	124	104	85	66	48	30

Learn more! For more information please visit www.cie.org.uk/igcse or contact Customer Services on +44 (0)1223 553554 or email info@cie.org.uk

Need a home tutor? Visit smiletutor.sg

A DIVISION OF CAMBRIDGE ASSESSMENT

Cambridge International Examinations
Cambridge International General Certificate of Secondary Education

SPANISH **0530/11**

Paper 1 Listening **May/June 2017**

MARK SCHEME

Maximum Mark: 45

Published

This mark scheme is published as an aid to teachers and candidates, to indicate the requirements of the examination. It shows the basis on which Examiners were instructed to award marks. It does not indicate the details of the discussions that took place at an Examiners' meeting before marking began, which would have considered the acceptability of alternative answers.

Mark schemes should be read in conjunction with the question paper and the Principal Examiner Report for Teachers.

Cambridge will not enter into discussions about these mark schemes.

Cambridge is publishing the mark schemes for the May/June 2017 series for most Cambridge IGCSE®, Cambridge International A and AS Level and Cambridge Pre-U components, and some Cambridge O Level components.

® IGCSE is a registered trademark.

This syllabus is approved for use in England, Wales and Northern Ireland as a Cambridge International Level 1/Level 2 Certificate.

© UCLES 2017

Need a home tutor? Visit smiletutor.sg

1 The Standardisation process

2 General Marking Notes

3 General Marking Principles

3.1 It is not possible to list all acceptable alternatives in the Detailed Mark Scheme provided in Section 2. You will need to consider all alternative answers and unexpected approaches in candidates' scripts, make a decision on whether they communicate the required elements, in consultation with your Team Leader if necessary (or with your Product Manager if you are a single Examiner), and award marks accordingly.

The following marking principles underpin the detailed instructions provided in Section 4 of the Mark Scheme. **Where a decision is taken to deviate from these principles for a particular question, this will be specified in the Mark Scheme.** Often the general principles will have to be weighed up against each other, e.g. the answer might pass the look-alike test (1.5(b)), but if the candidate has produced an answer that is another word in the target language they will not score (1.6).

3.2 Crossing out:

(a)	If a candidate changes his/her mind over an answer and crosses out an attempt, award a mark if the final attempt is correct.
(b)	If a candidate crosses out an answer <u>to a whole question</u> but makes no second attempt at it, mark the crossed out work.

Need a home tutor? Visit smiletutor.sg

© UCLES 2017

3.3 More than the stipulated number of boxes ticked/crossed by the candidate:

(a)	If more than one attempt is visible, but the candidate has clearly indicated which attempt is his/her final answer (e.g. by crossing out other attempts or by annotating the script in some way), mark in the usual way.
(b)	If two attempts are visible (e.g. 2 boxes ticked instead of the 1 box stipulated), and neither has been crossed out/discounted by the candidate, no mark can be awarded.
(c)	Where candidates must tick a number of boxes (e.g. tick the 6 true statements) and tick too many, apply the following rule: deduct the number of 'extra' answers indicated by the candidate from their number of correct answers. The remaining number is the mark awarded, e.g. the candidate is asked to tick 6 statements, but ticks 8. 5 of the ticks are correctly placed, but 2 are 'extras' (8 ticks placed by candidate minus 6 ticks required by rubric = 2 'extras'). Therefore the candidate is awarded a mark of 3.
(d)	Answers in pen do not take precedence over answers in pencil, e.g. if a candidate is asked to tick 1 box and ticks 2, one in pen and the other in pencil, the mark cannot be awarded unless there is explicit indication from the candidate as to which is his/her final answer.

3.4 For questions requiring more than one element for the answer, (i) and (ii), where the answers are interchangeable:

(a)	Both correct answers on line 1 and line 2 blank = 2
(b)	Both correct answers on line 1 and line 2 wrong = 1

(or vice-versa)

Need a home tutor? Visit smiletutor.sg

© UCLES 2017

3.5 Answers requiring the use of Spanish (rather than a non-verbal response) should be marked for communication. Tolerate inaccuracies provided the message is clear.

(a)	'If in doubt, sound it out': if you read what the candidate has written, does it sound like the correct answer?
(b)	Look-alike test: does what the candidate has written look like the correct answer?
(c)	Accept incorrect gender or person unless Mark Scheme specifies otherwise.
(d)	Accept incorrect possessive adjectives, e.g. mi, tu, su etc, unless Mark Scheme specifies otherwise.
(e)	Accept incorrect tense unless Mark Scheme specifies otherwise.
(f)	Tolerate incorrect auxiliary unless Mark Scheme specifies otherwise.
(g)	Tolerate incorrect use of infinitive unless Mark Scheme specifies otherwise.

3.6 Unless the Mark Scheme specifies otherwise, **do not accept incorrect Spanish if the word given means something else in Spanish**. (Incorrect Spanish which constitutes a word in any language other than Spanish is marked (i) on the basis of whether it is accepted or refused in the Mark Scheme and (ii) if not mentioned in the Mark Scheme, on the basis of 1.5 above).

3.7 **Where words are combined or split inappropriately do not award the mark**, e.g. 'supadre' and 'elar ticulo' (inappropriate splitting or combination is an indication that the candidate has not understood).

Need a home tutor? Visit smiletutor.sg

© UCLES 2017

3.8 Annotation used in the Mark Scheme:

(a)	INV = invalidation and is used when additional material included by the candidate is judged to invalidate an otherwise correct answer thus preventing him/her from scoring the mark (INV = 0).
(b)	tc = 'tout court' and means that on its own the material is not sufficient to score the mark.
(c)	HA = harmless additional material which in conjunction with the correct answer does not prevent the candidate from scoring the mark.
(d)	BOD = benefit of the doubt and is used to indicate material considered by the Examiner and judged to be more correct than incorrect: the benefit of the doubt is given to the candidate and the mark is awarded.

3.9 No response and '0' marks
There is a NR (No Response) option in **RM Assessor**.

Award NR (No Response):
If there is nothing written at all in the answer space or
If there is only a comment which does not in any way relate to the question being asked (e.g. 'can't do' or 'don't know') or
If there is only a mark which isn't an attempt at the question (e.g. a dash, a question mark).

Award 0:
If there is any attempt that earns no credit. This could, for example, include the candidate copying all or some of the question, or any working that does not earn any marks, whether crossed out or not.

Need a home tutor? Visit smiletutor.sg

© UCLES 2017

3.10 Extra material:

It is the candidate's responsibility to answer questions in such a way as to demonstrate to the Examiner that s/he has understood the recorded material. Where candidates introduce extra, irrelevant material to an otherwise correct answer the danger is that the Examiner is being forced to 'choose' the correct answer and s/he cannot be certain that the candidate has shown understanding. Where the Examiner is put in this position the mark cannot be awarded. The Detailed Mark Scheme cannot cover all eventualities and where specific instructions are not provided, Examiners must check the transcript to ensure the correct elements which would qualify for the mark are not contradicted or distorted by any extra material. The following, general, rules should be applied:

(a)	Extra material, mentioned in the Mark Scheme, which reinforces the correct answer or in itself constitutes an alternative correct answer:	this is acceptable and is not penalised
(b)	Extra material which constitutes an alternative answer, **but which is not explicitly mentioned in the Mark Scheme:**	the Examiner needs to decide, by consulting the transcript and the Team Leader if necessary, whether the alternative answer constitutes: (i) an alternative correct answer, in which case this falls into category (a) and the answer should be rewarded (ii) or an answer which on its own would be refused, in which case this falls into category (c) and the answer should be refused
(c)	Extra material which constitutes an alternative answer **specifically refused in the Mark Scheme:**	this puts the Examiner in the position of having to 'choose' which is the candidate's 'final' answer – the Examiner cannot be sure what the candidate has understood – and the mark cannot be awarded
(d)	Extra material which distorts or contradicts the correct answer:	this affects communication – the Examiner cannot be sure what the candidate has understood – and the mark cannot be awarded
(e)	Extra material introduced by the candidate and which does not feature in the original transcript:	this affects communication – the Examiner cannot be sure what the candidate has understood – and the mark cannot be awarded. It can sometimes be difficult to draw the line between what is a deduction made by an able candidate on the basis of what they have heard and pure guesswork. Therefore where a particular answer is not covered in the Mark Scheme, Examiners should consult their Team Leader

Need a home tutor? Visit smiletutor.sg

© UCLES 2017

4 Detailed Mark Scheme

Section 1 Exercise 1

Question	Answer	Marks	Guidance
1	B	**1**	
2	A	**1**	
3	A	**1**	
4	C	**1**	
5	C	**1**	
6	D	**1**	
7	B	**1**	
8	D	**1**	

Need a home tutor? Visit smiletutor.sg

© UCLES 2017

Section 1 Exercise 2

Question	Answer	Marks	Guidance
9	A (montaña)	**1**	
10	(dos) (dos de) julio/ jullio	**1**	**Refuse:** juglio
11	Ocho/8	**1**	
12	B (saco de dormir)	**1**	
13	C (ordenador)	**1**	
14	A (natación)	**1**	
15	C (lavar los platos)	**1**	

Need a home tutor? Visit smiletutor.sg

Section 2 Exercise 1

Question	Answer	Marks	Guidance
	(a) ✓ **(b)** **(c)** **(d)** ✓ **(e)** ✓ **(f)** **(g)** ✓ **(h)** **(i)** ✓ **(j)** **(k)** **(l)** ✓		
16	Type in the letter for each correct option:	**6**	A mark out of 6 is entered for the whole exercise in the mark input box. USE MARKING TOOL TO TICK '✓' EACH CORRECT ANSWER UNLESS ALL 6 CORRECT If more than 6 boxes are ticked by the candidate, indicate 'working' in 'Comments' box: e.g. 7 boxes ticked of which 6 are correct use formula 6-1 = 5 (where 1 = the number of extra boxes ticked).

Need a home tutor? Visit smiletutor.sg

Section 2 Exercise 2: Part 1

Question	Answer	Marks	Guidance
17	compró/compro	**1**	
18	Cara	**1**	**Refuse:** carra
19	garaje/garage/garage (de su casa)	**1**	**Refuse:** garagen/gareja
20	Preocupada/preoccupada/preucupada/preocopada/ preocupaba	**1**	**Refuse:** ocupaba preucopada/preoqupaba/preoquopada
21	Navidad	**1**	

Need a home tutor? Visit smiletutor.sg

© UCLES 2017

Section 2 Exercise 2: Part 2

Question	Answer	Marks	Guidance
22	(hablan) (de) la/una vida moderna vivir moderno/a	**1**	**Refuse:** (de) moderna (tc) hablan vida de moderna/ la vida de moderna canciones modernas
23	artistas famosos/artistos famosos/famousos (sería mi/su sueño) **Plural required: article/noun/adjective**	**1**	**Refuse:** aristas/artistes/artists famosos artistas fomosos Personas famosas
24	optimista/ optemista/obtimista/optimisto	**1**	**Refuse:** porque su hermano se va a ir el año que viene
25	(en la (parte)) derecha	**1**	**Refuse:** en la parte hecha/de lecha/ direcha/dericha

Note: For questions with 2 interchangeable answers: 2 correct answers on line 1, line 2 blank = 2; 2 correct answers on line 1, line 2 wrong = 1 (or vice versa)

Need a home tutor? Visit smiletutor.sg

© UCLES 2017

Section 3 Exercise 1

Question	Answer	Marks	Guidance
26	D	**1**	
27	A	**1**	
28	B	**1**	
29	B	**1**	
30	C	**1**	
31	D	**1**	

Section 3 Exercise 2

Question	Answer	Marks	Guidance
32	(el) medio ambiente/medioambiente	**1**	**Refuse:** Medio embiente/mediobiente
33	(experiencia/expiriencia) fenomenal (cuando vi/vio el mar) (experiencia) fenominal	**1**	**Refuse:** Una experienca/experencia/experancea fenomenal (cuando vi en mar) Phenomenal/phenominal Expiriencia fenominal
34	estudió/estudié/estudiar los animales (de la zona/sona)	**1**	
35	la oscurida(d)/obscuridad/oscuridat/ los días con poca luz / (hay) poca luz/no (hay) mucha luz/(hay) menos luz	**1**	**Refuse:** prefiere/prefiero los días con mucha luz Escuridad/oscuritad
36	en (la) cantina (con todos los miembros del equipo/juntos)(para charlar) desayunan en (la) cantina juntos	**1**	**Refuse:** Cantina (juntos) comer en la cantiena/cantena

Need a home tutor? Visit smiletutor.sg

Question	Answer	Marks	Guidance
37	tenis de mesa	**1**	**Refuse:** tenis ***tc*** pimpón/ping-pong/tenis de meza
38	(es esencial porque) salvará el/la planeta/salvara el planeta (es esencial para/por) salvar el/la planeta (any tense)	**1**	**Refuse:** es esencial ***tc*** Es esencial cambiar/salvarar el planeta Es esential para salvar el planeta
39	una flor (especial)	**1**	**Refuse:** muchas flores (especiales) una flore/flora (especial)
40	las dificultades de ser científico/científica/sientífico las dificultades de (los) científicos	**1**	**Refuse:** Un libro sobre experiencia de viaje Las dificultades científicas/de la ciencia Las dificultades/difficutades/dificuldades/dificutas de ser científico

Note: For questions with 2 interchangeable answers: 2 correct answers on line 1, line 2 blank = 2; 2 correct answers on line 1, line 2 wrong = 1 (or vice versa)

Need a home tutor? Visit smiletutor.sg

© UCLES 2017

Cambridge International Examinations
Cambridge International General Certificate of Secondary Education

SPANISH **0530/12**

Paper 1 Listening **May/June 2017**

MARK SCHEME

Maximum Mark: 45

Published

This mark scheme is published as an aid to teachers and candidates, to indicate the requirements of the examination. It shows the basis on which Examiners were instructed to award marks. It does not indicate the details of the discussions that took place at an Examiners' meeting before marking began, which would have considered the acceptability of alternative answers.

Mark schemes should be read in conjunction with the question paper and the Principal Examiner Report for Teachers.

Cambridge will not enter into discussions about these mark schemes.

Cambridge is publishing the mark schemes for the May/June 2017 series for most Cambridge IGCSE®, Cambridge International A and AS Level and Cambridge Pre-U components, and some Cambridge O Level components.

® IGCSE is a registered trademark.

This syllabus is approved for use in England, Wales and Northern Ireland as a Cambridge International Level 1/Level 2 Certificate.

© UCLES 2017

Need a home tutor? Visit smiletutor.sg

1 General Marking Principles

1.1 It is not possible to list all acceptable alternatives in the Detailed Mark Scheme provided in Section 2. You will need to consider all alternative answers and unexpected approaches in candidates' scripts, make a decision on whether they communicate the required elements, in consultation with your Team Leader if necessary (or with your Product Manager if you are a single Examiner), and award marks accordingly.

The following marking principles underpin the detailed instructions provided in Section 4 of the Mark Scheme. **Where a decision is taken to deviate from these principles for a particular question, this will be specified in the Mark Scheme.** Often the general principles will have to be weighed up against each other, e.g. the answer might pass the look-alike test (1.5(b)), but if the candidate has produced an answer that is another word in the target language they will not score (1.6).

1.2 Crossing out:

(a)	If a candidate changes his/her mind over an answer and crosses out an attempt, award a mark if the final attempt is correct.
(b)	If a candidate crosses out an answer to a whole question but makes no second attempt at it, mark the crossed out work.

Need a home tutor? Visit smiletutor.sg

© UCLES 2017

1.3 More than the stipulated number of boxes ticked/crossed by the candidate:

(a)	If more than one attempt is visible, but the candidate has clearly indicated which attempt is his/her final answer (e.g. by crossing out other attempts or by annotating the script in some way), mark in the usual way.
(b)	If two attempts are visible (e.g. 2 boxes ticked instead of the 1 box stipulated), and neither has been crossed out/discounted by the candidate, no mark can be awarded.
(c)	Where candidates must tick a number of boxes (e.g. tick the 6 true statements) and tick too many, apply the following rule: deduct the number of 'extra' answers indicated by the candidate from their number of correct answers. The remaining number is the mark awarded, e.g. the candidate is asked to tick 6 statements, but ticks 8. 5 of the ticks are correctly placed, but 2 are 'extras' (8 ticks placed by candidate minus 6 ticks required by rubric = 2 'extras'). Therefore the candidate is awarded a mark of 3.
(d)	Answers in pen do not take precedence over answers in pencil, e.g. if a candidate is asked to tick 1 box and ticks 2, one in pen and the other in pencil, the mark cannot be awarded unless there is explicit indication from the candidate as to which is his/her final answer.

1.4 For questions requiring more than one element for the answer, (i) and (ii), where the answers are interchangeable:

(a)	Both correct answers on line 1 and line 2 blank = 2
(b)	Both correct answers on line 1 and line 2 wrong = 1

(or vice-versa)

Need a home tutor? Visit smiletutor.sg

© UCLES 2017

1.5 Answers requiring the use of Spanish (rather than a non-verbal response) should be marked for communication. Tolerate inaccuracies provided the message is clear.

(a)	'If in doubt, sound it out': if you read what the candidate has written, does it sound like the correct answer?
(b)	Look-alike test: does what the candidate has written look like the correct answer?
(c)	Accept incorrect gender or person unless Mark Scheme specifies otherwise.
(d)	Accept incorrect possessive adjectives, e.g. mi, tu, su etc, unless Mark Scheme specifies otherwise.
(e)	Accept incorrect tense unless Mark Scheme specifies otherwise.
(f)	Tolerate incorrect auxiliary unless Mark Scheme specifies otherwise.
(g)	Tolerate incorrect use of infinitive unless Mark Scheme specifies otherwise.

1.6 Unless the Mark Scheme specifies otherwise, **do not accept incorrect Spanish if the word given means something else in Spanish**. (Incorrect Spanish which constitutes a word in any language other than Spanish is marked (i) on the basis of whether it is accepted or refused in the Mark Scheme and (ii) if not mentioned in the Mark Scheme, on the basis of 1.5 above).

1.7 **Where words are combined or split inappropriately do not award the mark**, e.g. 'supadre' and 'elar ticulo' (inappropriate splitting or combination is an indication that the candidate has not understood).

Need a home tutor? Visit smiletutor.sg

© UCLES 2017

1.8 Annotation used in the Mark Scheme:

(a)	INV = invalidation and is used when additional material included by the candidate is judged to invalidate an otherwise correct answer thus preventing him/her from scoring the mark (INV = 0).
(b)	tc = 'tout court' and means that on its own the material is not sufficient to score the mark.
(c)	HA = harmless additional material which in conjunction with the correct answer does not prevent the candidate from scoring the mark.
(d)	BOD = benefit of the doubt and is used to indicate material considered by the Examiner and judged to be more correct than incorrect: the benefit of the doubt is given to the candidate and the mark is awarded.

1.9 No response and '0' marks
There is a NR (No Response) option in **RM Assessor**.

Award NR (No Response):
If there is nothing written at all in the answer space or
If there is only a comment which does not in any way relate to the question being asked (e.g. 'can't do' or 'don't know') or
If there is only a mark which isn't an attempt at the question (e.g. a dash, a question mark).

Award 0:
If there is any attempt that earns no credit. This could, for example, include the candidate copying all or some of the question, or any working that does not earn any marks, whether crossed out or not.

Need a home tutor? Visit smiletutor.sg

© UCLES 2017

1.10 Extra material:

It is the candidate's responsibility to answer questions in such a way as to demonstrate to the Examiner that s/he has understood the recorded material. Where candidates introduce extra, irrelevant material to an otherwise correct answer the danger is that the Examiner is being forced to 'choose' the correct answer and s/he cannot be certain that the candidate has shown understanding. Where the Examiner is put in this position the mark cannot be awarded. The Detailed Mark Scheme cannot cover all eventualities and where specific instructions are not provided, Examiners must check the transcript to ensure the correct elements which would qualify for the mark are not contradicted or distorted by any extra material. The following, general, rules should be applied:

(a)	Extra material, mentioned in the Mark Scheme, which reinforces the correct answer or in itself constitutes an alternative correct answer:	this is acceptable and is not penalised
(b)	Extra material which constitutes an alternative answer, **but which is not explicitly mentioned in the Mark Scheme:**	the Examiner needs to decide, by consulting the transcript and the Team Leader if necessary, whether the alternative answer constitutes: (i) an alternative correct answer, in which case this falls into category (a) and the answer should be rewarded (ii) or an answer which on its own would be refused, in which case this falls into category (c) and the answer should be refused
(c)	Extra material which constitutes an alternative answer **specifically refused in the Mark Scheme:**	this puts the Examiner in the position of having to 'choose' which is the candidate's 'final' answer – the Examiner cannot be sure what the candidate has understood – and the mark cannot be awarded
(d)	Extra material which distorts or contradicts the correct answer:	this affects communication – the Examiner cannot be sure what the candidate has understood – and the mark cannot be awarded
(e)	Extra material introduced by the candidate and which does not feature in the original transcript:	this affects communication – the Examiner cannot be sure what the candidate has understood – and the mark cannot be awarded. It can sometimes be difficult to draw the line between what is a deduction made by an able candidate on the basis of what they have heard and pure guesswork. Therefore where a particular answer is not covered in the Mark Scheme, Examiners should consult their Team Leader

Need a home tutor? Visit smiletutor.sg

© UCLES 2017

2 Detailed Mark Scheme

Section 1 Exercise 1

Question	Answer	Marks	Guidance
1	D	**1**	
2	A	**1**	
3	A	**1**	
4	A	**1**	
5	C	**1**	
6	B	**1**	
7	C	**1**	
8	B	**1**	

Need a home tutor? Visit smiletutor.sg

© UCLES 2017

Section 1 Exercise 2

Question	Answer	Marks	Guidance
9	lunes lunez (a) (las) ocho (de la tarde) 8	**1**	**Reject:** llunes lunes a las ocho lunes de las nueve a las ocho
10	A (cómico)	**1**	
11	C (tienda de recuerdos)	**1**	
12	B (tomar el sol)	**1**	
13	C (limonada)	**1**	
14	C (fuente)	**1**	
15	B (bañador)	**1**	

Need a home tutor? Visit smiletutor.sg

Section 2 Exercise 1

Question	Answer	Marks	Guidance
	(a) ✓ (b) (c) (d) ✓ (e) (f) ✓ (g) (h) ✓ (i) ✓ (j) (k) ✓ (l)		

Need a home tutor? Visit smiletutor.sg

Question	Answer	Marks	Guidance
16	Type in the letter for each correct option:	**6**	A mark out of 6 is entered for the whole exercise in the mark input box. USE MARKING TOOL TO TICK '✓' EACH CORRECT ANSWER UNLESS ALL 6 CORRECT If more than 6 boxes are ticked by the candidate, indicate 'working' in 'Comments' box: e.g. 7 boxes ticked of which 6 are correct use formula 6-1 = 5 (where 1 = the number of extra boxes ticked).

Need a home tutor? Visit smiletutor.sg

Section 2 Exercise 2: Part 1

Question	Answer	Marks	Guidance
17	primo	**1**	**Reject:** prim**ó** (means something else)
18	tranquila tranqila tranquilo	**1**	**Reject:** tranquilla (means something else) tran**k**ila
19	nerviosa/o nervosa/o	**1**	**Reject:** nerv**e**oso/a Reject other adjectives (preocupada, etc.)
20	poco	**1**	**Reject:** p**ou**co
21	lentamente lentemente, lentomente	**1**	**Reject:** **ll**entamente, l**i**entamente, l**i**ntamente lentam**i**ente serios

Need a home tutor? Visit smiletutor.sg

Section 2 Exercise 2: Part 2

Question	Answer	Marks	Guidance
22	(necesitaba) descansar (cada 15/quince/quinze minutos) descansar frecuentemente/frequentemente descansarse tenía descansar qince, quinse	1	**Reject:** descansar (por/para) quince/cinco minutos. Duration INV. descansar cada cinco (or number other than 15) minutos descan**c**ar cince,
23	cinco chicas cinco (otras) niñas cinqo, sinco	1	**Reject:** cinco chic**o**s (reject masculine) juvenil INV cinco chicas chicas t.c.
24	(todas) las mañanas por/a/en la mañana (cuando) hacía/había/es buen/bien tiempo Todas las mañanas cuando hacía buen tiempo Todo las mañanas	1	**Reject:** ma**n**ana, mana**ñ**a, ma**ny**ana (casi) todos los días (cuando) buen tiempo t.c.
25	(muy) orgullosa Spellings with orgull-, orguli-, orgul-, orguy-	1	**Reject:** Orgeosa, orguosa, orgollosa, orgujosa, orgoliosa, orgu**i**oso, orguillosa etc Reject other adjectives.

Note: For questions with 2 interchangeable answers: 2 correct answers on line 1, line 2 blank = 2; 2 correct answers on line 1, line 2 wrong = 1 (or vice versa)

Need a home tutor? Visit smiletutor.sg

Section 3 Exercise 1

Question	Answer	Marks	Guidance
26	D	**1**	
27	C	**1**	
28	A	**1**	
29	C	**1**	
30	B	**1**	
31	D	**1**	

Need a home tutor? Visit smiletutor.sg

© UCLES 2017

Section 3 Exercise 2

Question	Answer	Marks	Guidance
32	(en la/el/una) calle (Note: para ganar dinero = HA, but not gañar)	1	**Reject:** (en) internet cal**l**e, ca**y**e, and callé (means something different) en video/teléfono etc INV
33	gritaba de alegría (2 elements required – <u>shout</u> & <u>joy</u>) gritaba con/por alegría gritó….. gritava…. allegría	1	**Reject:** gritaba alegría (no prep) gri**d**aba etc gr**e**taba algría
34	no sabían su/mi/el nombre no sabía / saben / sabe …… no conocían…. no sabíen/sabien/saber.…. no savían…. no sabían como se llama porque / por qué no sabían ….	1	**Reject:** no **sé** su nombre (ambiguous in this context) no sabré/sabrán …. su n**ob**re
35	(soñaba con) participar en la Copa del Mundo coppa copa mundial, copa de mundo partecipar… soñaba en /de participar…. jugar (en) la copa.... Accept : participó / participaba en ….	1	**Reject:** C**u**pa, c**u**po, c**op**o Mund**a** / Mond**o** copa **en** mundo , copadelmundo **ganar** la copa del mundo so**nh**aba….. **sueña** con participar / **quiere** participar - Present tense INV p**at**icipar….
36	(que) (un día) sería famoso seria / sera / será / seré famoso estaré famoso va a ser/estar famoso tu sería(s) famoso / un día eres famoso (accept direct speech answers)	1	**Refuse:** (que) un día sería famoso <u>y le/me regaló su piano</u> sería famos**a** Feminine adj INV un día famoso (no verb) un día **sea** / **serrá** famoso

Need a home tutor? Visit smiletutor.sg

Question	Answer	Marks	Guidance
37	como recuerdo (de la abuela), de recuerdo para recordarse de ella para recordar (a) su abuela (ella / la abuela) le regaló el piano el piano es/era/fue un regalo de su abuela la abuela se lo regaló porque regaló un piano (le) recuerda (a) su abuela porque ella da un piano a Julián por el recuerdo	1	**Reject:** es un regalo y un recuerdo (ambiguous) es/fue un regalo de su abuela (ambiguous – piano or foto?) la abuela se **la** regaló (la = la foto) recuerdo t.c. como re**que**rdo, como recu**ed**o ab**ul**a INV la abuela le **compró** un piano
38	(en sus) ratos libres (en su) tiempo libre / (en sus) tiempos libres	1	**Reject:** en/durante/como su/el pasatiempo …sus/los pasatiempo (but como pasatiempo can be HA) ratos libros
39	(para) compartir/poner/subir/mostrar/ver (vídeos de) su (propia/propria) música los jóvenes comparten su música sus propias/proprias músicas (accept plural) Answer must contain 3 ideas- that they are sharing their own music (that they have made themselves).	1	**Reject:** comp**at**ir jóvenes músicos comparten videos
40	músicos (muy) conocido(s) conosidos musicos conocidos	1	**Reject:** músicos famosos. músic**as** conocidos/as músic**o** conocido(s) (músicos must be plural) festival de música, artistas conocidos con**e**cidos, con**i**cidos

Note: For questions with 2 interchangeable answers: 2 correct answers on line 1, line 2 blank = 2; 2 correct answers on line 1, line 2 wrong = 1 (or vice versa)

Need a home tutor? Visit smiletutor.sg

© UCLES 2017

Cambridge International Examinations
Cambridge International General Certificate of Secondary Education

SPANISH **0530/13**

Paper 1 Listening **May/June 2017**

MARK SCHEME

Maximum Mark: 45

Published

This mark scheme is published as an aid to teachers and candidates, to indicate the requirements of the examination. It shows the basis on which Examiners were instructed to award marks. It does not indicate the details of the discussions that took place at an Examiners' meeting before marking began, which would have considered the acceptability of alternative answers.

Mark schemes should be read in conjunction with the question paper and the Principal Examiner Report for Teachers.

Cambridge will not enter into discussions about these mark schemes.

Cambridge is publishing the mark schemes for the May/June 2017 series for most Cambridge IGCSE®, Cambridge International A and AS Level and Cambridge Pre-U components, and some Cambridge O Level components.

® IGCSE is a registered trademark.

This syllabus is approved for use in England, Wales and Northern Ireland as a Cambridge International Level 1/Level 2 Certificate.

© UCLES 2017

Need a home tutor? Visit smiletutor.sg

1 General Marking Principles

1.1 It is not possible to list all acceptable alternatives in the Detailed Mark Scheme provided in Section 2. You will need to consider all alternative answers and unexpected approaches in candidates' scripts, make a decision on whether they communicate the required elements, in consultation with your Team Leader if necessary (or with your Product Manager if you are a single Examiner), and award marks accordingly.

The following marking principles underpin the detailed instructions provided in Section 4 of the Mark Scheme. **Where a decision is taken to deviate from these principles for a particular question, this will be specified in the Mark Scheme.** Often the general principles will have to be weighed up against each other, e.g. the answer might pass the look-alike test (1.5(b)), but if the candidate has produced an answer that is another word in the target language they will not score (1.6).

1.2 Crossing out:

(a)	If a candidate changes his/her mind over an answer and crosses out an attempt, award a mark if the final attempt is correct.
(b)	If a candidate crosses out an answer to a whole question but makes no second attempt at it, mark the crossed out work.

1.3 More than the stipulated number of boxes ticked/crossed by the candidate:

(a)	If more than one attempt is visible, but the candidate has clearly indicated which attempt is his/her final answer (e.g. by crossing out other attempts or by annotating the script in some way), mark in the usual way.
(b)	If two attempts are visible (e.g. 2 boxes ticked instead of the 1 box stipulated), and neither has been crossed out/discounted by the candidate, no mark can be awarded.
(c)	Where candidates must tick a number of boxes (e.g. tick the 6 true statements) and tick too many, apply the following rule: deduct the number of 'extra' answers indicated by the candidate from their number of correct answers. The remaining number is the mark awarded, e.g. the candidate is asked to tick 6 statements, but ticks 8. 5 of the ticks are correctly placed, but 2 are 'extras' (8 ticks placed by candidate minus 6 ticks required by rubric = 2 'extras'). Therefore the candidate is awarded a mark of 3.
(d)	Answers in pen do not take precedence over answers in pencil, e.g. if a candidate is asked to tick 1 box and ticks 2, one in pen and the other in pencil, the mark cannot be awarded unless there is explicit indication from the candidate as to which is his/her final answer.

Need a home tutor? Visit smiletutor.sg

© UCLES 2017

1.4 For questions requiring more than one element for the answer, (i) and (ii), where the answers are interchangeable:

(a)	Both correct answers on line 1 and line 2 blank = 2
(b)	Both correct answers on line 1 and line 2 wrong = 1

(or vice-versa)

1.5 Answers requiring the use of Spanish (rather than a non-verbal response) should be marked for communication. Tolerate inaccuracies provided the message is clear.

(a)	'If in doubt, sound it out': if you read what the candidate has written, does it sound like the correct answer?
(b)	Look-alike test: does what the candidate has written look like the correct answer?
(c)	Accept incorrect gender or person unless Mark Scheme specifies otherwise.
(d)	Accept incorrect possessive adjectives, e.g. mi, tu, su etc, unless Mark Scheme specifies otherwise.
(e)	Accept incorrect tense unless Mark Scheme specifies otherwise.
(f)	Tolerate incorrect auxiliary unless Mark Scheme specifies otherwise.
(g	Tolerate incorrect use of infinitive unless Mark Scheme specifies otherwise.

1.6 Unless the Mark Scheme specifies otherwise, **do not accept incorrect Spanish if the word given means something else in Spanish**. (Incorrect Spanish which constitutes a word in any language other than Spanish is marked (i) on the basis of whether it is accepted or refused in the Mark Scheme and (ii) if not mentioned in the Mark Scheme, on the basis of 1.5 above).

1.7 Where words are combined or split inappropriately do not award the mark, e.g. 'supadre' and 'elar ticulo' (inappropriate splitting or combination is an indication that the candidate has not understood).

Need a home tutor? Visit smiletutor.sg

© UCLES 2017

1.8 Annotation used in the Mark Scheme:

(a)	INV = invalidation and is used when additional material included by the candidate is judged to invalidate an otherwise correct answer thus preventing him/her from scoring the mark (INV = 0).
(b)	tc = 'tout court' and means that on its own the material is not sufficient to score the mark.
(c)	HA = harmless additional material which in conjunction with the correct answer does not prevent the candidate from scoring the mark.
(d)	BOD = benefit of the doubt and is used to indicate material considered by the Examiner and judged to be more correct than incorrect: the benefit of the doubt is given to the candidate and the mark is awarded.

1.9 No response and '0' marks
There is a NR (No Response) option in **RM Assessor**.

Award NR (No Response):

If there is nothing written at all in the answer space or
If there is only a comment which does not in any way relate to the question being asked (e.g. 'can't do' or 'don't know') or
If there is only a mark which isn't an attempt at the question (e.g. a dash, a question mark).
Award 0:

If there is any attempt that earns no credit. This could, for example, include the candidate copying all or some of the question, or any working that does not earn any marks, whether crossed out or not.

Need a home tutor? Visit smiletutor.sg

© UCLES 2017

1.10 Extra material:

It is the candidate's responsibility to answer questions in such a way as to demonstrate to the Examiner that s/he has understood the recorded material. Where candidates introduce extra, irrelevant material to an otherwise correct answer the danger is that the Examiner is being forced to 'choose' the correct answer and s/he cannot be certain that the candidate has shown understanding. Where the Examiner is put in this position the mark cannot be awarded. The Detailed Mark Scheme cannot cover all eventualities and where specific instructions are not provided, Examiners must check the transcript to ensure the correct elements which would qualify for the mark are not contradicted or distorted by any extra material. The following, general, rules should be applied:

(a)	Extra material, mentioned in the Mark Scheme, which reinforces the correct answer or in itself constitutes an alternative correct answer:	this is acceptable and is not penalised
(b)	Extra material which constitutes an alternative answer, **but which is not explicitly mentioned in the Mark Scheme:**	the Examiner needs to decide, by consulting the transcript and the Team Leader if necessary, whether the alternative answer constitutes: (i) an alternative correct answer, in which case this falls into category (a) and the answer should be rewarded (ii) or an answer which on its own would be refused, in which case this falls into category (c) and the answer should be refused
(c)	Extra material which constitutes an alternative answer **specifically refused in the Mark Scheme:**	this puts the Examiner in the position of having to 'choose' which is the candidate's 'final' answer – the Examiner cannot be sure what the candidate has understood – and the mark cannot be awarded
(d)	Extra material which distorts or contradicts the correct answer:	this affects communication – the Examiner cannot be sure what the candidate has understood – and the mark cannot be awarded
(e)	Extra material introduced by the candidate and which does not feature in the original transcript:	this affects communication – the Examiner cannot be sure what the candidate has understood – and the mark cannot be awarded. It can sometimes be difficult to draw the line between what is a deduction made by an able candidate on the basis of what they have heard and pure guesswork. Therefore where a particular answer is not covered in the Mark Scheme, Examiners should consult their Team Leader

Need a home tutor? Visit smiletutor.sg

© UCLES 2017

2 Detailed Mark Scheme

Section 1 Exercise 1

Question	Answer	Marks	Guidance
1	A	**1**	
2	B	**1**	
3	C	**1**	
4	A	**1**	
5	C	**1**	
6	D	**1**	
7	B	**1**	
8	D	**1**	

Need a home tutor? Visit smiletutor.sg

© UCLES 2017

Section 1 Exercise 2

Question	Answer	Marks	Guidance
9	40 / cuarenta/ quarenta	**1**	Refuse: Carenta/cuaranta
10	B (sacar fotos)	**1**	
11	A (conciertos)	**1**	
12	A (ventanas)	**1**	
13	C (plaza)	**1**	
14	Azul/ azúl	**1**	Refuse: azur
15	B (postales y recuerdos)	**1**	

Need a home tutor? Visit smiletutor.sg

© UCLES 2017

Section 2 Exercise 1

Question	Answer	Marks	Guidance
	(a) (b) ✓ (c) ✓ (d) (e) ✓ (f) (g) ✓ (h) (i) (j) (k) ✓ (l) ✓		

Need a home tutor? Visit smiletutor.sg

Question	Answer	Marks	Guidance
16	Type in the letter for each correct option:	**6**	A mark out of 6 is entered for the whole exercise in the mark input box. USE MARKING TOOL TO TICK '✓' EACH CORRECT ANSWER UNLESS ALL 6 CORRECT If more than 6 boxes are ticked by the candidate, indicate 'working' in 'Comments' box: e.g. 7 boxes ticked of which 6 are correct use formula 6-1 = 5 (where 1 = the number of extra boxes ticked).

Need a home tutor? Visit smiletutor.sg

Section 2 Exercise 2: Part 1

Question	Answer	Marks	Guidance
17	Zoológico/ zológico/ sológico/ zoolójico	**1**	Refuse: solottico/ solojico/ solohico/ cologico/zoo lógico
18	Turista/ tourista	**1**	
19	yoga	**1**	
20	Tradicionales/ traditionales/ tradizionales	**1**	Refuse: tradicionajes
21	segundo	**1**	Refuse: secundo/ cegundo/ sugundo

Section 2 Exercise 2: Part 2

Question	Answer	Marks	Guidance
22	comida (para compartir)/ comida por la compartir/ comida de compartir	**1**	Refuse: comida para compactir/ comida parar compartir/ comida compatir/
23	(los) niños disfrutaron (mucho)/ disfrutar/ difrutar/ porque los niños disfruta	**1**	Refuse: Gustar/ encantar/ defrutar/ desfrutar /disfutar/ disfuta/ dis frutaron/
24	Orgulloso estar orgulloso sintió orgulloso	**1**	Refuse: orgilloso/ orvojoso/ orvolloso/ orvuioso/ orveyoso
25	(con varios) conciertos (por la noche)/ barios conciertos/ consiertos/ conciertos para la noche	**1**	Refuse: Barros/ barrios/ tiene un concierto por la noche/ los conciertos son bien y mejor/ concietos/ ir a un concierto por la noche/ conciertos en el barrio/ concerto por la noche

Note: For questions with 2 interchangeable answers: 2 correct answers on line 1, line 2 blank = 2; 2 correct answers on line 1, line 2 wrong = 1 (or vice versa)

Need a home tutor? Visit smiletutor.sg

Section 3 Exercise 1

Question	Answer	Marks	Guidance
26	D	**1**	
27	B	**1**	
28	A	**1**	
29	A	**1**	
30	C	**1**	
31	C	**1**	

Section 3 Exercise 2

Question	Answer	Marks	Guidance
32	(mejora(r) la) salud/ para estar mejor la salud/ mejor a la salud/ mejor para la salud/ para la salud/ mejor la salud/ mejorar para salud/ mejora la salu	**1**	Refuse: mejor de la salud/ mejor salude/ mejorer a lasalud/ pesca mejor salu/ para salud mejor
33	Aburrida/ aburrido	**1**	Refuse: aburida/ abburida
34	(una) lata/ latta	**1**	
35	(terminaba con un) catarro	**1**	
36	el estrés (de la vida moderna)/stress/estress	**1**	
37	(hubo una) inundación/ la inundación y lluvia/ (inundación required)	**1**	Refuse: lluvia/ por la lluvia/ enondation
38	el ruido del agua/ ruido de agua/ ruido del agua/ le encanta ruido de agua/ el ruido de el agua/ el agua	**1**	Refuse: rudio del agua/ esperar los peces escuchar el ruido el agua/

Need a home tutor? Visit smiletutor.sg

Question	Answer	Marks	Guidance
39	(ser capaz de) ser feliz (cuando está) solo (verb required)/ ser capaz y feliz cuando estar solo/ tiene que ser feliz está solo/ ser capaz de estar solo/ disfrutar al máximo cuando está solo	**1**	Refuse: ser feliz/ estar solo/ feliz cuando esta solo/ ser feliz cuando está pescando/ feliz para estar solo/ feliz cuando estas/ ser feliz que estar solo/ disfrutar al máximo feliz y cuando está solo
40	(allí hay tanto) silencio/ es silencio/ prefiere el silencio/ está silencio/ (hay) tantos silencio/ es más silencio/ porque muy silencio/ porque es silencio y le encanta	**1**	Refuse: por muy silencio

Note: For questions with 2 interchangeable answers: 2 correct answers on line 1, line 2 blank = 2; 2 correct answers on line 1, line 2 wrong = 1 (or vice versa)

Need a home tutor? Visit smiletutor.sg

© UCLES 2017

Cambridge International Examinations
Cambridge International General Certificate of Secondary Education

SPANISH **0530/21**

Paper 2 Reading **May/June 2017**

MARK SCHEME

Maximum Mark: 45

Published

This mark scheme is published as an aid to teachers and candidates, to indicate the requirements of the examination. It shows the basis on which Examiners were instructed to award marks. It does not indicate the details of the discussions that took place at an Examiners' meeting before marking began, which would have considered the acceptability of alternative answers.

Mark schemes should be read in conjunction with the question paper and the Principal Examiner Report for Teachers.

Cambridge will not enter into discussions about these mark schemes.

Cambridge is publishing the mark schemes for the May/June 2017 series for most Cambridge IGCSE®, Cambridge International A and AS Level and Cambridge Pre-U components, and some Cambridge O Level components.

® IGCSE is a registered trademark.

This syllabus is approved for use in England, Wales and Northern Ireland as a Cambridge International Level 1/Level 2 Certificate.

© UCLES 2017

Need a home tutor? Visit smiletutor.sg

1 General Marking Principles

1.1 It is not possible to list all acceptable alternatives in the Detailed Mark Scheme provided in Section 2. You will need to consider all alternative answers and unexpected approaches in candidates' scripts, make a decision on whether they communicate the required elements, in consultation with your Team Leader if necessary (or with your Product Manager if you are a single (Examiner), and award marks accordingly.

The following marking principles underpin the detailed instructions provided in Section 4 of the Mark Scheme. **Where a decision is taken to deviate from these principles for a particular question, this will be specified in the Mark Scheme.** Often the general principles will have to be weighed up against each other, e.g. the answer might pass the look-alike test (1.5(b)), but if the candidate has produced an answer that is another word in the target language they will not score (1.6).

1.2 Crossing out:

(a)	If a candidate changes his/her mind over an answer and crosses out an attempt, award a mark if the final attempt is correct.
(b)	If a candidate crosses out an answer to a whole question but makes no second attempt at it, mark the crossed out work.

1.3 More than the stipulated number of boxes ticked / crossed by the candidate:

(a)	If more than one attempt is visible, but the candidate has clearly indicated which attempt is his / her final answer (e.g. by crossing out other attempts or by annotating the script in some way), mark in the usual way.
(b)	If two attempts are visible (e.g. two boxes ticked instead of the 1 box stipulated), and neither has been crossed out / discounted by the candidate, no mark can be awarded.
(c)	Where candidates must tick a number of boxes (e.g. tick the 6 true statements) and tick too many, apply the following rule: deduct the number of 'extra' answers indicated by the candidate from their number of correct answers. The remaining number is the mark awarded, e.g. the candidate is asked to tick 6 statements, but ticks 8. 5 of the ticks are correctly placed, but 2 are 'extras' (8 ticks placed by candidate minus 6 ticks required by rubric = 2 'extras'). Therefore the candidate is awarded a mark of 3.
(d)	Answers in pen do not take precedence over answers in pencil, e.g. if a candidate is asked to tick 1 box and ticks two, one in pen and the other in pencil, the mark cannot be awarded unless there is explicit indication from the candidate as to which is his/her final answer.

Need a home tutor? Visit smiletutor.sg

© UCLES 2017

1.4 For questions requiring more than one element for the answer, (i) and (ii), where the answers are interchangeable:

(a)	Both correct answers on line 1 and line 2 blank = 2
(b)	Both correct answers on line 1 and line 2 wrong = 1

(or vice-versa)

1.5 Answers requiring the use of Spanish (rather than a non-verbal response) should be marked for communication. Tolerate inaccuracies provided the message is clear.

(a)	'If in doubt, sound it out': if you read what the candidate has written, does it sound like the correct answer?
(b)	Look-alike test: does what the candidate has written look like the correct answer?
(c)	Accept incorrect gender or person unless Mark Scheme specifies otherwise.
(d)	Accept incorrect possessive adjectives, e.g. mi, tu, su, etc., unless Mark Scheme specifies otherwise.
(e)	Accept incorrect tense unless Mark Scheme specifies otherwise.
(f)	Tolerate incorrect auxiliary unless Mark Scheme specifies otherwise.
(g)	Tolerate incorrect use of infinitive unless Mark Scheme specifies otherwise.

1.6 Unless the Mark Scheme specifies otherwise, **do not accept incorrect Spanish if the word given means something else in Spanish**. (Incorrect Spanish which constitutes a word in any language other than Spanish is marked (i) on the basis of whether it is accepted or refused in the Mark Scheme and (ii) if not mentioned in the Mark Scheme, on the basis of 1.5 above).

1.7 Where words are combined or split inappropriately do not award the mark, e.g. 'supadre' and 'elar ticulo' (inappropriate splitting or combination is an indication that the candidate has not understood).

Need a home tutor? Visit smiletutor.sg

© UCLES 2017

1.8 Annotation used in the Mark Scheme:

(a)	INV = invalidation and is used when additional material included by the candidate is judged to invalidate an otherwise correct answer thus preventing him/her from scoring the mark (INV = 0).
(b)	tc = 'tout court' and means that on its own the material is not sufficient to score the mark.
(c)	HA = harmless additional material which in conjunction with the correct answer does not prevent the candidate from scoring the mark.
(d)	BOD = benefit of the doubt and is used to indicate that the Examiner has considered the answer / that part of the answer and judged it to be more correct than incorrect: the benefit of the doubt is given to the candidate and the mark is awarded

1.9 No response and '0' marks

There is a NR (No Response) option in **RM Assessor**.

Award NR (No Response):

If there is nothing written at all in the answer space or

If there is only a comment which does not in any way relate to the question being asked (e.g. 'can't do' or 'don't know') or

If there is only a mark which isn't an attempt at the question (e.g. a dash, a question mark).

Award 0:

If there is any attempt that earns no credit. This could, for example, include the candidate copying all or some of the question, or any working that does not earn any marks, whether crossed out or not.

Need a home tutor? Visit smiletutor.sg

© UCLES 2017

1.10 Extra material:

It is the candidate's responsibility to answer questions in such a way as to demonstrate to the Examiner that s / he has understood the reading text. Where candidates introduce extra, irrelevant material to an otherwise correct answer the danger is that the Examiner is being forced to 'choose' the correct answer and s / he cannot be certain that the candidate has shown understanding. Where the Examiner is put in this position the mark cannot be awarded. The Detailed Mark Scheme cannot cover all eventualities and where specific instructions are not provided, Examiners must check the reading text to ensure the correct elements which would qualify for the mark are not contradicted or distorted by any extra material. The following, general, rules should be applied:

(a)	Extra material, mentioned in the Mark Scheme, which reinforces the correct answer or in itself constitutes an alternative correct answer:	this is acceptable and is not penalised
(b)	Extra material which constitutes an alternative answer, **but which is not explicitly mentioned in the Mark Scheme:**	the Examiner needs to decide, by consulting the transcript/text and the Team Leader if necessary, whether the alternative answer constitutes: (i) an alternative correct answer, in which case this falls into category (a) and the answer should be rewarded (ii) or an answer which on its own would be refused, in which case this falls into category (c) and the answer should be refused
(c)	Extra material which constitutes an alternative answer **specifically refused in the Mark Scheme:**	this puts the Examiner in the position of having to 'choose' which is the candidate's 'final' answer – the Examiner cannot be sure what the candidate has understood – and the mark cannot be awarded
(d)	Extra material which distorts or contradicts the correct answer:	this affects communication – the Examiner cannot be sure what the candidate has understood – and the mark cannot be awarded
(e)	Extra material introduced by the candidate and which does not feature in the original text:	this affects communication – the Examiner cannot be sure what the candidate has understood – and the mark cannot be awarded. It can sometimes be difficult to draw the line between what is a deduction made by an able candidate on the basis of what they have read and pure guesswork. Therefore where a particular answer is not covered in the Mark Scheme, Examiners should consult their Team Leader

Need a home tutor? Visit smiletutor.sg

© UCLES 2017

2 Detailed Mark Scheme

Section 1 Exercise 1

Question	Answer	Marks	Guidance
1	C	**1**	
2	A	**1**	
3	A	**1**	
4	B	**1**	
5	D	**1**	

Section 1 Exercise 2

Question	Answer	Marks	Guidance
6	B	**1**	
7	D	**1**	
8	F	**1**	
9	C	**1**	
10	A	**1**	

Need a home tutor? Visit smiletutor.sg

© UCLES 2017

Section 1 Exercise 3

Question	Answer	Marks	Guidance
11	A	**1**	
12	B	**1**	
13	A	**1**	
14	B	**1**	
15	C	**1**	

Section 2 Exercise 1

Question	Answer	Marks	Guidance
16	comprar	**1**	
17	tradicionales	**1**	
18	formal	**1**	
19	e-mail	**1**	
20	inmediatamente	**1**	

Need a home tutor? Visit smiletutor.sg

Section 2 Exercise 2

- **In this exercise**, reward the candidate for being able to locate the answer in the passage.
- Ignore extra material (whether Spanish is accurate or inaccurate) unless the Mark Scheme specifies otherwise.
- **Accept lifting unless it is specifically refused in the Mark Scheme.**
- READ SECTION 1: GENERAL MARKING PRINCIPLES.
- Accept *mi, mis, tu, tus, su, sus,* etc.

ACCEPT: <u>wrong genders throughout</u>

Question	Answer	Marks	Guidance
21	(un proyecto) medioambiental	**1**	
22	(al / el) alcalde / (con) el alcalde	**1**	**Refuse** estoy pensando…ya que…
23	(por el calor que está haciendo) la basura huele fatal	**1**	**Refuse** en este momento… **Refuse** No hay suficientes basureros
24	hace tres meses (que no lo limpian) tres meses atrás tres meses pasados en tres meses tres meses antes	**1**	**Refuse** de hecho,… **Refuse** tres meses **tc**
25	(los padres) no pueden llevar (a) (sus) niños (a jugar)	**1**	
26	(la mayoría) no funcionan (así que es muy peligroso cruzar la calle)	**1**	**Refuse** es muy peligroso…

Need a home tutor? Visit smiletutor.sg

Question	Answer	Marks	Guidance
27	(está / estoy) (muy) triste (porque todo el mundo piensa que el pueblo está fatal)	1	**Refuse** todo el mundo…etc. **Refuse** por eso estoy muy triste
28	no sirve (de nada)	1	**Refuse** El ayuntamiento no sirve de nada
29	optimista	1	**Refuse** …y me / le desea mucha suerte
30	no puede / puedo / puedes prestar atención (en clase)	1	

Note: For questions with 2 interchangeable answers: 2 correct answers on line 1, line 2 blank = 2; 2 correct answers on line 1, line 2 wrong = 1 (or vice versa)

Need a home tutor? Visit smiletutor.sg

© UCLES 2017

Section 3

Look for signs of genuine comprehension. Usually, candidates who lift **indiscriminately** fail to demonstrate comprehension and will not score the mark. However, **careful** lifting of the details required to answer the question does demonstrate comprehension and should be rewarded. This Detailed Mark Scheme provides specific guidance but in cases not covered, see General Marking Principles, Section 1.10.

In this section, take into account the whole of the candidate's answer. We are still applying the sound-alike rule.

READ SECTION 1: GENERAL MARKING PRINCIPLES

FOR ANSWERS NOT COVERED BY MARK SCHEME, ANNOTATION TOOL MAY BE USED, e.g. INV or BOD

REFUSE DIRECT SPEECH HOWEVER IT IS PRESENTED.

Section 3 Exercise 1

1 Mark available per question for True or False + 1 Mark available for correction of each False statement.

First award marks for the True / False element and then award marks for the justification of the False statements.

True / False element: all 5 statements appear on screen. Enter mark as appropriate for correct identification of each statement as True or False.

- **If neither True nor False is 'ticked' for a question, enter N/R (no response)**.
- **If both True and False are 'ticked' (and there is no clarification of candidate's 'final' answer), enter 0.**

Justification for false statements: only the 3 False statements appear on screen.

- **If the candidate correctly identified the statement as False, mark the justification and enter the mark**
- **If True is 'ticked',** award N/R (or 0 if justification is provided)
- **If True and False are both 'ticked' (and there is no clarification of candidate's 'final' answer),** award 0 (ignore any justification)
- **If neither True nor False is 'ticked'**, mark justification and enter mark (no mark awarded for True/False element)

Need a home tutor? Visit smiletutor.sg

© UCLES 2017

Question	Answer	Marks	Guidance
	TRUE / **FALSE** ☐ / ☑ ☑ / ☐ ☐ / ☑ ☐ / ☑ ☑ / ☐		
31	FALSO	**1**	See grid above for marking True / False element
32	VERDADERO	**1**	See grid above for marking True / False element
33	FALSO	**1**	See grid above for marking True / False element
34	FALSO	**1**	See grid above for marking True / False element
35	VERDADERO	**1**	See grid above for marking True / False element

Need a home tutor? Visit smiletutor.sg

PUBLISHED

JUSTIFICATION

ACCEPT: wrong genders throughout

IN EACH CASE, CHECK FALSO IS TICKED

Question	Answer	Marks	Guidance
31	lleva 35 años viajando (sin parar) ha viajado (por / durante) 35 años	1	**REFUSE MERE ADDITION OF NEGATIVE** **Refuse** a los 16 años decidió cambiar… **Refuse** a los 16 años… sin parar
33	Únicamente / solo / solamente países asiáticos	1	**REFUSE MERE ADDITION OF NEGATIVE**
34	comió / come (un plato hecho con) insectos	1	**REFUSE MERE ADDITION OF NEGATIVE** **Refuse** comió ***tc*** **Refuse** se perdió en la selva **Refuse** nos / le ofrecieron un plato…

Need a home tutor? Visit smiletutor.sg

© UCLES 2017

Section 3 Exercise 2

ACCEPT: wrong genders throughout

Question	Answer	Marks	Guidance
36	(el precio … tanto …) (nunca conseguía) pagar todos los gastos	**1**	
37	(de) perder sus árboles (y casi no dormía)	**1**	**Refuse** perder mis árboles
38	como (a) un niño	**1**	
39	(mucha / la) gente quiere hacer mermelada quieren hacer mermelada	**1**	**Refuse** hacer mermelada ***tc*** **Refuse** porque quiere…
40	(se) (recoge) una vez que esté lista	**1**	**Refuse** recoger… **Refuse** debe recoger…
41	jamás han visto el campo	**1**	**Refuse** porque son de la ciudad **Refuse** Ya que… **Refuse** Piensan que la fruta sale de las cajas…
42	(tanto los….) satisfechos (+ reason)	**1**	**Refuse** saben que están ayudando

Note: For questions with 2 interchangeable answers: 2 correct answers on line 1, line 2 blank = 2; 2 correct answers on line 1, line 2 wrong = 1 (or vice versa)

Need a home tutor? Visit smiletutor.sg

© UCLES 2017

Cambridge International Examinations
Cambridge International General Certificate of Secondary Education

SPANISH **0530/22**

Paper 2 Reading **May/June 2017**

MARK SCHEME

Maximum Mark: 45

Published

This mark scheme is published as an aid to teachers and candidates, to indicate the requirements of the examination. It shows the basis on which Examiners were instructed to award marks. It does not indicate the details of the discussions that took place at an Examiners' meeting before marking began, which would have considered the acceptability of alternative answers.

Mark schemes should be read in conjunction with the question paper and the Principal Examiner Report for Teachers.

Cambridge will not enter into discussions about these mark schemes.

Cambridge is publishing the mark schemes for the May/June 2017 series for most Cambridge IGCSE®, Cambridge International A and AS Level and Cambridge Pre-U components, and some Cambridge O Level components.

® IGCSE is a registered trademark.

This syllabus is approved for use in England, Wales and Northern Ireland as a Cambridge International Level 1/Level 2 Certificate.

© UCLES 2017

Need a home tutor? Visit smiletutor.sg

1 General Marking Principles

1.1 It is not possible to list all acceptable alternatives in the Detailed Mark Scheme provided in Section 2. You will need to consider all alternative answers and unexpected approaches in candidates' scripts, make a decision on whether they communicate the required elements, in consultation with your Team Leader if necessary (or with your Product Manager if you are a single Examiner), and award marks accordingly.

The following marking principles underpin the detailed instructions provided in Section 4 of the Mark Scheme. **Where a decision is taken to deviate from these principles for a particular question, this will be specified in the Mark Scheme.** Often the general principles will have to be weighed up against each other, e.g. the answer might pass the look-alike test (1.5(b)), but if the candidate has produced an answer that is another word in the target language they will not score (1.6).

1.2 Crossing out:

(a)	If a candidate changes his/her mind over an answer and crosses out an attempt, award a mark if the final attempt is correct.
(b)	If a candidate crosses out an answer to a whole question but makes no second attempt at it, mark the crossed out work.

Need a home tutor? Visit smiletutor.sg

© UCLES 2017

1.3 More than the stipulated number of boxes ticked/crossed by the candidate:

(a)	If more than one attempt is visible, but the candidate has clearly indicated which attempt is his/her final answer (e.g. by crossing out other attempts or by annotating the script in some way), mark in the usual way.
(b)	If two attempts are visible (e.g. two boxes ticked instead of the 1 box stipulated), and neither has been crossed out/discounted by the candidate, no mark can be awarded.
(c)	Where candidates must tick a number of boxes (e.g. tick the 6 true statements) and tick too many, apply the following rule: deduct the number of 'extra' answers indicated by the candidate from their number of correct answers. The remaining number is the mark awarded, e.g. the candidate is asked to tick 6 statements, but ticks 8. 5 of the ticks are correctly placed, but 2 are 'extras' (8 ticks placed by candidate minus 6 ticks required by rubric = 2 'extras'). Therefore the candidate is awarded a mark of 3.
(d)	Answers in pen do not take precedence over answers in pencil, e.g. if a candidate is asked to tick 1 box and ticks two, one in pen and the other in pencil, the mark cannot be awarded unless there is explicit indication from the candidate as to which is his/her final answer.

1.4 For questions requiring more than one element for the answer, (i) and (ii), where the answers are interchangeable:

(a)	Both correct answers on line 1 and line 2 blank = 2
(b)	Both correct answers on line 1 and line 2 wrong = 1

(or vice-versa)

Need a home tutor? Visit smiletutor.sg

© UCLES 2017

1.5 Answers requiring the use of Spanish (rather than a non-verbal response) should be marked for communication. Tolerate inaccuracies provided the message is clear.

(a)	'If in doubt, sound it out': if you read what the candidate has written, does it sound like the correct answer?
(b)	Look-alike test: does what the candidate has written look like the correct answer?
(c)	Accept incorrect gender or person unless Mark Scheme specifies otherwise.
(d)	Accept incorrect possessive adjectives, e.g. mi, tu, su, etc., unless Mark Scheme specifies otherwise.
(e)	Accept incorrect tense unless Mark Scheme specifies otherwise.
(f)	Tolerate incorrect auxiliary unless Mark Scheme specifies otherwise.
(g)	Tolerate incorrect use of infinitive unless Mark Scheme specifies otherwise.

1.6 Unless the Mark Scheme specifies otherwise, **do not accept incorrect Spanish if the word given means something else in Spanish**. (Incorrect Spanish which constitutes a word in any language other than Spanish is marked (i) on the basis of whether it is accepted or refused in the Mark Scheme and (ii) if not mentioned in the Mark Scheme, on the basis of 1.5 above).

1.7 **Where words are combined or split inappropriately do not award the mark**, e.g. 'supadre' and 'elar ticulo' (inappropriate splitting or combination is an indication that the candidate has not understood).

Need a home tutor? Visit smiletutor.sg

© UCLES 2017

1.8 Annotation used in the Mark Scheme:

(a)	INV = invalidation and is used when additional material included by the candidate is judged to invalidate an otherwise correct answer thus preventing him/her from scoring the mark (INV = 0).
(b)	tc = 'tout court' and means that on its own the material is not sufficient to score the mark.
(c)	HA = harmless additional material which in conjunction with the correct answer does not prevent the candidate from scoring the mark.
(d)	BOD = benefit of the doubt and is used to indicate that the Examiner has considered the answer/that part of the answer and judged it to be more correct than incorrect: the benefit of the doubt is given to the candidate and the mark is awarded

1.9 No response and '0' marks

There is a NR (No Response) option in **RM Assessor**.

Award NR (No Response):
If there is nothing written at all in the answer space or
If there is only a comment which does not in any way relate to the question being asked (e.g. 'can't do' or 'don't know') or
If there is only a mark which isn't an attempt at the question (e.g. a dash, a question mark).

Award 0:
If there is any attempt that earns no credit. This could, for example, include the candidate copying all or some of the question, or any working that does not earn any marks, whether crossed out or not.

Need a home tutor? Visit smiletutor.sg

© UCLES 2017

1.10 Extra material:

It is the candidate's responsibility to answer questions in such a way as to demonstrate to the Examiner that s/he has understood the reading text. Where candidates introduce extra, irrelevant material to an otherwise correct answer the danger is that the Examiner is being forced to 'choose' the correct answer and s/he cannot be certain that the candidate has shown understanding. Where the Examiner is put in this position the mark cannot be awarded. The Detailed Mark Scheme cannot cover all eventualities and where specific instructions are not provided, Examiners must check the reading text to ensure the correct elements which would qualify for the mark are not contradicted or distorted by any extra material. The following, general, rules should be applied:

(a)	Extra material, mentioned in the Mark Scheme, which reinforces the correct answer or in itself constitutes an alternative correct answer:	this is acceptable and is not penalised
(b)	Extra material which constitutes an alternative answer, **but which is not explicitly mentioned in the Mark Scheme:**	the Examiner needs to decide, by consulting the transcript/text and the Team Leader if necessary, whether the alternative answer constitutes: (i) an alternative correct answer, in which case this falls into category (a) and the answer should be rewarded (ii) or an answer which on its own would be refused, in which case this falls into category (c) and the answer should be refused
(c)	Extra material which constitutes an alternative answer **specifically refused in the Mark Scheme:**	this puts the Examiner in the position of having to 'choose' which is the candidate's 'final' answer – the Examiner cannot be sure what the candidate has understood – and the mark cannot be awarded
(d)	Extra material which distorts or contradicts the correct answer:	this affects communication – the Examiner cannot be sure what the candidate has understood – and the mark cannot be awarded
(e)	Extra material introduced by the candidate and which does not feature in the original text:	this affects communication – the Examiner cannot be sure what the candidate has understood – and the mark cannot be awarded. It can sometimes be difficult to draw the line between what is a deduction made by an able candidate on the basis of what they have read and pure guesswork. Therefore where a particular answer is not covered in the Mark Scheme, Examiners should consult their Team Leader

Need a home tutor? Visit smiletutor.sg

© UCLES 2017

2 Detailed Mark Scheme

Section 1 Exercise 1

Question	Answer	Marks	Guidance
1	B	**1**	
2	D	**1**	
3	D	**1**	
4	C	**1**	
5	A	**1**	

Section 1 Exercise 2

Question	Answer	Marks	Guidance
6	C	**1**	
7	B	**1**	
8	D	**1**	
9	F	**1**	
10	A	**1**	

Need a home tutor? Visit smiletutor.sg

Section 1 Exercise 3

Question	Answer	Marks	Guidance
11	C	**1**	
12	C	**1**	
13	B	**1**	
14	A	**1**	
15	B	**1**	

Section 2 Exercise 1

Question	Answer	Marks	Guidance
16	empieza	**1**	
17	competir	**1**	
18	camping	**1**	
19	moto	**1**	
20	lluvia	**1**	

Need a home tutor? Visit smiletutor.sg

Section 2 Exercise 2

- **In this exercise**, reward the candidate for being able to locate the answer in the passage.
- Ignore extra material (whether Spanish is accurate or inaccurate) unless the Mark Scheme specifies otherwise.
- **Accept lifting unless it is specifically refused in the Mark Scheme.**
- READ SECTION 1: GENERAL MARKING PRINCIPLES.
- Accept *mi, mis, tu, tus, su, sus,* etc.

ACCEPT: <u>wrong genders throughout</u>

Question	Answer	Marks	Guidance
21	los 50 años de la boda (de los abuelos)	**1**	**Refuse** 50 años ***t.c.***
22	(toda) la/su familia (excepto los abuelos) Manuela y su familia	**1**	**Refuse** como sabes… **Refuse** toda la familia…<u>claro</u>
23	(al) restaurante (como hacen todos los domingos)	**1**	**Refuse** (los abuelos) llegaron al restaurante
24	no sabían qué decir	**1**	
25	(no pararon de) bailar (en toda la tarde) bailaron/bailan (y escucharon la música)	**1**	**Refuse** empezó la música y los abuelos… **Refuse** recibieron un regalo
26	(viaje) en barco (por el Caribe) viaje al/por el Caribe barco por el Caribe	**1**	**Refuse** barco ***t.c.*** **Refuse** Caribe ***t.c.***
27	no dice mucho (es) (bastante) callado	**1**	**Refuse** (normalmente) no dijo mucho **Refuse** (muy) emocionado **Refuse** sabes que … **Refuse** es callado y no dijo mucho

Need a home tutor? Visit smiletutor.sg

Question	Answer	Marks	Guidance
28	(se) cancelaron (los) trenes (y por eso no pudo/pude ir) no hay trenes	**1**	**Refuse** se sintió/me sentí fatal por no…etc. **Refuse** pero se cancelaron…
29	(mándale/mándase) <u>fotos</u> (de la fiesta)	**1**	**Refuse** mándame…etc. **Refuse** fotos…más detalles
30	Esta/en la/por la noche (intentará/intentaré llamar a los abuelos) después del trabajo	**1**	**Refuse** ahora estoy…abuelos **Refuse** pero …

Note: For questions with 2 interchangeable answers: 2 correct answers on line 1, line 2 blank = 2; 2 correct answers on line 1, line 2 wrong = 1 (or vice versa)

Need a home tutor? Visit smiletutor.sg

© UCLES 2017

Section 3

Look for signs of genuine comprehension. Usually, candidates who lift **indiscriminately** fail to demonstrate comprehension and will not score the mark. However, **careful** lifting of the details required to answer the question does demonstrate comprehension and should be rewarded. This Detailed Mark Scheme provides specific guidance but in cases not covered, see General Marking Principles, Section 1.10.

In this section, take into account the whole of the candidate's answer. We are still applying the sound-alike rule.

READ SECTION 1: GENERAL MARKING PRINCIPLES

FOR ANSWERS NOT COVERED BY MARK SCHEME, ANNOTATION TOOL MAY BE USED, e.g. INV or BOD

REFUSE DIRECT SPEECH HOWEVER IT IS PRESENTED.

Need a home tutor? Visit smiletutor.sg

© UCLES 2017

Section 3 Exercise 1

1 Mark available per question for True or False + 1 Mark available for correction of each False statement.

First award marks for the True/False element and then award marks for the justification of the False statements.

True/False element: all 5 statements appear on screen. Enter mark as appropriate for correct identification of each statement as True or False.

- **If neither True nor False is 'ticked' for a question, enter N/R (no response)**.
- **If both True and False are 'ticked' (and there is no clarification of candidate's 'final' answer), enter 0.**

Justification for false statements: only the 3 False statements appear on screen.

- **If the candidate correctly identified the statement as False, mark the justification and enter the mark**
- **If True is 'ticked',** award N/R (or 0 if justification is provided)
- **If True and False are both 'ticked' (and there is no clarification of candidate's 'final' answer),** award 0 (ignore any justification)
- **If neither True nor False is 'ticked'**, mark justification and enter mark (no mark awarded for True/False element)

Need a home tutor? Visit smiletutor.sg

© UCLES 2017

Question	Answer	Marks	Guidance
	TRUE / **FALSE** ☐ / ✓ ☐ / ✓ ✓ / ☐ ✓ / ☐ ☐ / ✓		
31	FALSO	**1**	See grid above for marking True/False element
32	FALSO	**1**	See grid above for marking True/False element
33	VERDADERO	**1**	See grid above for marking True/False element
34	VERDADERO	**1**	See grid above for marking True/False element
35	FALSO	**1**	See grid above for marking True/False element

Need a home tutor? Visit smiletutor.sg

© UCLES 2017

PUBLISHED

JUSTIFICATION
ACCEPT: wrong genders throughout

IN EACH CASE, CHECK FALSO IS TICKED

Question	Answer	Marks	Guidance
31	(son) (bastante) graciosos (como ella)	1	**REFUSE MERE ADDITION OF NEGATIVE** **Refuse** son…yo **Refuse** los míos… **Refuse** en cambio...
32	(hasta ahora) su decisión siempre **ha** sido aparecer (ella) sola aparece (ella) sola Alejandra aparecer (ella) sola solo se ve a Alejandra	1	**REFUSE MERE ADDITION OF NEGATIVE** **Refuse** aparecer (ella) sola **Refuse** pero … **Refuse** siempre ha/he sido aparecer yo/ella sola **Refuse** ahora …
35	(su libro favorito/preferido) tiene (más de) seis siglos	1	**REFUSE MERE ADDITION OF NEGATIVE** **Refuse** es muy antigua/vieja **Refuse** es (sobre) ciencia ficción **Refuse** es (más de) seis siglos

Need a home tutor? Visit smiletutor.sg

© UCLES 2017

Section 3 Exercise 2

ACCEPT: wrong genders throughout

Question	Answer	Marks	Guidance
36	((estaba) empleada como) dependienta/e (en una tienda de ropa)	**1**	**Refuse** que estaba empleada…
37	se puso enferma (hace dos años) estaba/era enferma (hace dos años)	**1**	**Refuse** present tense
38	(compró) un terreno	**1**	**Refuse** una casita con/y un terreno **Refuse** ambas cosas **Refuse** compro …
39	prefería/quería/ descansar le/la/se/su/ella/Sara gustaba descansar descansaba relajar(se)	**1**	**Refuse** descansar ***tc*** **Refuse** no le gustaba (hacer) senderismo **Refuse** me/te/sus **Refuse** …gustaba descansar, **aunque** …
40	eran/son los mejores (tomates) (que había probado) los suyos eran los mejores… porque dijo/dice que …	**1**	**Refuse** los míos eran los… **Refuse** los mejores ***t.c.*** **Refuse** (un vecino) dijo/dice que …
41	los lujos de la ciudad (sus amigos) estaban … ciudad	**1**	**Refuse** viviendo… **Refuse** sin… **Refuse** no aguantaría… **Refuse** la ciudad
42	(un) coche (y gasolina) (tener) un coche (es esencial/necesario) aunque gaste mucho en gasolina	**1**	**Refuse** Un coche y gaste mucho en gasolina **Refuse** gasolina

Note: For questions with 2 interchangeable answers: 2 correct answers on line 1, line 2 blank = 2; 2 correct answers on line 1, line 2 wrong = 1 (or vice versa)

Need a home tutor? Visit smiletutor.sg

© UCLES 2017

Cambridge International Examinations
Cambridge International General Certificate of Secondary Education

SPANISH **0530/23**

Paper 2 Reading **May/June 2017**

MARK SCHEME

Maximum Mark: 45

Published

This mark scheme is published as an aid to teachers and candidates, to indicate the requirements of the examination. It shows the basis on which Examiners were instructed to award marks. It does not indicate the details of the discussions that took place at an Examiners' meeting before marking began, which would have considered the acceptability of alternative answers.

Mark schemes should be read in conjunction with the question paper and the Principal Examiner Report for Teachers.

Cambridge will not enter into discussions about these mark schemes.

Cambridge is publishing the mark schemes for the May/June 2017 series for most Cambridge IGCSE®, Cambridge International A and AS Level and Cambridge Pre-U components, and some Cambridge O Level components.

® IGCSE is a registered trademark.

This syllabus is approved for use in England, Wales and Northern Ireland as a Cambridge International Level 1/Level 2 Certificate.

© UCLES 2017

Need a home tutor? Visit smiletutor.sg

1.1 It is not possible to list all acceptable alternatives in the Detailed Mark Scheme provided in Section 4. You will need to consider all alternative answers and unexpected approaches in candidates' scripts, make a decision on whether they communicate the required elements, in consultation with your Team Leader if necessary (or with your Product Manager if you are a single (Examiner), and award marks accordingly.

The following marking principles underpin the detailed instructions provided in Section 2 of the Mark Scheme. **Where a decision is taken to deviate from these principles for a particular question, this will be specified in the Mark Scheme.** Often the general principles will have to be weighed up against each other, e.g. the answer might pass the look-alike test (1.5(b)), but if the candidate has produced an answer that is another word in the target language they will not score (1.6).

1.2 Crossing out:

(a)	If a candidate changes his/her mind over an answer and crosses out an attempt, award a mark if the final attempt is correct.
(b)	If a candidate crosses out an answer to a whole question but makes no second attempt at it, mark the crossed out work.

1.3 More than the stipulated number of boxes ticked / crossed by the candidate:

(a)	If more than one attempt is visible, but the candidate has clearly indicated which attempt is his / her final answer (e.g. by crossing out other attempts or by annotating the script in some way), mark in the usual way.
(b)	If two attempts are visible (e.g. two boxes ticked instead of the 1 box stipulated), and neither has been crossed out / discounted by the candidate, no mark can be awarded.
(c)	Where candidates must tick a number of boxes (e.g. tick the 6 true statements) and tick too many, apply the following rule: deduct the number of 'extra' answers indicated by the candidate from their number of correct answers. The remaining number is the mark awarded, e.g. the candidate is asked to tick 6 statements, but ticks 8. 5 of the ticks are correctly placed, but 2 are 'extras' (8 ticks placed by candidate minus 6 ticks required by rubric = 2 'extras'). Therefore the candidate is awarded a mark of 3.
(d)	Answers in pen do not take precedence over answers in pencil, e.g. if a candidate is asked to tick 1 box and ticks two, one in pen and the other in pencil, the mark cannot be awarded unless there is explicit indication from the candidate as to which is his/her final answer.

Need a home tutor? Visit smiletutor.sg

© UCLES 2017

1.4 For questions requiring more than one element for the answer, (i) and (ii), where the answers are interchangeable:

(a)	Both correct answers on line 1 and line 2 blank = 2
(b)	Both correct answers on line 1 and line 2 wrong = 1

(or vice-versa)

1.5 Answers requiring the use of Spanish (rather than a non-verbal response) should be marked for communication. Tolerate inaccuracies provided the message is clear.

(a)	'If in doubt, sound it out': if you read what the candidate has written, does it sound like the correct answer?
(b)	Look-alike test: does what the candidate has written look like the correct answer?
(c)	Accept incorrect gender or person unless Mark Scheme specifies otherwise.
(d)	Accept incorrect possessive adjectives, e.g. mi, tu, su, etc., unless Mark Scheme specifies otherwise.
(e)	Accept incorrect tense unless Mark Scheme specifies otherwise.
(f)	Tolerate incorrect auxiliary unless Mark Scheme specifies otherwise.
(g)	Tolerate incorrect use of infinitive unless Mark Scheme specifies otherwise.

1.6 Unless the Mark Scheme specifies otherwise, **do not accept incorrect Spanish if the word given means something else in Spanish**. (Incorrect Spanish which constitutes a word in any language other than Spanish is marked (i) on the basis of whether it is accepted or refused in the Mark Scheme and (ii) if not mentioned in the Mark Scheme, on the basis of 1.5 above).

1.7 Where words are combined or split inappropriately do not award the mark, e.g. 'supadre' and 'elar ticulo' (inappropriate splitting or combination is an indication that the candidate has not understood).

Need a home tutor? Visit smiletutor.sg

© UCLES 2017

1.8 Annotation used in the Mark Scheme:

(a)	INV = invalidation and is used when additional material included by the candidate is judged to invalidate an otherwise correct answer thus preventing him/her from scoring the mark (INV = 0).
(b)	tc = 'tout court' and means that on its own the material is not sufficient to score the mark.
(c)	HA = harmless additional material which in conjunction with the correct answer does not prevent the candidate from scoring the mark.
(d)	BOD = benefit of the doubt and is used to indicate that the Examiner has considered the answer / that part of the answer and judged it to be more correct than incorrect: the benefit of the doubt is given to the candidate and the mark is awarded

1.9 No response and '0' marks

There is a NR (No Response) option in **RM Assessor**.

Award NR (No Response):

If there is nothing written at all in the answer space or

If there is only a comment which does not in any way relate to the question being asked (e.g. 'can't do' or 'don't know') or

If there is only a mark which isn't an attempt at the question (e.g. a dash, a question mark).

Award 0:

If there is any attempt that earns no credit. This could, for example, include the candidate copying all or some of the question, or any working that does not earn any marks, whether crossed out or not.

Need a home tutor? Visit smiletutor.sg

© UCLES 2017

1.10 Extra material:

It is the candidate's responsibility to answer questions in such a way as to demonstrate to the Examiner that s / he has understood the reading text. Where candidates introduce extra, irrelevant material to an otherwise correct answer the danger is that the Examiner is being forced to 'choose' the correct answer and s / he cannot be certain that the candidate has shown understanding. Where the Examiner is put in this position the mark cannot be awarded. The Detailed Mark Scheme cannot cover all eventualities and where specific instructions are not provided, Examiners must check the reading text to ensure the correct elements which would qualify for the mark are not contradicted or distorted by any extra material. The following, general, rules should be applied:

(a)	Extra material, mentioned in the Mark Scheme, which reinforces the correct answer or in itself constitutes an alternative correct answer:	this is acceptable and is not penalised
(b)	Extra material which constitutes an alternative answer, **but which is not explicitly mentioned in the Mark Scheme:**	the Examiner needs to decide, by consulting the transcript/text and the Team Leader if necessary, whether the alternative answer constitutes: (i) an alternative correct answer, in which case this falls into category (a) and the answer should be rewarded (ii) or an answer which on its own would be refused, in which case this falls into category (c) and the answer should be refused
(c)	Extra material which constitutes an alternative answer **specifically refused in the Mark Scheme:**	this puts the Examiner in the position of having to 'choose' which is the candidate's 'final' answer – the Examiner cannot be sure what the candidate has understood – and the mark cannot be awarded
(d)	Extra material which distorts or contradicts the correct answer:	this affects communication – the Examiner cannot be sure what the candidate has understood – and the mark cannot be awarded
(e)	Extra material introduced by the candidate and which does not feature in the original text:	this affects communication – the Examiner cannot be sure what the candidate has understood – and the mark cannot be awarded. It can sometimes be difficult to draw the line between what is a deduction made by an able candidate on the basis of what they have read and pure guesswork. Therefore where a particular answer is not covered in the Mark Scheme, Examiners should consult thei r Team Leader

Need a home tutor? Visit smiletutor.sg

© UCLES 2017

2 Detailed Mark Scheme

Section 1 Exercise 1

Question	Answer	Marks	Guidance
1	A	**1**	
2	B	**1**	
3	C	**1**	
4	D	**1**	
5	B	**1**	

Section 1 Exercise 2

Question	Answer	Marks	Guidance
6	D	**1**	
7	F	**1**	
8	A	**1**	
9	E	**1**	
10	C	**1**	

Need a home tutor? Visit smiletutor.sg

© UCLES 2017

Section 1 Exercise 3

Question	Answer	Marks	Guidance
11	B	**1**	
12	A	**1**	
13	C	**1**	
14	A	**1**	
15	C	**1**	

Section 2 Exercise 1

Question	Answer	Marks	Guidance
16	lloviendo	**1**	
17	deportiva	**1**	
18	después	**1**	
19	ganar	**1**	
20	sed	**1**	

Need a home tutor? Visit smiletutor.sg

Section 2 Exercise 2

- **In this exercise**, reward the candidate for being able to locate the answer in the passage.
- Ignore extra material (whether Spanish is accurate or inaccurate) unless the Mark Scheme specifies otherwise.
- **Accept lifting unless it is specifically refused in the Mark Scheme.**
- READ SECTION 1: GENERAL MARKING PRINCIPLES.
- Accept *mi, mis, tu, tus, su, sus,* etc.

ACCEPT: <u>wrong genders throughout</u>

Question	Answer	Marks	Guidance
21	(es) calvo no tiene pelo	**1**	**Refuse** es alto y calvo
22	(en su / mi opinión) no está de moda	**1**	**Refuse** (es) de color azul **Refuse** por ejemplo… **Refuse** el nuevo uniforme es de color…moda
23	corbata (porque es muy incómoda)	**1**	
24	(a las) ocho menos cuarto 7:45	**1**	**Refuse** más temprano **Refuse** (a las) ocho y media **Refuse** 8:45 **Refuse** 8:30
25	levantarse temprano es (muy) difícil	**1**	**Refuse** vosotros… **Refuse** levantarse temprano es (muy) difícil, <u>¿verdad?</u>

Need a home tutor? Visit smiletutor.sg

Question	Answer	Marks	Guidance
26	(era / la encontraban) (muy) antipática que todos los alumnos la encontraban / encontrábamos (muy) antipática		**Refuse** no se llevaba bien… **Refuse** que todos los…antipática
27	(la antigua) directora (la) Señora Robles	**1**	**Refuse** director
28	se portaban mal los alumnos…mañana	**1**	**Refuse** los alumnos que se portaban mal ***tc*** **Refuse** los alumnos…ocurrió **Refuse** **porque no hacían los deberes**
29	(tienen que guardarse en la) mochila	**1**	**Refuse** pero tienen que… **Refuse** tienen que…recreo
30	(durante / en el) recreo	**1**	**Refuse** estar apagados…recreo **Refuse** excepto durante el recreo

Note: For questions with 2 interchangeable answers: 2 correct answers on line 1, line 2 blank = 2; 2 correct answers on line 1, line 2 wrong = 1 (or vice versa)

Need a home tutor? Visit smiletutor.sg

© UCLES 2017

Section 3

Look for signs of genuine comprehension. Usually, candidates who lift **indiscriminately** fail to demonstrate comprehension and will not score the mark. However, **careful** lifting of the details required to answer the question does demonstrate comprehension and should be rewarded. This Detailed Mark Scheme provides specific guidance but in cases not covered, see General Marking Principles, Section 1.10.

In this section, take into account the whole of the candidate's answer. We are still applying the sound-alike rule.

READ SECTION 1: GENERAL MARKING PRINCIPLES

FOR ANSWERS NOT COVERED BY MARK SCHEME, ANNOTATION TOOL MAY BE USED, e.g. INV or BOD

REFUSE DIRECT SPEECH HOWEVER IT IS PRESENTED.

Section 3 Exercise 1

1 Mark available per question for True or False + 1 Mark available for correction of each False statement.

First award marks for the True / False element and then award marks for the justification of the False statements.

True/False element: all 5 statements appear on screen. Enter mark as appropriate for correct identification of each statement as True or False.

- **If neither True nor False is 'ticked' for a question, enter N/R (no response)**.
- **If both True and False are 'ticked' (and there is no clarification of candidate's 'final' answer), enter 0.**

Justification for false statements: only the 3 False statements appear on screen.

- **If the candidate correctly identified the statement as False, mark the justification and enter the mark**
- **If True is 'ticked',** award N/R (or 0 if justification is provided)
- **If True and False are both 'ticked' (and there is no clarification of candidate's 'final' answer),** award 0 (ignore any justification)
- **If neither True nor False is 'ticked'**, mark justification and enter mark (no mark awarded for True / False element)

Need a home tutor? Visit smiletutor.sg

Question	Answer	Marks	Guidance
	TRUE / **FALSE** ✓ / / ✓ / ✓ ✓ / / ✓		
31	VERDADERO	**1**	See grid above for marking True / False element
32	FALSO	**1**	See grid above for marking True / False element
33	FALSO	**1**	See grid above for marking True / False element
34	VERDADERO	**1**	See grid above for marking True / False element
35	FALSO	**1**	See grid above for marking True / False element

Need a home tutor? Visit smiletutor.sg

© UCLES 2017

JUSTIFICATION

ACCEPT: <u>wrong genders throughout</u>

IN EACH CASE, CHECK FALSO IS TICKED

Question	Answer	Marks	Guidance
32	puede servir como un nuevo modelo (para futuras compañías de turismo (en Nicaragua)) es un nuevo modelo	**1**	**REFUSE MERE ADDITION OF NEGATIVE**
33	continúan con su trabajo agrícola (tradicional)	**1**	**REFUSE MERE ADDITION OF NEGATIVE** **Refuse** <u>además</u> de continuar…tradicional
35	no hay animales peligrosos (en el bosque) (en el bosque) no hay animales peligrosos	**1**	**REFUSE MERE ADDITION OF NEGATIVE**

Need a home tutor? Visit smiletutor.sg

© UCLES 2017

Section 3 Exercise 2

ACCEPT: wrong genders throughout

Question	Answer	Marks	Guidance
36	cuando caía la tarde por / en la tarde al caer la tarde	**1**	**Refuse** caer la tarde ***tc*** **Refuse** después de la tarde **Refuse** la tarde **Refuse** (por) la noche **Refuse** caía la tarde
37	los (perfumes) del día anterior	**1**	**Refuse** comprobando …
38	tiene que / para estar bien organizada	**1**	**Refuse** tengo que estar bien organizada **Refuse** estar bien organizada
39	(a veces) (son) difíciles de conseguir	**1**	**Refuse** (los ingredientes) que a veces…etc.
40	invitando a un amigo a cenar	**1**	**Refuse** descansar …
41	(los) aceites (de perfumería)	**1**	**Refuse** su abuelo le dio un artículo de una revista sobre ese tema
42	nunca usa perfume	**1**	**Refuse** (hay una cosa muy graciosa y) es que nunca usa perfume

Note For questions with 2 interchangeable answers: 2 correct answers on line 1, line 2 blank = 2; 2 correct answers on line 1, line 2 wrong = 1 (or vice versa)

Need a home tutor? Visit smiletutor.sg

© UCLES 2017

Cambridge International Examinations
Cambridge International General Certificate of Secondary Education

SPANISH **0530/41**

Paper 4 Writing **May/June 2017**

MARK SCHEME

Maximum Mark: 50

Published

This mark scheme is published as an aid to teachers and candidates, to indicate the requirements of the examination. It shows the basis on which Examiners were instructed to award marks. It does not indicate the details of the discussions that took place at an Examiners' meeting before marking began, which would have considered the acceptability of alternative answers.

Mark schemes should be read in conjunction with the question paper and the Principal Examiner Report for Teachers.

Cambridge will not enter into discussions about these mark schemes.

Cambridge is publishing the mark schemes for the May/June 2017 series for most Cambridge IGCSE®, Cambridge International A and AS Level and Cambridge Pre-U components, and some Cambridge O Level components.

® IGCSE is a registered trademark.

This syllabus is approved for use in England, Wales and Northern Ireland as a Cambridge International Level 1/Level 2 Certificate.

© UCLES 2017

Need a home tutor? Visit smiletutor.sg

1 General Marking Principles

1.1 Crossing out:

(a)	If a candidate changes his/her mind over an answer and crosses out an attempt, award a mark if the final attempt is correct.
(b)	If a candidate crosses out an answer to a whole question but makes no second attempt at it, mark the crossed out work.

1.2 For Questions 2 and 3, if the candidate has written an answer in the space provided for that purpose, you should ignore anything written anywhere else, unless:

(a)	there is an indication from the candidate that other material should be considered.
(b)	the candidate has continued their answer outside the space provided.
(c)	there is no answer in the space provided.

1.3 Annotation used in the Mark Scheme:

(a)	tc = 'tout court' and means that on its own the material is not sufficient to score the mark.
(b)	BOD = benefit of the doubt and is used to indicate that the Examiner has considered the answer/that part of the answer and judged it to be more correct than incorrect: the benefit of the doubt is given to the candidate and the mark is awarded.

Need a home tutor? Visit smiletutor.sg

1.4 No response and '0' marks

There is a NR (No Response) option in **RM Assessor**.

Award NR (No Response):

If there is nothing written at all in the answer space or

If there is only a comment which does not in any way relate to the question being asked (e.g. 'can't do' or 'don't know') or

If there is only a mark which isn't an attempt at the question (e.g. a dash, a question mark).

Award 0:

If there is any attempt that earns no credit. This could, for example, include the candidate copying all or some of the question, or any working that does not earn any marks, whether crossed out or not.

1.5 **Optional questions**: You must mark all questions attempted by the candidate. Where a question has not been attempted then NR must be entered. (For Question 3 only, after marking the question(s) the candidate has answered, NR is populated automatically when you click on 'Complete'.) Where the candidate attempts more than one of the alternatives in Question 3, RM Assessor will automatically only aggregate the candidate's best result.

Need a home tutor? Visit smiletutor.sg

© UCLES 2017

Question	Answer	Marks

Question 1

Candidates are required to list 8 items in Spanish. Read all of the items that the candidate has listed and award marks as follows:

(i) Select the most correct items up to a maximum of 5. Award 1 mark for each correct item up to a maximum of 5. Stop ticking once 5 items have been rewarded.

(ii) On Question 1, award marks for items wherever the candidate has written them.

(iii) **If the candidate offers more than one word per line, award a mark for each acceptable item** (e.g. where a candidate has linked two words as in *cepillo de dentífrica* = 1 tick; however *cepillo y dentífrica* (candidate intends this as two items) = 2 ticks).

(iv) The pictures provided on the question paper are only suggestions.

(v) Mark for communication. Tolerate inaccuracies, provided the message is clear. Ignore any definite / indefinite article, possessive adjective, etc. Ignore any verbs.

(vi) If spelling is questionable, start by referring to the detailed mark scheme. Refer to the bullet points below if no decision on the spelling you have encountered is recorded there.

- 'If in doubt, sound it out': if you read what the candidate has written, does it sound like the correct answer?
- Look-alike test: does what the candidate has written look like the correct answer, e.g. one letter missing but no other word created.
- If the first part of the word is correct, small errors in what comes next are less likely to impede communication (unless they suggest another meaning).
- Where letters are transposed, the word is likely to communicate (unless another word has been created).

(vii) Once marking proper starts, if there are five clearly acceptable items, award marks wherever these are in the list. This approach may allow questionable versions to be ignored.

(viii) Refuse all nouns which are repeated and which do not have a separate meaning:

- *pantalones, pantalones cortos*: award one mark to each item
- *pantalones pequeños, pantalones azules*: award one mark for the first *pantalones*

(ix) Reject misspelt words which suggest a word with a quite different meaning. Where nouns are usually plural, accept the singular and vice versa.

Need a home tutor? Visit smiletutor.sg

Question	Answer	Marks
1	**Estás en un parque de atracciones. Haz una lista de 8 cosas que puedes ver.**	**5**

Accept		**Reject**	
amigos		mapa	
árbol			
billete	bilete		
cafetería	café (BoD for candidates on food)		
castillo			
taquilla			
dinero	plata		
entrada			
helado (1 item of food OR drink only in addition to helado)	elado		
jóvenes		hóvenes	
mochila			
niños			
restaurante	restarante/resturante/ restorante	ristorante	
salida			
grupos			
servicios/baños		banho	
tienda (de recuerdos)			

Total for Question 1: 5 marks

Need a home tutor? Visit smiletutor.sg

© UCLES 2017

Question	Answer	Marks
Question 2	Candidates are required to answer the question. Read the whole answer and award marks as follows: • **Communication: award a mark out of 10, according to the instructions in 2.1.** • **Language: award a mark out of 5, according to the instructions in 2.2.**	
2	***Las vacaciones*** **2.1: Award a mark out of 10 for Communication** (i) Place the appropriate 'numbered' tick as close as possible to each relevant communication point in the body of the answer. (ii) Award ticks flexibly across the tasks for each piece of relevant information conveyed, up to a maximum of 10. HOWEVER, each of the tasks must be covered to get the 10 communication marks: • If 1 of the tasks is missing, the maximum communication mark is 9. • If 2 of the tasks are missing, the maximum communication mark is 8 (and so on). (iii) Add up the ticks to give a mark out of 10 for Communication. (iv) For COMMUNICATION • **Look for a verb (finite or infinitive) before awarding a mark.** Lists without a verb will not score. • **See Appendix II for rules on how to decide whether a verb is accurate enough** to convey meaning. • **For language other than verbs, use 'rules' in Question 1**: look alike, sound alike, etc. • **Misplaced adjectives, negatives and adverbs will not usually compromise communication.** (v) LISTS = a maximum of 3 marks for communication: lists of 1–3 items = 1 mark; lists of 4 items = 2 marks; lists of 5–6 items = 3 marks • *Ella es alta y delgada y grande y nerviosa.* (*1 verb, therefore treat as list of 4 items: place one tick over 'grande' (third item in list) and another tick over 'nerviosa' (fourth item in list)*) • *Ella es alta. Es delgada. Tiene el pelo moreno.* (*3 verbs therefore each piece of information can score a separate communication mark*)	**15**

Need a home tutor? Visit smiletutor.sg

<table>
<tr><th>Question</th><th>Answer</th><th>Marks</th></tr>
<tr><td></td><td>
(vi) Only reward each piece of information once, e.g. es fantástica cannot score both as description and reason for liking; es fantástica y sus clases son fantásticas can both be rewarded as fantástica(s) describes different nouns; ella me ayuda a hacer mis deberes and me ayuda todos los días can both be rewarded as they each contain a different extra detail (a hacer mis deberes and todos los días).

(vii) Do not penalise factual errors.

(viii) What the candidate writes may not follow the order of the tasks on the question paper – this is fine.

<table>
<tr><th>Tick</th><th>Accept</th></tr>
<tr><td>✓1</td><td>¿Adónde vas de vacaciones normalmente?
REWARD: any statement relating to where the candidate usually goes on holiday</td></tr>
<tr><td>✓2</td><td>Describe el lugar donde pasas las vacaciones.
REWARD: any detail describing the place where the candidate spends his/her holidays</td></tr>
<tr><td>✓3</td><td>Explica por qué te gusta pasar las vacaciones allí.
REWARD: any reason why the candidate likes to spend his/her holidays there</td></tr>
<tr><td>✓4</td><td>¿Con quién te gustaría ir de vacaciones el año próximo? ¿Por qué?
Task 1: REWARD: any statement relating to the person with whom the candidate would like to go on holiday next year. Must indicate future context.

Task 2: REWARD: any reason why, even if it is not clear with whom the candidate would like to go on holiday next year. Must indicate future context.</td></tr>
</table>
</td><td></td></tr>
</table>

Need a home tutor? Visit smiletutor.sg

<table>
<tr><th>Question</th><th>Answer</th><th>Marks</th></tr>
<tr><td></td><td>

2.2: Award a mark out of 5 for Language

Award a mark out of 5 for Language*, according to the Grade descriptors in the table below (see *Note on using mark schemes with Grade descriptors* (last page of mark scheme).

Grade descriptors for Language (Question 2)

<table>
<tr><td>5</td><td>Straightforward vocabulary and structure.
The style of writing is basic, but reasonably coherent.
Use of a limited range of verbs, generally successful.
More accuracy than inaccuracy.</td></tr>
<tr><td>4</td><td>Basic vocabulary and structure.
Some awareness of verb usage, but inconsistent.
The writing is sufficiently accurate for meaning to be conveyed.</td></tr>
<tr><td>3</td><td>Very basic vocabulary and structure.
Little awareness of verb usage (e.g. infinitives regularly used instead of finite verbs).
Despite regular errors, the writing often conveys some meaning.</td></tr>
<tr><td>2</td><td>A few phrases or short sentences are accurate enough to be comprehensible. Very simple sentence structure.</td></tr>
<tr><td>1</td><td>Disjointed words or short phrases, one or two of them accurate enough to be comprehensible.</td></tr>
<tr><td>0</td><td>One or two disjointed words or short phrases may be recognisable.</td></tr>
</table>

*Consider the whole answer when awarding mark for language

Total for Communication: 10 marks
Total for Language: 5 marks
Total for Question 2: 15 marks

</td><td></td></tr>
</table>

Need a home tutor? Visit smiletutor.sg

Question	Answer	Marks

Question 3

Candidates answer 1 question from a choice of 3. Read the whole answer and award marks as follows:

- **Communication: award a mark out of 10, according to the instructions in 3.1.**
- **Language: award a mark out of 10 for Verbs, according to the instructions in 3.2.**
  award a mark out of 10 for Other linguistic features, according to the instructions in 3.3.

For question-specific guidance, see later in this mark scheme.

3.1: Award a mark out of 10 for Communication

(i) There are 5 relevant communication points per question, each worth a maximum of 2 marks.

(ii) For each relevant communication point, use the appropriate numbered tick and place up to 2 of these ticks as close as possible to each relevant communication point (in the body of the answer).

2 ticks	Message clearly communicated. Minor errors (adjective endings, use of prepositions etc.) are tolerated.
1 tick	Communication of some meaning is achieved, but the message may be ambiguous or incomplete.
0 ticks	Nothing of worth communicated.

(iii) **Look for a verb (finite or infinitive) before awarding a mark for communication.** See Appendix II for rules on how to decide whether a verb is accurate enough to convey meaning.

(iv) Add up the ticks to give a mark out of 10 for Communication.

Need a home tutor? Visit smiletutor.sg

Question	Answer	Marks

3.2: Award a mark out of 8 for accurate use of Verbs

When awarding ticks for Verbs, please refer back to the question in order to establish which tense is appropriate for the response. **For question-specific guidance, see later in this mark scheme.**

(i) Place a tick above the **first** occurrence of each correct verb, up to a maximum of 18 ticks (details of how to award ticks are provided below).
(ii) Place the tick so that it does not obscure the accent/tilde.
(iii) Convert the total number of ticks to a mark out of 8 using the Conversion table below.

Conversion table for accurate use of Verbs (Question 3)

Number of ticks	Mark
18+	8
16,17	7
14,15	6
12,13	5
10,11	4
8,9	3
6,7	2
4,5	1
0,1,2,3	0

How to award ticks for accurate use of Verbs (Question 3):

(a) Subject (noun or pronoun) + any finite verb
- **both subject and verb must be correct for the verb to score a tick**
- **verb must be in the appropriate tense to score a tick**
- **accents on verbs must be correct in order for a tick to be awarded**
- **do not tick verbs contained in the 'letter etiquette': appropriate beginnings and endings to letters are considered for reward under Other linguistic features.**

Need a home tutor? Visit smiletutor.sg

Question	Answer	Marks

Tick	No tick	Note
Yo soy (✓)		
He hecho (✓)		
Los profesores son (✓) amables	Los professores son amables (*no tick*)	incorrect subject means tick cannot be awarded for verb

Use of gerund

Tick	No tick	Note
Estoy escribiendo (✓)		Continuous forms of *estar* and gerund are awarded 1 tick
Llevo (✓) dos años estudiando (✓)		Use of gerund other than in continuous form of verb using *estar* = 2 ticks

With direct and indirect object pronouns

Tick	No tick	Note
Juan lo vio (✓)		

Reflexive/passive

Tick	No tick	Note
Él se levanta (✓)	Él levantase (*no tick*)	
Ella se ha cortado (✓)		
La puerta estaba (✓) abierta		
Yo me lavo (✓) las manos	Yo me lavo (*no tick*) el coche	*lavar* should not be used reflexively in this statement

Need a home tutor? Visit smiletutor.sg

Question	Answer	Marks

Impersonal verbs such as *gustar*, *quedar*, *faltar* etc.

Tick	No tick	Note
Me gusta (✓) leer (✓)		
Me gusto *(no tick)* leer (✓)		
Me quedan (✓) diez euros		

Impersonal *se*

Tick	No tick	Note
Se puede (✓)		
Se habla español (✓)		

Impersonal

Hay (✓) patatas		
Es (✓) interesante		

With negative

Tick	No tick	Note
No comen (✓)		

Sequence of tenses

Tick	No tick	Note
Fui (✓) al cine y me gustó (✓) la película	Fui (✓) al cine y me gustaría *(no tick)* la película	If sequence is incorrect, **both** verbs cannot be rewarded

Single auxiliary with multiple past participles

Sing		
Tick	**No tick**	**Note**
Hemos cantado (✓) y bailado (✓)		Hemos cantado = tick 1; Hemos bailado = tick 2

Need a home tutor? Visit smiletutor.sg

© UCLES 2017

Question	Answer	Marks

Verb which requires preposition

Tick	No tick	Note
Ayudo (✓) a lavar (✓) el coche		
Ayudo (✓) lavar el coche		preposition is required for *lavar* to be awarded a tick
Ayudo (✓) con lavar el coche		incorrect use of *con* means that *lavar* cannot receive a tick

Verb which requires personal *a*

Tick	No tick	Note
Veo (✓) a mi amigo	Veo *(no tick)* mi amigo	personal *a* is required for *veo* to be awarded a tick

Correct verb within meaningless statement

Tick	No tick	Note
El camino es (✓) largo	El camino es (*no tick*) inteligente	Do not reward correct verb in a meaningless statement

(b) Imperative

Tick	No tick	Note
¡Ven! (✓)		
¡Oiga! (✓)		

(c) Interrogative

Tick	No tick	Note
¿Vienes? (✓) / Vienes. (✓)		question mark not required for mark to be awarded
(¿)Vas (✓) a venir(?) (✓)		
(¿)Cómo estás(?) (✓)		

Need a home tutor? Visit smiletutor.sg

Question	Answer	Marks

(d) Infinitive

Tick	No tick	Note
Quiero (✓) salir (✓)		
No quiera (*no tick*) salir (✓)		
Quiero (✓) salire (*no tick*)		
Voy a (✓) estudiar (✓)		
Empecé a (✓) llorar (✓)		
Empecé *(no tick)* llorar (✓)		

(e) Participle (past or present)

Tick	No tick	Note
Terminado el programa (✓)		
Siendo estudiante (✓)		

(f) Reward only the first occurrence of a verb, e.g.

- Me gusta (✓) la natación. También me gusta (*no tick*) el tenis
- Me gusta (✓) la natación. No me gusta (*no tick*) el tenis

However,

- Yo prefiero (✓) la natación y mi hermano prefiere (✓) el tenis – 2 different persons of the verb
- Mi hermano prefiere (✓) la natación y mi hermana prefiere (*no tick*) el tenis – both third person usage
- Esta tarde mi amigo puede (✓) jugar (✓) al fútbol. En mi ciudad se puede *(no tick)* nadar (✓) – puede is in the third person singular in both sentences, so scores the first time but not the second time

Need a home tutor? Visit smiletutor.sg

Question	Answer	Marks

3.3: Award a mark out of 12 for Other linguistic features

(i) Award a mark out of 12 for Other linguistic features, according to the Grade descriptors in the table below (please see Note on using mark schemes with Grade descriptors (Appendix I)).

(ii) Use the highlighter marking tool to highlight the first new use of any correct usage. Use the highlighter marking tool to underline a creditable attempt at a structure. This annotation is intended to help you arrive at an appropriate mark. Therefore, the kinds of things you highlight / underline will vary according to the quality of work, e.g. for a mark of 7 / 8 to be awarded the assumption is that 'spelling of common words, genders, adjectival agreements and basic prepositions are almost always correct' so annotation will focus on the degree of success with more complex language.

(iii) Consider the extent to which the following are used correctly and appropriately when assessing the candidate's control of structures:

- Subordinate clauses, including porque and que (relative pronouns). Indirect or reported speech (dijo que, creo que). Time clauses with cuando, mientras que etc. and si (= if)
- Object pronouns (me ha dicho; me lo dio) and 'strong' pronouns
- Conjunctions other than *y* and linking words (e.g. sin embargo, por lo tanto, por eso)
- Prepositions – Time, Place etc.
- Negatives
- Adverbs
- Use of por and para
- Adjectives, including possessives and demonstratives. Also comparatives and superlatives
- Expressions of quantity
- Appropriate use of *politesses* in the letter.

Need a home tutor? Visit smiletutor.sg

© UCLES 2017

Question	Answer	Marks

Grade descriptors for Other linguistic features (Question 3)

11–12	• Uses a wide range of structures effectively; produces longer, fluent sentences with ease. • Highly accurate at this level, though not necessarily faultless. • Makes effective use of a wide range of vocabulary fully appropriate to the task.
9–10	• Attempts a range of structures with a good degree of success. • More complex language usually error-free^^. • Uses a variety of relevant vocabulary at this level.
7–8	• In control of simple structures. Varied success with more complex structures. • Accuracy is fairly consistent throughout*. Errors may occur when more ambitious language is attempted. • Has sufficient vocabulary to add some interest to the writing.
5–6	• Attempts more than basic structures. • On balance, the work is more accurate than inaccurate. • Straightforward vocabulary relevant to the task.
3–4	• Reliant on basic structures. • Some examples of correct language. Meaning usually conveyed. • Basic vocabulary.
1–2	• A few phrases or short sentences are accurate enough to be comprehensible. Very simple sentence structure.
0	• One or two disjointed words or short phrases may be recognisable.

^^subordinate clauses, linking words, object pronouns, comparative adjectives/adverbs, strong negatives usually error free.
*spelling of common words, genders, adjectival agreements and basic prepositions are almost always correct.

Total for Communication: 10 marks
Total for Verbs: 8 marks
Total for Other linguistic features: 12 marks
Total for Question 3: 30 marks

Need a home tutor? Visit smiletutor.sg

<table>
<tr><th>Question</th><th>Answer</th><th>Marks</th></tr>
<tr><td>3(a)</td><td>

Email to a friend about a concert of your favourite group / singer

3.1: Award a mark out of 10 for Communication – see generic guidance above

<table>
<tr><th>Tick</th><th>Accept</th><th>Mark</th></tr>
<tr><td>✓1</td><td>Invita a tu amigo / amiga al concierto.

For 2 communication marks allow anything sensible in an appropriate tense
Expect a question but allow a statement e.g. quiero invitarte a un concierto</td><td>2</td></tr>
<tr><td>✓2</td><td>¿Qué ropa vas a llevar al concierto?

For 2 communication marks allow anything sensible in an appropriate tense</td><td>2</td></tr>
<tr><td>✓3</td><td>Explica por qué te gusta ese grupo / cantante.

For 2 communication marks allow anything sensible in an appropriate tense
Expect opinions / emotions / explanations</td><td>2</td></tr>
<tr><td>✓4</td><td>Describe la última vez que fuiste a un concierto. (¿dónde? ¿cuándo? ¿con quién?)

Insist on past tense for 2 communication marks
Allow any detail relating to the concert, e.g. el concierto tuvo lugar en enero</td><td>2</td></tr>
<tr><td>✓5</td><td>¿Cómo fue ese concierto?

Insist on past tense for 2 communication marks
Expect opinions / emotions / explanations. 1 communication mark if detail is added without additional verb to BP4 e.g. fui a un concierto extraordinario con mis amigos</td><td>2</td></tr>
</table>

</td><td>30</td></tr>
</table>

Need a home tutor? Visit smiletutor.sg

<table>
<tr><th>Question</th><th>Answer</th><th>Marks</th></tr>
<tr><td></td><td>

3.2: Award a mark out of 8 for accurate use of Verbs – see generic guidance above

<table>
<tr><th>Communication point</th><th>For Verbs, accept:</th></tr>
<tr><td>1</td><td>Present / Conditional / Future</td></tr>
<tr><td>2</td><td>Present / Conditional / Future</td></tr>
<tr><td>3</td><td>Present / Preterite (if used correctly in context)</td></tr>
<tr><td>4</td><td>Preterite / Imperfect / Perfect (if used correctly in context)</td></tr>
<tr><td>5</td><td>Preterite / Imperfect / Perfect (if used correctly in context)</td></tr>
</table>

3.3: Award a mark out of 12 for Other linguistic features – see generic guidance above

</td><td></td></tr>
</table>

Need a home tutor? Visit smiletutor.sg

<table>
<tr><th>Question</th><th>Answer</th><th>Marks</th></tr>
<tr><td>3(b)</td><td>

Article about the Internet
3.1: Award a mark out of 10 for Communication – see generic guidance above

<table>
<tr><th>Tick</th><th>Accept</th><th>Mark</th></tr>
<tr><td>✓1</td><td>En el colegio, ¿en qué asignaturas usas Internet normalmente?

For 2 communication marks allow anything sensible in an appropriate tense</td><td>2</td></tr>
<tr><td>✓2</td><td>¿Para qué utilizaste Internet ayer <u>en clase</u>?

Insist on past tense for 2 communication marks</td><td>2</td></tr>
<tr><td>✓3</td><td>En tu opinión, ¿cuáles son las ventajas de utilizar Internet en clase?

For 2 communication marks allow anything sensible in an appropriate tense
Expect opinions/emotions/explanations. Insist on an advantage. Must relate to academic use.</td><td>2</td></tr>
<tr><td>✓4</td><td>Cuando haces los deberes, ¿prefieres buscar información en los libros o en Internet? ¿Por qué?

For 2 communication marks allow anything sensible in an appropriate tense
Award the marks for the explanation rather than for the selection of libros or Internet
Expect opinions/emotions/explanations</td><td>2</td></tr>
<tr><td>✓5</td><td>La semana pasada, en tu tiempo libre, ¿cuántas horas pasaste navegando por Internet?

Insist on past tense for 2 communication marks
Insist on indication of time spent</td><td>2</td></tr>
</table>

</td><td>30</td></tr>
</table>

Need a home tutor? Visit smiletutor.sg

<table>
<tr><th>Question</th><th>Answer</th><th>Marks</th></tr>
<tr><td></td><td>

3.2: Award a mark out of 8 for accurate use of Verbs – see generic guidance above

<table>
<tr><th>Communication point</th><th>For Verbs, accept:</th></tr>
<tr><td>1</td><td>Present</td></tr>
<tr><td>2</td><td>Preterite</td></tr>
<tr><td>3</td><td>Present / Conditional (if used correctly in context)</td></tr>
<tr><td>4</td><td>Present</td></tr>
<tr><td>5</td><td>Preterite</td></tr>
</table>

3.3: Award a mark out of 12 for Other linguistic features – see generic guidance above

</td><td></td></tr>
</table>

Need a home tutor? Visit smiletutor.sg

<table>
<tr><th>Question</th><th>Answer</th><th>Marks</th></tr>
<tr><td>3(c)</td><td>

"Estaba tomando un refresco con unos amigos cuando vi un robo…"

3.1: Award a mark out of 10 for Communication – see generic guidance above

<table>
<tr><th>Tick</th><th>Accept</th><th>Mark</th></tr>
<tr><td>✓1</td><td>¿Cómo ocurrió el robo? (¿dónde? ¿quién? ¿cuándo?)

Insist on past tense for 2 communication marks</td><td>2</td></tr>
<tr><td>✓2</td><td>Describe cómo era el ladrón.

Insist on past tense for 2 communication marks</td><td>2</td></tr>
<tr><td>✓3</td><td>Third communication mark to be awarded flexibly for extra detail, given in a statement / clause containing a finite verb, relating to either of the first two bullet points in the question.

(Apply the 'rules' for the appropriate task when awarding marks for task 3)</td><td>2</td></tr>
<tr><td>✓4</td><td>¿Cómo te sentiste en ese momento?

For 2 communication marks allow anything sensible in an appropriate tense
Expect opinions / emotions / explanations</td><td>2</td></tr>
<tr><td>✓5</td><td>Al ver el robo, ¿qué hicisteis tú y tus amigos para ayudar?

For 2 communication marks allow anything sensible in an appropriate tense
Expect reactions to the event
Allow any statement relating to what the candidate and his / her friends did as a result. Award 1 mark if only the candidate's actions are mentioned or only the friends' actions are mentioned.</td><td>2</td></tr>
</table>

</td><td>30</td></tr>
</table>

Need a home tutor? Visit smiletutor.sg

<table>
<tr><th>Question</th><th>Answer</th><th>Marks</th></tr>
<tr><td></td><td>
<u>3.2: Award a mark out of 8 for accurate use of Verbs – see generic guidance above</u>
<table>
<tr><th>Communication point</th><th>For Verbs, accept:</th></tr>
<tr><td>1</td><td>Preterite / Imperfect / Perfect (if used correctly in context)</td></tr>
<tr><td>2</td><td>Preterite / Imperfect / Perfect (if used correctly in context)</td></tr>
<tr><td>3</td><td>Preterite / Imperfect / Perfect (if used correctly in context)</td></tr>
<tr><td>4</td><td>Preterite / Imperfect / Perfect / Present (if used correctly in context)</td></tr>
<tr><td>5</td><td>Preterite / Imperfect / Perfect (if used correctly in context)</td></tr>
</table>
<u>3.3: Award a mark out of 12 for Other linguistic features – see generic guidance above</u>
</td><td></td></tr>
</table>

Need a home tutor? Visit smiletutor.sg

© UCLES 2017

Question	Answer	Marks

Appendix I

Note on using mark schemes with Grade descriptors

It is important that you award marks positively. In order to ensure that you reward achievement rather than penalise failure or omissions, you should start at the bottom of the mark scheme and work upwards through the descriptors when awarding marks.

You should adopt a 'best fit' approach. You must select the set of descriptors provided in the mark scheme that most closely describes the quality of the work being marked. As you work upwards through the mark scheme, you will eventually arrive at a set of descriptors that fits the candidate's performance. When you reach this point, you should always then check the descriptors in the band above to confirm whether or not there is just enough evidence to award a mark in the higher band.

For example, when marking Question 3 you may find that a candidate uses a variety of relevant vocabulary but has varied success with more complex structures. In such cases, you will need to award a mark that takes into account both the strengths and weaknesses of the piece of work.

To select the most appropriate mark within each set of descriptors, use the following guidance:

- If most of the descriptors fit the piece (and after you have considered the band above), award the top mark in the band.
- If there is just enough evidence (and you had perhaps been considering the band below), award the lowest mark in the band.

Note on irrelevant material

In the case of a deliberately evasive answer which consists entirely of irrelevant material exploited in defiance of the rubric, a score of 0 is given. This is extremely rare.

A genuine attempt to answer the question which fails due to a misunderstanding of the rubric will normally lose Communication marks but will score for Language. You should consult your Team Leader.

Need a home tutor? Visit smiletutor.sg

Question	Answer	Marks
Appendix II: Communication – Rules on how to decide whether a verb is accurate enough to convey meaning **Communication** • an attempt at a verb is required for any communication mark to be awarded • for QUESTION 2, candidates score 1 or 0 marks for each piece of relevant information they communicate. For a sentence / phrase to be considered for the award of a mark for communication, the verb must meet or go beyond the criteria outlined in B • for QUESTION 3, candidates score 2, 1 or 0 marks for communicating each task. For the criteria the verb must fulfil in order for a sentence / phrase to be considered for the award of 2 marks for communication, see A below. For the criteria the verb must fulfil for a sentence / phrase to be considered for the award of 1 mark for communication, see B below. • where a verb fits the criteria for C, the mark for communication is 0 • although some allowances are made for faulty verbs when awarding COMMUNICATION marks (see below); in order for a verb to score a LANGUAGE tick, it must be correct • 'ticks' for communication are to be placed just above the end of the qualifying sentence / phrase.		

Need a home tutor? Visit smiletutor.sg

© UCLES 2017

Question	Answer	Marks

A **<u>QUESTION 3 ONLY</u>: Where <u>THE VERB IS APPROPRIATE IN THE MEANING IT CONVEYS AND THE TIME FRAME IS APPROPRIATE</u>, 2 communication marks are awarded in the following cases.**

(i)	**For 2 communication marks: accept a Present where a Future context is apparent**	
	El año que viene voy a España = 2 for communication (but see also B (i) for further information)	(*voy* receives a tick for verb)
(ii)	**For 2 communication marks: accept the use of a Future when a Conditional would be correct and vice versa**	
(iii)	**For 2 communication marks: accept a 'phonetic version' of the correct time frame**	
	He passado las vacaciones = 2 for communication *E pasado las vacaciones* = 2 for communication *Mi madre necessita mi ayuda* = 2 for communication *Nececito ir a la tienda* = 2 for communication *He apprendido mucho* = 2 for communication *Mi tía tienne un club* = 2 for communication *He organisado una fiesta* = 2 for communication *Boy a ir al centro* = 2 for communication *Empezé a correr = 2 for communciation* Sugiero que vallas = 2 for communication	(*Empezó a juego* = 1 for communication – *juego* is not phonetic) *Yo quierro jugar al fútbol* = 0 for communication (doublé 'r' is not a phonetic rendering of single 'r') *Yo prefiero llavar los platos* = 0 for communication (double 'll' is not a phonetic rendering of single 'l') The ll – y can be inverted e.g. me yamo Juan
(iv)	**For 2 communication marks: accept the use of any past tense when a past is required, even when a different past tense would be grammatically correct or appropriate**	
	Allow Perfect, Imperfect, Pluperfect or Preterite. Ignore inconsistency in the use of the Imperfect and Preterite if it occurs.	

Need a home tutor? Visit smiletutor.sg

Question	Answer		Marks
(v)	**Errors of accent: award 2 communication marks (eg *estuve alli* = 2, *tambien fue* = 2, *es fantastico* = 2), except in the following cases**		
	For 2 communication marks, **insist** on the accent on verbs which require it	*Yo comi* = 1 for communication (as an attempted preterite tense) *Esperabamos* = 1 for communication (as an attempted imperfect tense)	
	For 2 communication marks, tolerate a grave accent for an acute accent	*Yo comì* = 2 for communication	
(vi)	**In complex sentences, reward communication based on the verb in the subordinate clause and reward according to the normal rules (it is the information in the subordinate clause which fulfils the task)**		
	Mi amigo dijo que tenía dolor de cabeza = 2 for communication (in addition both verbs can receive a tick) *Mi amigo dice* (wrong tense) *que tenía dolor de cabeza* = 2 for communication (in addition second verb can receive a tick)	However, *Mi amigo dijo que tiene dolor de cabeza* = 1 for communication (see B (vii)) (in addition first verb can receive a tick) *Mi amigo dijo que él dolor de cabeza* = 0 for communication (no verb in subordinate clause) (first verb can receive a tick)	
	Creía que estaba enfermo = 2 for communicataion (in addition both verbs receive a tick)	However: *Creía que llueve* = 1 for communication (see B (vii)) *Creía que tenía enfermo* = 0 for communication (see B (vii)) (In addition, in both cases, first verb can receive a tick)	
(vii)	**Use of a verb in the indicative where a subjunctive would be expected: award 2 communication marks**		
	No creo que haya muchas personas allí = 2 for communication (plus both verbs receive a tick) *No creo que hay muchas personas allí* = 2 for communication (plus first verb receives a tick)		

Need a home tutor? Visit smiletutor.sg

Question	Answer	Marks

B **<u>QUESTIONS 2 AND 3</u>: Where <u>THE VERB IS APPROPRIATE IN THE MEANING IT CONVEYS</u> but is flawed in the following ways, the message is partially conveyed, and 1 communication mark will be awarded.**

(i)	**The candidate has produced a correct spelling of an <u>inappropriate</u> form/part/tense of an <u>appropriate</u> verb: award 1 communication mark**	
	He vender el libro = 1 for communication *La gente están contenta* = 1 for communication *Yo trabaje durante las vacaciones* = 1 for communication *Yo voy pasaré* = 1 for communication	No ticks are scored for these verbs
	Task: what do you want to eat for lunch? **Candidate writes:** *Quiero comeré la fruta* = 1 for communication	*Quiero* = tick for verb
	Task: what will you do next year? **Candidate writes:** *El año <u>pasado</u> voy a España* = 1 for communication *El año <u>pasado</u> voy a viajar en España* = 1 for communication *El año <u>que viene</u> yo iba a España* = 1 for communication *El año que viene me gusto jugar al tenis* = 1 for communication	…*voy a*… verb is not rewarded as there is no future context (e.g. *El año que viene*…) <u>and</u> there is discordance / confusion between the verb and the time indicator that the candidate has used …*voy a viajar*… scores 2 ticks for verbs (*voy a*, *viajar*) as the task requires a future and, despite the use of *pasado*, there is no doubt about the tense of the verb and the tense of the verb agrees with the tense that is required …*iba*… verb does not receive a tick …*me gusto*… verb does not receive a tick
	El año que viene yo vaya al centro = 1 for communication (*ir* is an appropriate verb, *vaya* is a form of the verb *ir* (subjunctive))	*El año que viene yo vaye al centro* = 0 for communication (*vaye* is not any part of the verb *ir*)

Need a home tutor? Visit smiletutor.sg

Question	Answer		Marks
(ii)	**The candidate has produced a <u>phonetic</u> spelling of an <u>inappropriate</u> form / part / tense of an <u>appropriate</u> verb: award 1 communication mark**		
	Task: what did you enjoy doing on holiday? **Candidate writes:** *Me gustta el tenis* = 1 for communication (phonetic version of the incorrect tense (*me gusta*) of an appropriate verb)	*Me gutsa (el tenis) (gutsa* is not any form / part / tense (nor a phonetic version thereof) of the verb *gustar)*	
	Task: what happened at school today? **Candidate writes:** *Apprendo mucho* = 1 for communication (phonetic version of an incorrect part / tense (*aprendo*) of an appropriate verb)	*Apriendo mucho* = 0 for communication (*apriendo* is not any form / part / tense (nor a phonetic version thereof) of the verb *aprender*)	
(iii)	**Use of *ser* when *estar* would be correct and vice versa: award 1 communication mark**		
	Soy en acuerdo con el proyecto = 1 *Soy esperando tu carta* = 1 *Era con su hijo* = 1 *Mis hermanas son en la casa* = 1 *Estaba una experiencia maravillosa* = 1 *Estoy un buen estudiante* = 1 *Tu carta está interesante* = 1 *Estará una buena idea* = 1		

Need a home tutor? Visit smiletutor.sg

Question	Answer	Marks

(iv)	**Mis-use of *haber, hacer*, *tener* and *ser / estar* in idiomatic phrases / simple descriptions: award 1 communication mark**	
	Era / Estaba miedo = 1 *Era / Estaba sed* = 1 *Era / Estaba hambre* = 1 *Era / Estaba cinco años* = 1 *Estaba muy frío en mi casa* = 1 *¿Está playas cerca de tu ciudad?* = 1	(no tick for verb) (no tick for verb) (no tick for verb) (no tick for verb) (no tick for verb) (no tick for verb) **However:** *Ella es el pelo negro* = 0 *Tenía cansado* = 0 *Tenía enfermo* = 0

(v)	**The following commonly seen inappropriate usages: award 1 communication mark**	
	Accept for 1 mark *Miré un accidente* for *Vi un accidente* *Yo gusta la música* for *Me gusta la música* *Escuché un ruido* for *Oí un ruido* *En Madrid hay calor* for *En Madrid hace calor*	**Refuse** *Tenía un tiempo muy bueno* for *Lo pasé bien* *He mirado para mi chaqueta* for *He buscado mi chaqueta*
(vi)	**The following commonly seen mis-usages: award 1 communication mark**	
	Me gusto mi casa *Me prefiero los gatos* *Me vivo en el centro* *Me llamo es (Ana)*	*Me llama es (Ana)* = 0 as nothing of worth is communicated *Me llama (Ana)* when the candidate is trying to give his / her own name = 0
(vii)	**In complex sentences, consider the verb in the subordinate clause when awarding the mark for communication and reward according to the normal rules** (see also A (vi))	
	Mi amigo dijo que tiene dolor de cabeza = 1 for communication	The subordinate clause, *tiene dolor de cabeza,* contains an appropriate verb in the wrong time frame which is awarded 1 communication mark (in addition, first verb receives a tick)
	Creía que llueve = 1 for communication	The subordinate clause, *que llueve,* contains an appropriate verb in the wrong time frame which is awarded 1 communication mark according to the usual rules) (in addition, first verb receives a tick)

Need a home tutor? Visit smiletutor.sg

Question	Answer	Marks

(viii)	**Errors of accent on verbs: award one communication mark** (see also A (v))	
	Yo comi patatas = 1 for communication (an attempted preterite tense) *Íre a Francia* = 1 for communication (an attempted future tense) *Estába en España* = 1 for communication (an attempted imperfect tense)	

C **QUESTIONS 2 AND 3: Award 0 communication marks in the following cases.**

(i)	**No attempt at a (real) verb = 0 for communication**	
	yo pie al instituto = 0 for communication *yo caminata mi perro* = 0 for communication *llove* = 0 for communication *yo prefier ir al colegio* = 0 for communication	
(ii)	**The verb attempted delivers a message different from the desired one = 0 for communication**	
	mi padre tiene profesor for *mi padre es profesor* = 0 for communication *llora* for *llueve* = 0 for communication	
(iii)	**The attempt at the verb is not a part / form of an appropriate verb or a phonetic rendition thereof = 0 for communication**	
	El año que viene yo viajer en el centro = 0 for communication (*viajer* is not any part of the verb *viajar*) *Yo buscé mis gafas* = 0 for communication (*buscé* is not any part of the verb *buscar*) *Me gutsa (el tenis)* = 0 for communication (*gutsa* is not any part of the verb *gustar*)	

Need a home tutor? Visit smiletutor.sg

© UCLES 2017

Cambridge International Examinations
Cambridge International General Certificate of Secondary Education

SPANISH **0530/42**

Paper 4 Writing **May/June 2017**

MARK SCHEME

Maximum Mark: 50

Published

This mark scheme is published as an aid to teachers and candidates, to indicate the requirements of the examination. It shows the basis on which Examiners were instructed to award marks. It does not indicate the details of the discussions that took place at an Examiners' meeting before marking began, which would have considered the acceptability of alternative answers.

Mark schemes should be read in conjunction with the question paper and the Principal Examiner Report for Teachers.

Cambridge will not enter into discussions about these mark schemes.

Cambridge is publishing the mark schemes for the May/June 2017 series for most Cambridge IGCSE®, Cambridge International A and AS Level and Cambridge Pre-U components, and some Cambridge O Level components.

® IGCSE is a registered trademark.

This syllabus is approved for use in England, Wales and Northern Ireland as a Cambridge International Level 1/Level 2 Certificate.

© UCLES 2017

Need a home tutor? Visit smiletutor.sg

1. General Marking Principles

1.1 Crossing out:

(a)	If a candidate changes his/her mind over an answer and crosses out an attempt, award a mark if the final attempt is correct.
(b)	If a candidate crosses out an answer to a whole question but makes no second attempt at it, mark the crossed out work.

1.2 For Questions 2 and 3, if the candidate has written an answer in the space provided for that purpose, you should ignore anything written anywhere else, unless:

(a)	there is an indication from the candidate that other material should be considered.
(b)	the candidate has continued their answer outside the space provided.
(c)	there is no answer in the space provided.

1.3 Annotation used in the Mark Scheme:

(a)	tc = 'tout court' and means that on its own the material is not sufficient to score the mark.
(b)	BOD = benefit of the doubt and is used to indicate that the Examiner has considered the answer/that part of the answer and judged it to be more correct than incorrect: the benefit of the doubt is given to the candidate and the mark is awarded.

1.4 No response and '0' marks
There is a NR (No Response) option in **RM Assessor**.
Award NR (No Response):
If there is nothing written at all in the answer space or
If there is only a comment which does not in any way relate to the question being asked (e.g. 'can't do' or 'don't know') or
If there is only a mark which isn't an attempt at the question (e.g. a dash, a question mark).
Award 0:
If there is any attempt that earns no credit. This could, for example, include the candidate copying all or some of the question, or any working that does not earn any marks, whether crossed out or not.

Need a home tutor? Visit smiletutor.sg

© UCLES 2017

1.5 **Optional questions**: You must mark all questions attempted by the candidate. Where a question has not been attempted then NR must be entered. (For Question 3 only, after marking the question(s) the candidate has answered, NR is populated automatically when you click on 'Complete'.) Where the candidate attempts more than one of the alternatives in Question 3, RM Assessor will automatically only aggregate the candidate's best result.

Need a home tutor? Visit smiletutor.sg

Question	Answer	Marks

Question 1

Candidates are required to list 8 items in Spanish. Read all of the items that the candidate has listed and award marks as follows:

(i) Select the most correct items up to a maximum of 5. Award 1 mark for each correct item up to a maximum of 5. Stop ticking once 5 items have been rewarded.

(ii) On Question 1, award marks for items wherever the candidate has written them.

(iii) **If the candidate offers more than one word per line, award a mark for each acceptable item** (e.g. where a candidate has linked two words as in *cepillo de dentífrica* = 1 tick; however *cepillo y dentífrica* (candidate intends this as two items) = 2 ticks).

(iv) The pictures provided on the question paper are only suggestions.

(v) Mark for communication. Tolerate inaccuracies, provided the message is clear. Ignore any definite / indefinite article, possessive adjective, etc. Ignore any verbs.

(vi) If spelling is questionable, start by referring to the detailed mark scheme. Refer to the bullet points below if no decision on the spelling you have encountered is recorded there.

- 'If in doubt, sound it out': if you read what the candidate has written, does it sound like the correct answer?
- Look-alike test: does what the candidate has written look like the correct answer, e.g. one letter missing but no other word created.
- If the first part of the word is correct, small errors in what comes next are less likely to impede communication (unless they suggest another meaning).
- Where letters are transposed, the word is likely to communicate (unless another word has been created).

(vii) Once marking proper starts, if there are five clearly acceptable items, award marks wherever these are in the list. This approach may allow questionable versions to be ignored.

(viii) Refuse all nouns which are repeated and which do not have a separate meaning:

- *pantalones, pantalones cortos*: award one mark to each item
- *pantalones pequeños, pantalones azules*: award one mark for the first *pantalones*

(ix) Reject misspelt words which suggest a word with a quite different meaning. Where nouns are usually plural, accept the singular and vice versa.

Need a home tutor? Visit smiletutor.sg

Question	Answer	Marks
1	**Estás en el aeropuerto. Haz una lista de 8 cosas que puedes ver.**	**5**

		REJECT	
ascensor elevador		elevator	
avión		TAXI	
bolsa		aeropuerto	
cafetería			
maleta			
pasaporte passaporte paseporte	(vowel needed in the middle)	passport pasporte/passporte pasapuerto	
piloto		pilot pilota	
reloj		tiempo hora (a) las diez etc.	
tienda	mercado supermercado		
saca saco			
restaurante	resturante	restaurant ristorante	
maleta	malleta		
mochila	mochilla		
bilete	billete		
vuelo			

Need a home tutor? Visit smiletutor.sg

© UCLES 2017

Question	Answer	Marks
	conductor | | | seguridad | | | soldado | | | **Total for Question 1: 5 marks**	

Question	Answer	Marks
Question 2 Candidates are required to answer the question. Read the whole answer and award marks as follows: • **Communication: award a mark out of 10, according to the instructions in 2.1.** • **Language: award a mark out of 5, according to the instructions in 2.2.**		
2	***Los deberes/La tarea*** **2.1: Award a mark out of 10 for Communication** (i) Place the appropriate 'numbered' tick as close as possible to each relevant communication point in the body of the answer. (ii) Award ticks flexibly across the tasks for each piece of relevant information conveyed, up to a maximum of 10. HOWEVER, each of the tasks must be covered to get the 10 communication marks: • If 1 of the tasks is missing, the maximum communication mark is 9. • If 2 of the tasks are missing, the maximum communication mark is 8 (and so on). (iii) Add up the ticks to give a mark out of 10 for Communication. (iv) For COMMUNICATION • **Look for a verb (finite or infinitive) before awarding a mark.** Lists without a verb will not score. • **See Appendix II for rules on how to decide whether a verb is accurate enough** to convey meaning. • **For language other than verbs, use 'rules' in Question 1**: look alike, sound alike, etc. • **Misplaced adjectives, negatives and adverbs will not usually compromise communication.**	**15**

Need a home tutor? Visit smiletutor.sg

<table>
<tr><th>Question</th><th>Answer</th><th>Marks</th></tr>
<tr><td></td><td>
(v) <u>LISTS</u> = a maximum of 3 marks for communication: lists of 1–3 items = 1 mark; lists of 4 items = 2 marks; lists of 5–6 items = 3 marks
• Ella es alta y delgada y grande y nerviosa. (1 verb, therefore treat as list of 4 items: place one tick over ‘grande’ (third item in list) and another tick over ‘nerviosa’ (fourth item in list))
• Ella es alta. Es delgada. Tiene el pelo moreno. (3 verbs therefore each piece of information can score a separate communication mark)

(vi) Only reward each piece of information once, e.g. es fantástica cannot score both as description and reason for liking; es fantástica y sus clases son fantásticas can both be rewarded as fantástica(s) describes different nouns; ella me ayuda a hacer mis deberes and me ayuda todos los días can both be rewarded as they each contain a different extra detail (a hacer mis deberes and todos los días).

(vii) Do not penalise factual errors.

(viii) What the candidate writes may not follow the order of the tasks on the question paper – this is fine.

<table>
<tr><th>Tick</th><th>Accept</th></tr>
<tr><td>✓1</td><td>¿Cuál es tu asignatura favorita? ¿Por qué?
Task 1 : REWARD: any statement relating to which subject the candidate likes best
Task 2 : REWARD: any reason why, even if it is not clear what the candidate’s favourite subject is</td></tr>
<tr><td>✓2</td><td>¿Cuándo y dónde haces los deberes?
Task 1 : REWARD: any statement relating to when the candidate does his/her homework
Task 2 : REWARD: any statement relating to where the candidate does his/her homework</td></tr>
<tr><td>✓3</td><td>¿Cuántas horas de deberes te gustaría tener al día?
REWARD: any statement relating to how many hours of homework the candidate would like per day</td></tr>
<tr><td>✓4</td><td>En tu opinión, ¿qué es lo malo de los deberes?
REWARD: any statement relating to the downsides of homework. Insist on a downside.</td></tr>
</table>
</td><td></td></tr>
</table>

Need a home tutor? Visit smiletutor.sg

<table>
<tr><th>Question</th><th>Answer</th><th>Marks</th></tr>
<tr><td></td><td>

2.2: Award a mark out of 5 for Language

Award a mark out of 5 for Language*, according to the Grade descriptors in the table below (see *Note on using mark schemes with Grade descriptors* (last page of mark scheme)).

Grade descriptors for Language (Question 2)

<table>
<tr><td>5</td><td>Straightforward vocabulary and structure.
The style of writing is basic, but reasonably coherent.
Use of a limited range of verbs, generally successful.
More accuracy than inaccuracy.</td></tr>
<tr><td>4</td><td>Basic vocabulary and structure.
Some awareness of verb usage, but inconsistent.
The writing is sufficiently accurate for meaning to be conveyed.</td></tr>
<tr><td>3</td><td>Very basic vocabulary and structure.
Little awareness of verb usage (e.g. infinitives regularly used instead of finite verbs).
Despite regular errors, the writing often conveys some meaning.</td></tr>
<tr><td>2</td><td>A few phrases or short sentences are accurate enough to be comprehensible. Very simple sentence structure.</td></tr>
<tr><td>1</td><td>Disjointed words or short phrases, one or two of them accurate enough to be comprehensible.</td></tr>
<tr><td>0</td><td>One or two disjointed words or short phrases may be recognisable.</td></tr>
</table>

*Consider the whole answer when awarding mark for language

Total for Communication: 10 marks
Total for Language: 5 marks
Total for Question 2: 15 marks

</td><td></td></tr>
</table>

Need a home tutor? Visit smiletutor.sg

Question	Answer	Marks

Question 3

Candidates answer 1 question from a choice of 3. Read the whole answer and award marks as follows:

- **Communication: award a mark out of 10, according to the instructions in 3.1.**
- **Language: award a mark out of 10 for Verbs, according to the instructions in 3.2.**
  award a mark out of 10 for Other linguistic features, according to the instructions in 3.3.

For question-specific guidance, see later in this mark scheme.

3.1: Award a mark out of 10 for Communication

(i) There are 5 relevant communication points per question, each worth a maximum of 2 marks.

(ii) For each relevant communication point, use the appropriate numbered tick and place up to 2 of these ticks as close as possible to each relevant communication point (in the body of the answer).

2 ticks	Message clearly communicated. Minor errors (adjective endings, use of prepositions etc.) are tolerated.
1 tick	Communication of some meaning is achieved, but the message may be ambiguous or incomplete.
0 ticks	Nothing of worth communicated.

(iii) **Look for a verb (finite or infinitive) before awarding a mark for communication.** See Appendix II for rules on how to decide whether a verb is accurate enough to convey meaning.

(iv) Add up the ticks to give a mark out of 10 for Communication.

3.2: Award a mark out of 8 for accurate use of Verbs

When awarding ticks for Verbs, please refer back to the question in order to establish which tense is appropriate for the response. **For question-specific guidance, see later in this mark scheme.**

(i) Place a tick above the **first** occurrence of each correct verb, up to a maximum of 18 ticks (details of how to award ticks are provided below).
(ii) Place the tick so that it does not obscure the accent/tilde.
(iii) Convert the total number of ticks to a mark out of 8 using the Conversion table below.

Need a home tutor? Visit smiletutor.sg

Question	Answer	Marks

Conversion table for accurate use of Verbs (Question 3)

Number of ticks	Mark
18+	8
16,17	7
14,15	6
12,13	5
10,11	4
8,9	3
6,7	2
4,5	1
0,1,2,3	0

How to award ticks for accurate use of Verbs (Question 3):

(a) Subject (noun or pronoun) + any finite verb

- **both subject and verb must be correct for the verb to score a tick**
- **verb must be in the appropriate tense to score a tick**
- **accents on verbs must be correct in order for a tick to be awarded**
- **do not tick verbs contained in the 'letter etiquette': appropriate beginnings and endings to letters are considered for reward under Other linguistic features.**

Tick	No tick	Note
Yo soy (✓)		
He hecho (✓)		
Los profesores son (✓) amables	Los professores son amables (*no tick*)	incorrect subject means tick cannot be awarded for verb

Use of gerund

Tick	No tick	Note
Estoy escribiendo (✓)		Continuous forms of *estar* and gerund are awarded 1 tick

Need a home tutor? Visit smiletutor.sg

© UCLES 2017

Question	Answer	Marks

Llevo (✓) dos años estudiando (✓)		Use of gerund other than in continuous form of verb using *estar* = 2 ticks

With direct and indirect object pronouns

Tick	No tick	Note
Juan lo vio (✓)		

Reflexive/passive

Tick	No tick	Note
Él se levanta (✓)	Él levantase (*no tick*)	
Ella se ha cortado (✓)		
La puerta estaba (✓) abierta		
Yo me lavo (✓) las manos	Yo me lavo (*no tick*) el coche	*lavar* should not be used reflexively in this statement

Impersonal verbs such as *gustar*, *quedar*, *faltar* etc.

Tick	No tick	Note
Me gusta (✓) leer (✓)		
Me gusto *(no tick)* leer (✓)		
Me quedan (✓) diez euros		

Impersonal *se*

Tick	No tick	Note
Se puede (✓)		
Se habla español (✓)		

Need a home tutor? Visit smiletutor.sg

Question	Answer	Marks

Impersonal

Hay (✓) patatas		
Es (✓) interesante		

With negative

Tick	No tick	Note
No comen (✓)		

Sequence of tenses

Tick	No tick	Note
Fui (✓) al cine y me gustó (✓) la película	Fui (✓) al cine y me gustaría *(no tick)* la película	If sequence is incorrect, **both** verbs cannot be rewarded

Single auxiliary with multiple past participles

Sing		
Tick	**No tick**	**Note**
Hemos cantado (✓) y bailado (✓)		Hemos cantado = tick 1; Hemos bailado = tick 2

Verb which requires preposition

Tick	No tick	Note
Ayudo (✓) a lavar (✓) el coche		
Ayudo (✓) lavar el coche		preposition is required for *lavar* to be awarded a tick
Ayudo (✓) con lavar el coche		incorrect use of *con* means that *lavar* cannot receive a tick

Need a home tutor? Visit smiletutor.sg

© UCLES 2017

Question	Answer	Marks

Verb which requires personal *a*

Tick	No tick	Note
Veo (✓) a mi amigo	Veo *(no tick)* mi amigo	personal *a* is required for *veo* to be awarded a tick

Correct verb within meaningless statement

Tick	No tick	Note
El camino es (✓) largo	El camino es (*no tick*) inteligente	Do not reward correct verb in a meaningless statement

(b) Imperative

Tick	No tick	Note
¡Ven! (✓)		
¡Oiga! (✓)		

(c) Interrogative

Tick	No tick	Note
¿Vienes? (✓) / Vienes. (✓)		question mark not required for mark to be awarded
(¿)Vas (✓) a venir(?) (✓)		
(¿)Cómo estás(?) (✓)		

(d) Infinitive

Tick	No tick	Note
Quiero (✓) salir (✓)		
No quiera (*no tick*) salir (✓)		
Quiero (✓) salire (*no tick*)		
Voy a (✓) estudiar (✓)		

Need a home tutor? Visit smiletutor.sg

© UCLES 2017

Question	Answer	Marks

Empecé a (✓) llorar (✓)		
Empecé *(no tick)* llorar (✓)		

(e) Participle (past or present)

Tick	No tick	Note
Terminado el programa (✓)		
Siendo estudiante (✓)		

(f) Reward only the first occurrence of a verb, e.g.

- Me gusta (✓) la natación. También me gusta (*no tick*) el tenis
- Me gusta (✓) la natación. No me gusta (*no tick*) el tenis

However,

- Yo prefiero (✓) la natación y mi hermano prefiere (✓) el tenis – 2 different persons of the verb
- Mi hermano prefiere (✓) la natación y mi hermana prefiere (*no tick*) el tenis – both third person usage
- Esta tarde mi amigo puede (✓) jugar (✓) al fútbol. En mi ciudad se puede *(no tick)* nadar (✓) – puede is in the third person singular in both sentences, so scores the first time but not the second time

3.3: Award a mark out of 12 for Other linguistic features

(i) Award a mark out of 12 for Other linguistic features, according to the Grade descriptors in the table below (please see Note on using mark schemes with Grade descriptors (Appendix I)).

(ii) Use the highlighter marking tool to highlight the first new use of any correct usage. Use the highlighter marking tool to underline a creditable attempt at a structure. This annotation is intended to help you arrive at an appropriate mark. Therefore, the kinds of things you highlight/underline will vary according to the quality of work, e.g. for a mark of 7/8 to be awarded the assumption is that 'spelling of common words, genders, adjectival agreements and basic prepositions are almost always correct' so annotation will focus on the degree of success with more complex language.

Need a home tutor? Visit smiletutor.sg

Question	Answer	Marks
(iii)	Consider the extent to which the following are used correctly and appropriately when assessing the candidate's control of structures: • Subordinate clauses, including porque and que (relative pronouns). Indirect or reported speech (dijo que, creo que). Time clauses with cuando, mientras que etc. and si (= if) • Object pronouns (me ha dicho; me lo dio) and 'strong' pronouns • Conjunctions other than *y* and linking words (e.g. sin embargo, por lo tanto, por eso) • Prepositions – Time, Place etc. • Negatives • Adverbs • Use of por and para • Adjectives, including possessives and demonstratives. Also comparatives and superlatives • Expressions of quantity • Appropriate use of *politesses* in the letter.	

Need a home tutor? Visit smiletutor.sg

© UCLES 2017

Question	Answer	Marks

Grade descriptors for Other linguistic features (Question 3)

11–12	• Uses a wide range of structures effectively; produces longer, fluent sentences with ease. • Highly accurate at this level, though not necessarily faultless. • Makes effective use of a wide range of vocabulary fully appropriate to the task.
9–10	• Attempts a range of structures with a good degree of success. • More complex language usually error-free^^. • Uses a variety of relevant vocabulary at this level.
7–8	• In control of simple structures. Varied success with more complex structures. • Accuracy is fairly consistent throughout*. Errors may occur when more ambitious language is attempted. • Has sufficient vocabulary to add some interest to the writing.
5–6	• Attempts more than basic structures. • On balance, the work is more accurate than inaccurate. • Straightforward vocabulary relevant to the task.
3–4	• Reliant on basic structures. • Some examples of correct language. Meaning usually conveyed. • Basic vocabulary.
1–2	• A few phrases or short sentences are accurate enough to be comprehensible. Very simple sentence structure.
0	• One or two disjointed words or short phrases may be recognisable.

^^subordinate clauses, linking words, object pronouns, comparative adjectives/adverbs, strong negatives usually error free.
*spelling of common words, genders, adjectival agreements and basic prepositions are almost always correct.

Total for Communication: 10 marks
Total for Verbs: 8 marks
Total for Other linguistic features: 12 marks
Total for Question 3: 30 marks

Need a home tutor? Visit smiletutor.sg

<table>
<tr><th>Question</th><th>Answer</th><th>Marks</th></tr>
<tr><td>3(a)</td><td>

Email to a friend about a day at the shopping centre

3.1: Award a mark out of 10 for Communication – see generic guidance above

<table>
<tr><th>Tick</th><th>Accept</th><th>Mark</th></tr>
<tr><td>✓1</td><td>¿Cuándo y con quién fuiste de compras la última vez?

Insist on past tense for 2 communication marks</td><td>2</td></tr>
<tr><td>✓2</td><td>¿Qué compraste?

Insist on past tense for 2 communication marks</td><td>2</td></tr>
<tr><td>✓3</td><td>Explica lo que menos te gusta de los centros comerciales.

For 2 communication marks allow anything sensible in an appropriate tense
Expect opinions/emotions/explanations</td><td>2</td></tr>
<tr><td>✓4</td><td>¿Cuáles son las ventajas o las desventajas de comprar por Internet?

For 2 communication marks allow anything sensible in an appropriate tense
Expect opinions/emotions/explanations</td><td>2</td></tr>
<tr><td>✓5</td><td>Si tuvieras mucho dinero, ¿en qué ciudad te gustaría pasar un día de compras?

For 2 communication marks allow anything sensible in an appropriate tense</td><td>2</td></tr>
</table>

</td><td>**30**</td></tr>
</table>

Need a home tutor? Visit smiletutor.sg

<table>
<tr><th>Question</th><th>Answer</th><th>Marks</th></tr>
<tr><td></td><td>

3.2: Award a mark out of 8 for accurate use of Verbs – see generic guidance above

<table>
<tr><th>Communication point</th><th>For Verbs, accept:</th></tr>
<tr><td>1</td><td>Preterite / Imperfect / Perfect (if used correctly in context)</td></tr>
<tr><td>2</td><td>Preterite / Imperfect / Perfect (if used correctly in context)</td></tr>
<tr><td>3</td><td>Present</td></tr>
<tr><td>4</td><td>Present</td></tr>
<tr><td>5</td><td>Conditional / Future (if used correctly in context)</td></tr>
</table>

3.3: Award a mark out of 12 for Other linguistic features – see generic guidance above

</td><td></td></tr>
</table>

Need a home tutor? Visit smiletutor.sg

<table>
<tr><th>Question</th><th>Answer</th><th>Marks</th></tr>
<tr><td>3(b)</td><td>

Article about my town/district
3.1: Award a mark out of 10 for Communication – see generic guidance above

<table>
<tr><th>Tick</th><th>Accept</th><th>Mark</th></tr>
<tr><td>✓1</td><td>Describe el barrio/pueblo donde vives.

For 2 communication marks allow anything sensible in an appropriate tense</td><td>2</td></tr>
<tr><td>✓2</td><td>¿Qué piensas de los medios de transporte en tu barrio/pueblo?

For 2 communication marks allow any sensible opinion an appropriate tense
Expect opinions/emotions/explanations</td><td>2</td></tr>
<tr><td>✓3</td><td>La semana pasada, ¿qué hiciste para divertirte en tu barrio/pueblo?

Insist on past tense for 2 communication marks</td><td>2</td></tr>
<tr><td>✓4</td><td>Hace 50 años, ¿cómo era tu barrio/pueblo?

Insist on past tense for 2 communication marks</td><td>2</td></tr>
<tr><td>✓5</td><td>¿Qué cosas te gustaría cambiar en tu barrio/pueblo? ¿Por qué?

Insist on future/conditional/present (expressing a future wish) tense for 2 communication marks
Expect opinions/emotions/explanations</td><td>2</td></tr>
</table>

</td><td>30</td></tr>
</table>

Need a home tutor? Visit smiletutor.sg

<table>
<tr><th>Question</th><th>Answer</th><th>Marks</th></tr>
<tr><td></td><td>
<u>3.2: Award a mark out of 8 for accurate use of Verbs – see generic guidance above</u>
<table>
<tr><th>Communication point</th><th>For Verbs, accept:</th></tr>
<tr><td>1</td><td>Present</td></tr>
<tr><td>2</td><td>Present</td></tr>
<tr><td>3</td><td>Preterite / Imperfect</td></tr>
<tr><td>4</td><td>Imperfect / Preterite (if used correctly in context)</td></tr>
<tr><td>5</td><td>Conditional / Future (if used correctly in context)</td></tr>
</table>
<u>3.3: Award a mark out of 12 for Other linguistic features – see generic guidance above</u>
</td><td></td></tr>
</table>

Need a home tutor? Visit smiletutor.sg

© UCLES 2017

<table>
<tr><th>Question</th><th>Answer</th><th>Marks</th></tr>
<tr><td>3(c)</td><td>

“Hice un viaje con mi colegio. El último día muchos de mis amigos y yo estuvimos enfermos…”
3.1: Award a mark out of 10 for Communication – see generic guidance above

<table>
<tr><th>Tick</th><th>Accept</th><th>Mark</th></tr>
<tr><td>✓1</td><td>¿Adónde fuiste de viaje?

Insist on past tense for 2 communication marks</td><td>2</td></tr>
<tr><td>✓2</td><td>Explica por qué.

For 2 communication marks allow anything sensible in an appropriate tense
Expect opinions/emotions/explanations</td><td>2</td></tr>
<tr><td>✓3</td><td>¿Cuál fue la causa de la enfermedad?

Insist on past tense for 2 communication marks</td><td>2</td></tr>
<tr><td>✓4</td><td>¿Cómo fue el viaje de regreso?

Insist on past tense for 2 communication marks</td><td>2</td></tr>
<tr><td>✓5</td><td>¿Qué emociones sentiste al llegar a casa?

For 2 communication marks allow anything sensible in an appropriate tense
Expect opinions/emotions/explanations</td><td>2</td></tr>
</table>

</td><td>30</td></tr>
</table>

Need a home tutor? Visit smiletutor.sg

<table>
<tr><th>Question</th><th>Answer</th><th>Marks</th></tr>
<tr><td></td><td>

3.2: Award a mark out of 8 for accurate use of Verbs – see generic guidance above

<table>
<tr><th>Communication point</th><th>For Verbs, accept:</th></tr>
<tr><td>1</td><td>Preterite / Imperfect / Perfect (if used correctly in context)</td></tr>
<tr><td>2</td><td>Preterite / Imperfect / Perfect / Present (if used correctly in context)</td></tr>
<tr><td>3</td><td>Preterite / Imperfect / Perfect (if used correctly in context)</td></tr>
<tr><td>4</td><td>Preterite / Imperfect / Perfect / Present (if used correctly in context)</td></tr>
<tr><td>5</td><td>Preterite / Imperfect / Perfect / Present (if used correctly in context)</td></tr>
</table>

3.3: Award a mark out of 12 for Other linguistic features – see generic guidance above

</td><td></td></tr>
</table>

Need a home tutor? Visit smiletutor.sg

Appendix I

Note on using mark schemes with Grade descriptors

It is important that you award marks positively. In order to ensure that you reward achievement rather than penalise failure or omissions, you should start at the bottom of the mark scheme and work upwards through the descriptors when awarding marks.

You should adopt a 'best fit' approach. You must select the set of descriptors provided in the mark scheme that most closely describes the quality of the work being marked. As you work upwards through the mark scheme, you will eventually arrive at a set of descriptors that fits the candidate's performance. When you reach this point, you should always then check the descriptors in the band above to confirm whether or not there is just enough evidence to award a mark in the higher band.

For example, when marking Question 3 you may find that a candidate uses a variety of relevant vocabulary but has varied success with more complex structures. In such cases, you will need to award a mark that takes into account both the strengths and weaknesses of the piece of work.

To select the most appropriate mark within each set of descriptors, use the following guidance:

- If most of the descriptors fit the piece (and after you have considered the band above), award the top mark in the band.
- If there is just enough evidence (and you had perhaps been considering the band below), award the lowest mark in the band.

Note on irrelevant material

In the case of a deliberately evasive answer which consists entirely of irrelevant material exploited in defiance of the rubric, a score of 0 is given. This is extremely rare.

A genuine attempt to answer the question which fails due to a misunderstanding of the rubric will normally lose Communication marks but will score for Language. You should consult your Team Leader.

See separate document for more detailed guidance on irrelevant material.

Need a home tutor? Visit smiletutor.sg

© UCLES 2017

Appendix II: Communication – Rules on how to decide whether a verb is accurate enough to convey meaning

Communication

- an attempt at a verb is required for any communication mark to be awarded
- for QUESTION 2, candidates score 1 or 0 marks for each piece of relevant information they communicate. For a sentence/phrase to be considered for the award of a mark for communication, the verb must meet or go beyond the criteria outlined in B
- for QUESTION 3, candidates score 2, 1 or 0 marks for communicating each task. For the criteria the verb must fulfil in order for a sentence/phrase to be considered for the award of 2 marks for communication, see A below. For the criteria the verb must fulfil for a sentence/phrase to be considered for the award of 1 mark for communication, see B below.
- where a verb fits the criteria for C, the mark for communication is 0
- although some allowances are made for faulty verbs when awarding COMMUNICATION marks (see below); in order for a verb to score a LANGUAGE tick, it must be correct
- 'ticks' for communication are to be placed just above the end of the qualifying sentence/phrase

A <u>QUESTION 3 ONLY</u>: Where <u>THE VERB IS APPROPRIATE IN THE MEANING IT CONVEYS AND THE TIME FRAME IS APPROPRIATE</u>, 2 communication marks are awarded in the following cases.

(i)	**For 2 communication marks: accept a Present where a Future context is apparent**	
	El año que viene voy a España = 2 for communication (but see also B (i) for further information)	(*voy* receives a tick for verb)
(ii)	**For 2 communication marks: accept the use of a Future when a Conditional would be correct and vice versa**	
(iii)	**For 2 communication marks: accept a 'phonetic version' of the correct time frame**	
	He passado las vacaciones = 2 for communication *E pasado las vacaciones* = 2 for communication *Mi madre necessita mi ayuda* = 2 for communication *Nececito ir a la tienda* = 2 for communication *He apprendido mucho* = 2 for communication *Mi tía tienne un club* = 2 for communication	(*Empezó a juego* = 1 for communication – *juego* is not phonetic) *Yo quierro jugar al fútbol* = 0 for communication (doublé 'r' is not a phonetic rendering of single 'r') *Yo prefiero llavar los platos* = 0 for communication (double 'll' is not a phonetic rendering of single 'l')

Need a home tutor? Visit smiletutor.sg

	He organisado una fiesta = 2 for communication *Boy a ir al centro* = 2 for communication	
(iv)	**For 2 communication marks: accept the use of any past tense when a past is required, even when a different past tense would be grammatically correct or appropriate**	
	Allow Perfect, Imperfect, Pluperfect or Preterite. Ignore inconsistency in the use of the Imperfect and Preterite if it occurs.	
(v)	**Errors of accent: award 2 communication marks (eg *estuve alli* = 2, *tambien fue* = 2, *es fantastico* = 2), <u>except</u> in the following cases**	
	For 2 communication marks, **insist** on the accent on verbs which require it	*Yo comi* = 1 for communication (as an attempted preterite tense) *Esperabamos* = 1 for communication (as an attempted imperfect tense)
	For 2 communication marks, tolerate a grave accent for an acute accent	*Yo comì* = 2 for communication
(vi)	**In complex sentences, reward communication based on the verb in the subordinate clause and reward according to the normal rules (it is the information in the subordinate clause which fulfils the task)**	
	Mi amigo dijo que tenía dolor de cabeza = 2 for communication (in addition both verbs can receive a tick) *Mi amigo dice* (wrong tense) *que tenía dolor de cabeza* = 2 for communication (in addition second verb can receive a tick)	However, *Mi amigo dijo que tiene dolor de cabeza* = 1 for communication (see B (vii)) (in addition first verb can receive a tick) *Mi amigo dijo que él dolor de cabeza* = 0 for communication (no verb in subordinate clause) (first verb can receive a tick)
	Creía que estaba enfermo = 2 for communicataion (in addition both verbs receive a tick)	However: *Creía que llueve* = 1 for communication (see B (vii)) *Creía que tenía enfermo* = 0 for communication (see B (vii)) (In addition, in both cases, first verb can receive a tick)

Need a home tutor? Visit smiletutor.sg

(vii)	**Use of a verb in the indicative where a subjunctive would be expected: award 2 communication marks**	
	No creo que haya muchas personas allí = 2 for communication (plus both verbs receive a tick) *No creo que hay muchas personas allí* = 2 for communication (plus first verb receives a tick)	

B **<u>QUESTIONS 2 AND 3</u>: Where <u>THE VERB IS APPROPRIATE IN THE MEANING IT CONVEYS</u> but is flawed in the following ways, the message is partially conveyed, and 1 communication mark will be awarded.**

(i)	**The candidate has produced a correct spelling of an <u>inappropriate</u> form/part/tense of an <u>appropriate</u> verb: award 1 communication mark**	
	He vender el libro = 1 for communication *La gente están contenta* = 1 for communication *Yo trabaje durante las vacaciones* = 1 for communication *Yo voy pasaré* = 1 for communication	No ticks are scored for these verbs
	Task: what do you want to eat for lunch? **Candidate writes:** *Quiero comeré la fruta* = 1 for communication	*Quiero* = tick for verb
	Task: what will you do next year? **Candidate writes:** *El año <u>pasado</u> voy a España* = 1 for communication *El año <u>pasado</u> voy a viajar en España* = 1 for communication *El año <u>que viene</u> yo iba a España* = 1 for communication *El año que viene me gusto jugar al tenis* = 1 for communication	*voy a…* verb is not rewarded as there is no future context (eg *El año que viene*…) <u>and</u> there is discordance/confusion between the verb and the time indicator that the candidate has used *voy a viajar…* scores 2 ticks for verbs (*voy a*, *viajar*) as the task requires a future and, despite the use of *pasado*, there is no doubt about the tense of the verb and the tense of the verb agrees with the tense that is required *iba…* verb does not receive a tick *me gusto…* verb does not receive a tick

Need a home tutor? Visit smiletutor.sg

	El año que viene yo vaya al centro = 1 for communication (*ir* is an appropriate verb, *vaya* is a form of the verb *ir* (subjunctive))	*El año que viene yo vaye al centro* = 0 for communication (*vaye* is not any part of the verb *ir*)
(ii)	**The candidate has produced a <u>phonetic</u> spelling of an <u>inappropriate</u> form/part/tense of an <u>appropriate</u> verb: award 1 communication mark**	
	Task: what did you enjoy doing on holiday? **Candidate writes:** *Me gustta el tenis* = 1 for communication (phonetic version of the incorrect tense (*me gusta*) of an appropriate verb)	*Me gutsa (el tenis) (gutsa* is not any form/part/tense (nor a phonetic version thereof) of the verb *gustar)*
	Task: what happened at school today? **Candidate writes:** *Apprendo mucho* = 1 for communication (phonetic version of an incorrect part/tense (*aprendo*) of an appropriate verb)	*Apriendo mucho* = 0 for communication (*apriendo* is not any form/part/tense (nor a phonetic version thereof) of the verb *aprender*)
(iii)	**Use of *ser* when *estar* would be correct and vice versa: award 1 communication mark**	
	Soy en acuerdo con el proyecto = 1 *Soy esperando tu carta* = 1 *Era con su hijo* = 1 *Mis hermanas son en la casa* = 1 *Estaba una experiencia maravillosa* = 1 *Estoy un buen estudiante* = 1 *Tu carta está interesante* = 1 *Estará una buena idea* = 1	

Need a home tutor? Visit smiletutor.sg

(iv)	**Mis-use of *haber, hacer*, *tener* and *ser/estar* in idiomatic phrases/simple descriptions: award 1 communication mark**	
	Era/Estaba miedo = 1 *Era/Estaba sed* = 1 *Era/Estaba hambre* = 1 *Era/Estaba cinco años* = 1 *Estaba muy frío en mi casa* = 1 *¿Está playas cerca de tu ciudad?* = 1	(no tick for verb) (no tick for verb) (no tick for verb) (no tick for verb) (no tick for verb) (no tick for verb) **However:** *Ella es el pelo negro* = 0 *Tenía cansado* = 0 *Tenía enfermo* = 0
(v)	**The following commonly seen inappropriate usages: award 1 communication mark**	
	Accept for 1 mark *Miré un accidente* for *Vi un accidente* *Yo gusta la música* for *Me gusta la música* *Escuché un ruido* for *Oí un ruido* *En Madrid hay calor* for *En Madrid hace calor*	**Refuse** *Tenía un tiempo muy bueno* for *Lo pasé bien* *He mirado para mi chaqueta* for *He buscado mi chaqueta*
(vi)	**The following commonly seen mis-usages: award 1 communication mark**	
	Me gusto mi casa *Me prefiero los gatos* *Me vivo en el centro* *Me llamo es (Ana)*	*Me llama es (Ana)* = 0 as nothing of worth is communicated *Me llama (Ana)* when the candidate is trying to give his/her own name = 0
(vii)	**In complex sentences, consider the verb in the subordinate clause when awarding the mark for communication and reward according to the normal rules** (see also A (vi))	
	Mi amigo dijo que tiene dolor de cabeza = 1 for communication	The subordinate clause, *tiene dolor de cabeza,* contains an appropriate verb in the wrong time frame which is awarded 1 communication mark (in addition, first verb receives a tick)
	Creía que llueve = 1 for communication	The subordinate clause, *que llueve,* contains an appropriate verb in the wrong time frame which is awarded 1 communication mark according to the usual rules) (in addition, first verb receives a tick)

Need a home tutor? Visit smiletutor.sg

(viii)	**Errors of accent on verbs: award one communication mark** (see also A (v))	
	Yo comi patatas = 1 for communication (an attempted preterite tense) *Íre a Francia* = 1 for communication (an attempted future tense) *Estába en España* = 1 for communication (an attempted imperfect tense)	

C **<u>QUESTIONS 2 AND 3</u>: Award 0 communication marks in the following cases.**

(i)	**No attempt at a (real) verb = 0 for communication**	
	yo pie al instituto = 0 for communication *yo caminata mi perro* = 0 for communication *llove* = 0 for communication *yo prefier ir al colegio* = 0 for communication	
(ii)	**The verb attempted delivers a message different from the desired one = 0 for communication**	
	mi padre tiene profesor for *mi padre es profesor* = 0 for communication *llora* for *llueve* = 0 for communication	
(iii)	**The attempt at the verb is not a part/form of an appropriate verb or a phonetic rendition thereof = 0 for communication**	
	El año que viene yo viajer en el centro = 0 for communication (*viajer* is not any part of the verb *viajar*) *Yo buscé mis gafas* = 0 for communication (*buscé* is not any part of the verb *buscar*) *Me gutsa (el tenis)* = 0 for communication (*gutsa* is not any part of the verb *gustar*)	

Need a home tutor? Visit smiletutor.sg

© UCLES 2017

Cambridge International Examinations
Cambridge International General Certificate of Secondary Education

SPANISH **0530/43**

Paper 4 Writing **May/June 2017**

MARK SCHEME

Maximum Mark: 50

Published

This mark scheme is published as an aid to teachers and candidates, to indicate the requirements of the examination. It shows the basis on which Examiners were instructed to award marks. It does not indicate the details of the discussions that took place at an Examiners' meeting before marking began, which would have considered the acceptability of alternative answers.

Mark schemes should be read in conjunction with the question paper and the Principal Examiner Report for Teachers.

Cambridge will not enter into discussions about these mark schemes.

Cambridge is publishing the mark schemes for the May/June 2017 series for most Cambridge IGCSE®, Cambridge International A and AS Level and Cambridge Pre-U components, and some Cambridge O Level components.

® IGCSE is a registered trademark.

This syllabus is approved for use in England, Wales and Northern Ireland as a Cambridge International Level 1/Level 2 Certificate.

© UCLES 2017

Need a home tutor? Visit smiletutor.sg

1 General Marking Principles

1.1 Crossing out:

(a)	If a candidate changes his/her mind over an answer and crosses out an attempt, award a mark if the final attempt is correct.
(b)	If a candidate crosses out an answer to a whole question but makes no second attempt at it, mark the crossed out work.

1.2 For Questions 2 and 3, if the candidate has written an answer in the space provided for that purpose, you should ignore anything written anywhere else, unless:

(a)	there is an indication from the candidate that other material should be considered.
(b)	the candidate has continued their answer outside the space provided.
(c)	there is no answer in the space provided.

1.3 Annotation used in the Mark Scheme:

(a)	tc = 'tout court' and means that on its own the material is not sufficient to score the mark.
(b)	BOD = benefit of the doubt and is used to indicate that the Examiner has considered the answer/that part of the answer and judged it to be more correct than incorrect: the benefit of the doubt is given to the candidate and the mark is awarded.

Need a home tutor? Visit smiletutor.sg

1.4 No response and '0' marks

There is a NR (No Response) option in **RM Assessor**.

Award NR (No Response):

If there is nothing written at all in the answer space or

If there is only a comment which does not in any way relate to the question being asked (e.g. 'can't do' or 'don't know') or

If there is only a mark which isn't an attempt at the question (e.g. a dash, a question mark).

Award 0:

f there is any attempt that earns no credit. This could, for example, include the candidate copying all or some of the question, or any working that does not earn any marks, whether crossed out or not.

1.5 **Optional questions**: You must mark all questions attempted by the candidate. Where a question has not been attempted then NR must be entered. (For Question 3 only, after marking the question(s) the candidate has answered, NR is populated automatically when you click on 'Complete'.) Where the candidate attempts more than one of the alternatives in Question 3, RM Assessor will automatically only aggregate the candidate's best result.

Need a home tutor? Visit smiletutor.sg

Question	Answer	Marks

Question 1

Candidates are required to list 8 items in Spanish. Read all of the items that the candidate has listed and award marks as follows:

(i) Select the most correct items up to a maximum of 5. Award 1 mark for each correct item up to a maximum of 5. Stop ticking once 5 items have been rewarded.

(ii) On Question 1, award marks for items wherever the candidate has written them.

(iii) **If the candidate offers more than one word per line, award a mark for each acceptable item** (e.g. where a candidate has linked two words as in *cepillo de dentífrica* = 1 tick; however *cepillo y dentífrica* (candidate intends this as two items) = 2 ticks).

(iv) The pictures provided on the question paper are only suggestions.

(v) Mark for communication. Tolerate inaccuracies, provided the message is clear. Ignore any definite / indefinite article, possessive adjective, etc. Ignore any verbs.

(vi) If spelling is questionable, start by referring to the detailed mark scheme. Refer to the bullet points below if no decision on the spelling you have encountered is recorded there.

- 'If in doubt, sound it out': if you read what the candidate has written, does it sound like the correct answer?
- Look-alike test: does what the candidate has written look like the correct answer, e.g. one letter missing but no other word created.
- If the first part of the word is correct, small errors in what comes next are less likely to impede communication (unless they suggest another meaning).
- Where letters are transposed, the word is likely to communicate (unless another word has been created).

(vii) Once marking proper starts, if there are five clearly acceptable items, award marks wherever these are in the list. This approach may allow questionable versions to be ignored.

(viii) Refuse all nouns which are repeated and which do not have a separate meaning:

- *pantalones, pantalones cortos*: award one mark to each item
- *pantalones pequeños, pantalones azules*: award one mark for the first *pantalones*

(ix) Reject misspelt words which suggest a word with a quite different meaning. Where nouns are usually plural, accept the singular and vice versa.

Need a home tutor? Visit smiletutor.sg

Question	Answer	Marks
1	**Una vida sana. Haz una lista en español de 8 cosas para una vida sana.** **Total for Question 1: 5 marks**	**5**

	ACCEPT	REJECT	
agua			
atletismo			
bicicleta			
ensalada	insalada	salada	
fútbol			
gimnasia	gimnasio		
manzana			
pescado	pesca		
raqueta de tenis			
correr		corriendo	
polideportivo			
	tennis		

Question	Answer	Marks
Question 2 Candidates are required to answer the question. Read the whole answer and award marks as follows: • **Communication: award a mark out of 10, according to the instructions in 2.1.** • **Language: award a mark out of 5, according to the instructions in 2.2.**		

Need a home tutor? Visit smiletutor.sg

Question	Answer	Marks
2	***Mi vida diaria*** **2.1: Award a mark out of 10 for Communication** (i) Place the appropriate 'numbered' tick as close as possible to each relevant communication point in the body of the answer. (ii) Award ticks flexibly across the tasks for each piece of relevant information conveyed, up to a maximum of 10. HOWEVER, each of the tasks must be covered to get the 10 communication marks: • If 1 of the tasks is missing, the maximum communication mark is 9. • If 2 of the tasks are missing, the maximum communication mark is 8 (and so on). (iii) Add up the ticks to give a mark out of 10 for Communication. (iv) For COMMUNICATION • **Look for a verb (finite or infinitive) before awarding a mark.** Lists without a verb will not score. • **See Appendix II for rules on how to decide whether a verb is accurate enough** to convey meaning. • **For language other than verbs, use 'rules' in Question 1**: look alike, sound alike, etc. • **Misplaced adjectives, negatives and adverbs will not usually compromise communication.** (v) LISTS = a maximum of 3 marks for communication: lists of 1–3 items = 1 mark; lists of 4 items = 2 marks; lists of 5–6 items = 3 marks • *Ella es alta y delgada y grande y nerviosa.* (*1 verb, therefore treat as list of 4 items: place one tick over 'grande' (third item in list) and another tick over 'nerviosa' (fourth item in list)*) • *Ella es alta. Es delgada. Tiene el pelo moreno.* (*3 verbs therefore each piece of information can score a separate communication mark*) (vi) Only reward each piece of information once, e.g. *es fantástica* cannot score both as description and reason for liking; *es fantástica y sus clases son fantásticas* can both be rewarded as *fantástica(s)* describes different nouns; *ella me ayuda a hacer mis deberes* and *me ayuda todos los días* can both be rewarded as they each contain a different extra detail (*a hacer mis deberes* and *todos los días)*. (vii) Do not penalise factual errors. (viii) What the candidate writes may not follow the order of the tasks on the question paper – this is fine.	**15**

Need a home tutor? Visit smiletutor.sg

<table>
<tr><th>Question</th><th>Answer</th><th>Marks</th></tr>
<tr><td></td><td>
<table>
<tr><th>Tick</th><th>Accept</th></tr>
<tr><td>✓1</td><td>¿Qué haces por la mañana antes de ir al colegio?
REWARD: any statement relating to what the candidate does before going to school</td></tr>
<tr><td>✓2</td><td>¿Qué vas a hacer esta tarde después de volver a casa?
REWARD: any statement relating to what the candidate is going to do this afternoon when s/he gets home
Note: A future reference must be evident</td></tr>
<tr><td>✓3</td><td>¿Qué día de la semana prefieres? ¿Por qué?
Task : REWARD: any statement relating to which day of the week the candidate prefers

Task : REWARD: any reason why, even if it is not clear which day the candidate prefers</td></tr>
<tr><td>✓4</td><td>¿Cómo pasas los fines de semana?
REWARD: any statement relating to how the candidate spends the weekend</td></tr>
</table>
</td><td></td></tr>
</table>

Need a home tutor? Visit smiletutor.sg

<table>
<tr><th>Question</th><th>Answer</th><th>Marks</th></tr>
<tr><td></td><td>

2.2: Award a mark out of 5 for Language

Award a mark out of 5 for Language*, according to the Grade descriptors in the table below (see *Note on using mark schemes with Grade descriptors* (last page of mark scheme).

Grade descriptors for Language (Question 2)

<table>
<tr><td>5</td><td>Straightforward vocabulary and structure.
The style of writing is basic, but reasonably coherent.
Use of a limited range of verbs, generally successful.
More accuracy than inaccuracy.</td></tr>
<tr><td>4</td><td>Basic vocabulary and structure.
Some awareness of verb usage, but inconsistent.
The writing is sufficiently accurate for meaning to be conveyed.</td></tr>
<tr><td>3</td><td>Very basic vocabulary and structure.
Little awareness of verb usage (e.g. infinitives regularly used instead of finite verbs).
Despite regular errors, the writing often conveys some meaning.</td></tr>
<tr><td>2</td><td>A few phrases or short sentences are accurate enough to be comprehensible. Very simple sentence structure.</td></tr>
<tr><td>1</td><td>Disjointed words or short phrases, one or two of them accurate enough to be comprehensible.</td></tr>
<tr><td>0</td><td>One or two disjointed words or short phrases may be recognisable.</td></tr>
</table>

*Consider the whole answer when awarding mark for language

Total for Communication: 10 marks
Total for Language: 5 marks
Total for Question 2: 15 marks

</td><td></td></tr>
</table>

Need a home tutor? Visit smiletutor.sg

Question	Answer	Marks

Question 3

Candidates answer 1 question from a choice of 3. Read the whole answer and award marks as follows:

- **Communication: award a mark out of 10, according to the instructions in 3.1.**
- **Language: award a mark out of 10 for Verbs, according to the instructions in 3.2.**
  award a mark out of 10 for Other linguistic features, according to the instructions in 3.3.

For question-specific guidance, see later in this mark scheme.

3.1: Award a mark out of 10 for Communication

(i) There are 5 relevant communication points per question, each worth a maximum of 2 marks.

(ii) For each relevant communication point, use the appropriate numbered tick and place up to 2 of these ticks as close as possible to each relevant communication point (in the body of the answer).

2 ticks	Message clearly communicated. Minor errors (adjective endings, use of prepositions etc.) are tolerated.
1 tick	Communication of some meaning is achieved, but the message may be ambiguous or incomplete.
0 ticks	Nothing of worth communicated.

(iii) **Look for a verb (finite or infinitive) before awarding a mark for communication.** See Appendix II for rules on how to decide whether a verb is accurate enough to convey meaning.

(iv) Add up the ticks to give a mark out of 10 for Communication.

Need a home tutor? Visit smiletutor.sg

Question	Answer	Marks

3.2: Award a mark out of 8 for accurate use of Verbs

When awarding ticks for Verbs, please refer back to the question in order to establish which tense is appropriate for the response. **For question-specific guidance, see later in this mark scheme.**

(i) Place a tick above the **first** occurrence of each correct verb, up to a maximum of 18 ticks (details of how to award ticks are provided below).
(ii) Place the tick so that it does not obscure the accent / tilde.
(iii) Convert the total number of ticks to a mark out of 8 using the Conversion table below.

Conversion table for accurate use of Verbs (Question 3)

Number of ticks	Mark
18+	8
16,17	7
14,15	6
12,13	5
10,11	4
8,9	3
6,7	2
4,5	1
0,1,2,3	0

How to award ticks for accurate use of Verbs (Question 3):

(a) Subject (noun or pronoun) + any finite verb
- **both subject and verb must be correct for the verb to score a tick**
- **verb must be in the appropriate tense to score a tick**
- **accents on verbs must be correct in order for a tick to be awarded**
- **do not tick verbs contained in the 'letter etiquette': appropriate beginnings and endings to letters are considered for reward under Other linguistic features.**

Need a home tutor? Visit smiletutor.sg

Question	Answer	Marks

Tick	No tick	Note
Yo soy (✓)		
He hecho (✓)		
Los profesores son (✓) amables	Los professores son amables (*no tick*)	incorrect subject means tick cannot be awarded for verb

Use of gerund

Tick	No tick	Note
Estoy escribiendo (✓)		Continuous forms of *estar* and gerund are awarded 1 tick
Llevo (✓) dos años estudiando (✓)		Use of gerund other than in continuous form of verb using *estar* = 2 ticks

With direct and indirect object pronouns

Tick	No tick	Note
Juan lo vio (✓)		

Reflexive/passive

Tick	No tick	Note
Él se levanta (✓)	Él levantase (*no tick*)	
Ella se ha cortado (✓)		
La puerta estaba (✓) abierta		
Yo me lavo (✓) las manos	Yo me lavo (*no tick*) el coche	*lavar* should not be used reflexively in this statement

Need a home tutor? Visit smiletutor.sg

Question	Answer	Marks

Impersonal verbs such as *gustar*, *quedar*, *faltar* etc.

Tick	No tick	Note
Me gusta (✓) leer (✓)		
Me gusto *(no tick)* leer (✓)		
Me quedan (✓) diez euros		

Impersonal *se*

Tick	No tick	Note
Se puede (✓)		
Se habla español (✓)		

Impersonal

Hay (✓) patatas		
Es (✓) interesante		

With negative

Tick	No tick	Note
No comen (✓)		

Sequence of tenses

Tick	No tick	Note
Fui (✓) al cine y me gustó (✓) la película	Fui (✓) al cine y me gustaría *(no tick)* la película	If sequence is incorrect, **both** verbs cannot be rewarded

Need a home tutor? Visit smiletutor.sg

© UCLES 2017

Question	Answer	Marks

Single auxiliary with multiple past participles

Sing		
Tick	**No tick**	**Note**
Hemos cantado (✓) y bailado (✓)		Hemos cantado = tick 1; Hemos bailado = tick 2

Verb which requires preposition

Tick	**No tick**	**Note**
Ayudo (✓) a lavar (✓) el coche		
Ayudo (✓) lavar el coche		preposition is required for *lavar* to be awarded a tick
Ayudo (✓) con lavar el coche		incorrect use of *con* means that *lavar* cannot receive a tick

Verb which requires personal *a*

Tick	**No tick**	**Note**
Veo (✓) a mi amigo	Veo *(no tick)* mi amigo	personal *a* is required for *veo* to be awarded a tick

Correct verb within meaningless statement

Tick	**No tick**	**Note**
El camino es (✓) largo	El camino es (*no tick*) inteligente	Do not reward correct verb in a meaningless statement

(b) Imperative

Tick	**No tick**	**Note**
¡Ven! (✓)		
¡Oiga! (✓)		

Need a home tutor? Visit smiletutor.sg

© UCLES 2017

Question	Answer	Marks

(c) Interrogative

Tick	No tick	Note
¿Vienes? (✓) / Vienes. (✓)		question mark not required for mark to be awarded
(¿)Vas (✓) a venir(?) (✓)		
(¿)Cómo estás(?) (✓)		

(d) Infinitive

Tick	No tick	Note
Quiero (✓) salir (✓)		
No quiera (*no tick*) salir (✓)		
Quiero (✓) salire (*no tick*)		
Voy a (✓) estudiar (✓)		
Empecé a (✓) llorar (✓)		
Empecé *(no tick)* llorar (✓)		

(e) Participle (past or present)

Tick	No tick	Note
Terminado el programa (✓)		
Siendo estudiante (✓)		

(f) Reward only the first occurrence of a verb, e.g.

- Me gusta (✓) la natación. También me gusta (*no tick*) el tenis
- Me gusta (✓) la natación. No me gusta (*no tick*) el tenis

However,

- Yo prefiero (✓) la natación y mi hermano prefiere (✓) el tenis – 2 different persons of the verb
- Mi hermano prefiere (✓) la natación y mi hermana prefiere (*no tick*) el tenis – both third person usage
- Esta tarde mi amigo puede (✓) jugar (✓) al fútbol. En mi ciudad se puede *(no tick)* nadar (✓) – puede is in the third person singular in both sentences, so scores the first time but not the second time

Need a home tutor? Visit smiletutor.sg

Question	Answer	Marks

3.3: Award a mark out of 12 for Other linguistic features

(i) Award a mark out of 12 for Other linguistic features, according to the Grade descriptors in the table below (please see Note on using mark schemes with Grade descriptors (Appendix I)).

(ii) Use the highlighter marking tool to highlight the first new use of any correct usage. Use the highlighter marking tool to underline a creditable attempt at a structure. This annotation is intended to help you arrive at an appropriate mark. Therefore, the kinds of things you highlight / underline will vary according to the quality of work, e.g. for a mark of 7/8 to be awarded the assumption is that 'spelling of common words, genders, adjectival agreements and basic prepositions are almost always correct' so annotation will focus on the degree of success with more complex language.

(iii) Consider the extent to which the following are used correctly and appropriately when assessing the candidate's control of structures:

- Subordinate clauses, including porque and que (relative pronouns). Indirect or reported speech (dijo que, creo que). Time clauses with cuando, mientras que etc. and si (= if)
- Object pronouns (me ha dicho; me lo dio) and 'strong' pronouns
- Conjunctions other than *y* and linking words (e.g. sin embargo, por lo tanto, por eso)
- Prepositions – Time, Place etc.
- Negatives
- Adverbs
- Use of por and para
- Adjectives, including possessives and demonstratives. Also comparatives and superlatives
- Expressions of quantity
- Appropriate use of *politesses* in the letter.

Need a home tutor? Visit smiletutor.sg

© UCLES 2017

Question	Answer	Marks

Grade descriptors for Other linguistic features (Question 3)

11–12	• Uses a wide range of structures effectively; produces longer, fluent sentences with ease. • Highly accurate at this level, though not necessarily faultless. • Makes effective use of a wide range of vocabulary fully appropriate to the task.
9–10	• Attempts a range of structures with a good degree of success. • More complex language usually error-free^^. • Uses a variety of relevant vocabulary at this level.
7–8	• In control of simple structures. Varied success with more complex structures. • Accuracy is fairly consistent throughout*. Errors may occur when more ambitious language is attempted. • Has sufficient vocabulary to add some interest to the writing.
5–6	• Attempts more than basic structures. • On balance, the work is more accurate than inaccurate. • Straightforward vocabulary relevant to the task.
3–4	• Reliant on basic structures. • Some examples of correct language. Meaning usually conveyed. • Basic vocabulary.
1–2	• A few phrases or short sentences are accurate enough to be comprehensible. Very simple sentence structure.
0	• One or two disjointed words or short phrases may be recognisable.

^^subordinate clauses, linking words, object pronouns, comparative adjectives/adverbs, strong negatives usually error free.
*spelling of common words, genders, adjectival agreements and basic prepositions are almost always correct.

Total for Communication: 10 marks
Total for Verbs: 8 marks
Total for Other linguistic features: 12 marks
Total for Question 3: 30 marks

Need a home tutor? Visit smiletutor.sg

<table>
<tr><th>Question</th><th>Answer</th><th>Marks</th></tr>
<tr><td>3(a)</td><td>

Email to a Chilean friend about the upcoming holidays that s/he will spend with you

3.1: Award a mark out of 10 for Communication – see generic guidance above

<table>
<tr><th>Tick</th><th>Accept</th><th>Mark</th></tr>
<tr><td>✓1</td><td>Explica las ventajas de visitar tu región.

For 2 communication marks allow anything sensible in an appropriate tense
Expect opinions / emotions / explanations. A positive aspect is required.</td><td>2</td></tr>
<tr><td>✓2</td><td>Describe lo que vais a hacer el primer día de vacaciones.

For 2 communication marks allow anything sensible in an appropriate tense
Reference to the friend must be included.</td><td>2</td></tr>
<tr><td>✓3</td><td>¿Qué tiempo hizo el verano pasado en tu región?

Insist on past tense for 2 communication marks</td><td>2</td></tr>
<tr><td>✓4</td><td>Explica qué ropa necesita traer tu amigo / amiga.

For 2 communication marks allow anything sensible in an appropriate tense
Expect advice / opinions / emotions / explanations</td><td>2</td></tr>
<tr><td>✓5</td><td>¿Qué actividades hiciste con tus amigos el verano pasado?

Insist on past tense for 2 communication marks
A time reference or mention of friends must be included.</td><td>2</td></tr>
</table>

</td><td>30</td></tr>
</table>

Need a home tutor? Visit smiletutor.sg

<table>
<tr><th>Question</th><th>Answer</th><th>Marks</th></tr>
<tr><td></td><td>
<u>3.2: Award a mark out of 8 for accurate use of Verbs – see generic guidance above</u>
<table>
<tr><th>Communication point</th><th>For Verbs, accept:</th></tr>
<tr><td>1</td><td>Present</td></tr>
<tr><td>2</td><td>Present / Conditional / Future</td></tr>
<tr><td>3</td><td>Preterite / Imperfect</td></tr>
<tr><td>4</td><td>Present / Conditional / Future (if used correctly in context)</td></tr>
<tr><td>5</td><td>Preterite / Imperfect</td></tr>
</table>
<u>3.3: Award a mark out of 12 for Other linguistic features – see generic guidance above</u>
</td><td></td></tr>
</table>

Need a home tutor? Visit smiletutor.sg

<table>
<tr><th>Question</th><th>Answer</th><th>Marks</th></tr>
<tr><td>3(b)</td><td>

Article about cooking

3.1: Award a mark out of 10 for Communication – see generic guidance above

<table>
<tr><th>Tick</th><th>Accept</th><th>Mark</th></tr>
<tr><td>✓1</td><td>¿Cuándo y con quién aprendiste a cocinar?

Insist on past tense for 2 communication marks</td><td>2</td></tr>
<tr><td>✓2</td><td>¿Qué platos preparaste la semana pasada?

Insist on past tense for 2 communication marks</td><td>2</td></tr>
<tr><td>✓3</td><td>En el futuro, ¿qué comida especial vas a preparar para tu familia?

For 2 communication marks allow anything sensible in an appropriate tense</td><td>2</td></tr>
<tr><td>✓4</td><td>En tu opinión, ¿por qué es útil saber cocinar?

For 2 communication marks allow anything sensible in an appropriate tense
Expect opinions / emotions / explanations</td><td>2</td></tr>
<tr><td>✓5</td><td>¿Qué piensas de la comida típica de tu país?

For 2 communication marks allow anything sensible in an appropriate tense
Expect opinions / emotions / explanations</td><td>2</td></tr>
</table>

</td><td>30</td></tr>
</table>

Need a home tutor? Visit smiletutor.sg

<table>
<tr><th>Question</th><th>Answer</th><th>Marks</th></tr>
<tr><td></td><td>
<u>3.2: Award a mark out of 8 for accurate use of Verbs – see generic guidance above</u>
<table>
<tr><th>Communication point</th><th>For Verbs, accept:</th></tr>
<tr><td>1</td><td>Preterite</td></tr>
<tr><td>2</td><td>Preterite</td></tr>
<tr><td>3</td><td>Present / Future / Conditional (if used correctly in context)</td></tr>
<tr><td>4</td><td>Present</td></tr>
<tr><td>5</td><td>Present</td></tr>
</table>
<u>3.3: Award a mark out of 12 for Other linguistic features – see generic guidance above</u>
</td><td></td></tr>
</table>

Need a home tutor? Visit smiletutor.sg

<table>
<tr><th>Question</th><th>Answer</th><th>Marks</th></tr>
<tr><td>3(c)</td><td>

"Estaba solo / sola en casa. De repente, oí un golpe en la puerta…"

3.1: Award a mark out of 10 for Communication – see generic guidance above

<table>
<tr><th>Tick</th><th>Accept</th><th>Mark</th></tr>
<tr><td>✓1</td><td>Explica por qué estabas solo / sola en casa.

For 2 communication marks allow anything sensible in an appropriate tense
Expect opinions / emotions / explanations</td><td>2</td></tr>
<tr><td>✓2</td><td>¿Qué estabas haciendo cuando oíste el golpe?

Insist on past tense for 2 communication marks</td><td>2</td></tr>
<tr><td>✓3</td><td>¿Cómo te sentiste al oír el golpe?

For 2 communication marks allow anything sensible in an appropriate tense
Expect emotions / explanations</td><td>2</td></tr>
<tr><td>✓4</td><td>Describe <u>todo</u> lo que pasó cuando abriste la puerta.

Insist on past tense for 2 communication marks</td><td>2</td></tr>
<tr><td>✓5</td><td>Describe <u>todo</u> lo que pasó cuando abriste la puerta.

Insist on past tense for 2 communication marks</td><td>2</td></tr>
</table>

</td><td>30</td></tr>
</table>

Need a home tutor? Visit smiletutor.sg

<table>
<tr><th>Question</th><th>Answer</th><th>Marks</th></tr>
<tr><td></td><td>

3.2: Award a mark out of 8 for accurate use of Verbs – see generic guidance above

<table>
<tr><th>Communication point</th><th>For Verbs, accept:</th></tr>
<tr><td>1</td><td>Preterite / Imperfect / Perfect / Present (if used correctly in context)</td></tr>
<tr><td>2</td><td>Preterite / Imperfect / Perfect (if used correctly in context)</td></tr>
<tr><td>3</td><td>Preterite / Imperfect / Perfect / Present (if used correctly in context)</td></tr>
<tr><td>4</td><td>Preterite / Imperfect / Perfect / Present (if used correctly in context)</td></tr>
<tr><td>5</td><td>Preterite / Imperfect / Perfect (if used correctly in context)</td></tr>
</table>

3.3: Award a mark out of 12 for Other linguistic features – see generic guidance above

</td><td></td></tr>
</table>

Need a home tutor? Visit smiletutor.sg

Question	Answer	Marks

Appendix I

Note on using mark schemes with Grade descriptors

It is important that you award marks positively. In order to ensure that you reward achievement rather than penalise failure or omissions, you should start at the bottom of the mark scheme and work upwards through the descriptors when awarding marks.

You should adopt a 'best fit' approach. You must select the set of descriptors provided in the mark scheme that most closely describes the quality of the work being marked. As you work upwards through the mark scheme, you will eventually arrive at a set of descriptors that fits the candidate's performance. When you reach this point, you should always then check the descriptors in the band above to confirm whether or not there is just enough evidence to award a mark in the higher band.

For example, when marking Question 3 you may find that a candidate uses a variety of relevant vocabulary but has varied success with more complex structures. In such cases, you will need to award a mark that takes into account both the strengths and weaknesses of the piece of work.

To select the most appropriate mark within each set of descriptors, use the following guidance:

- If most of the descriptors fit the piece (and after you have considered the band above), award the top mark in the band.
- If there is just enough evidence (and you had perhaps been considering the band below), award the lowest mark in the band.

Note on irrelevant material

In the case of a deliberately evasive answer which consists entirely of irrelevant material exploited in defiance of the rubric, a score of 0 is given. This is extremely rare.

A genuine attempt to answer the question which fails due to a misunderstanding of the rubric will normally lose Communication marks but will score for Language. You should consult your Team Leader.

See separate document for more detailed guidance on irrelevant material.

Need a home tutor? Visit smiletutor.sg

Question	Answer	Marks
Appendix II: Communication – Rules on how to decide whether a verb is accurate enough to convey meaning **Communication** • an attempt at a verb is required for any communication mark to be awarded • for QUESTION 2, candidates score 1 or 0 marks for each piece of relevant information they communicate. For a sentence / phrase to be considered for the award of a mark for communication, the verb must meet or go beyond the criteria outlined in B • for QUESTION 3, candidates score 2, 1 or 0 marks for communicating each task. For the criteria the verb must fulfil in order for a sentence / phrase to be considered for the award of 2 marks for communication, see A below. For the criteria the verb must fulfil for a sentence / phrase to be considered for the award of 1 mark for communication, see B below. • where a verb fits the criteria for C, the mark for communication is 0 • although some allowances are made for faulty verbs when awarding COMMUNICATION marks (see below); in order for a verb to score a LANGUAGE tick, it must be correct • 'ticks' for communication are to be placed just above the end of the qualifying sentence / phrase		

Need a home tutor? Visit smiletutor.sg

© UCLES 2017

Question	Answer	Marks

A **<u>QUESTION 3 ONLY</u>: Where <u>THE VERB IS APPROPRIATE IN THE MEANING IT CONVEYS AND THE TIME FRAME IS APPROPRIATE</u>, 2 communication marks are awarded in the following cases.**

(i)	**For 2 communication marks: accept a Present where a Future context is apparent**	
	El año que viene voy a España = 2 for communication (but see also B (i) for further information)	(*voy* receives a tick for verb)
(ii)	**For 2 communication marks: accept the use of a Future when a Conditional would be correct and vice versa**	
(iii)	**For 2 communication marks: accept a 'phonetic version' of the correct time frame**	
	He passado las vacaciones = 2 for communication *E pasado las vacaciones* = 2 for communication *Mi madre necessita mi ayuda* = 2 for communication *Nececito ir a la tienda* = 2 for communication *He apprendido mucho* = 2 for communication *Mi tía tienne un club* = 2 for communication *He organisado una fiesta* = 2 for communication *Boy a ir al centro* = 2 for communication	(*Empezó a juego* = 1 for communication – *juego* is not phonetic) *Yo quierro jugar al fútbol* = 0 for communication (doublé 'r' is not a phonetic rendering of single 'r') *Yo prefiero llavar los platos* = 0 for communication (double 'll' is not a phonetic rendering of single 'l')
(iv)	**For 2 communication marks: accept the use of any past tense when a past is required, even when a different past tense would be grammatically correct or appropriate**	
	Allow Perfect, Imperfect, Pluperfect or Preterite. Ignore inconsistency in the use of the Imperfect and Preterite if it occurs.	

Need a home tutor? Visit smiletutor.sg

© UCLES 2017

Question	Answer		Marks
(v)	**Errors of accent: award 2 communication marks (eg *estuve alli* = 2, *tambien fue* = 2, *es fantastico* = 2), except in the following cases**		
	For 2 communication marks, **insist** on the accent on verbs which require it	*Yo comi* = 1 for communication (as an attempted preterite tense) *Esperabamos* = 1 for communication (as an attempted imperfect tense)	
	For 2 communication marks, tolerate a grave accent for an acute accent	*Yo comì* = 2 for communication	
(vi)	**In complex sentences, reward communication based on the verb in the subordinate clause and reward according to the normal rules (it is the information in the subordinate clause which fulfils the task)**		
	Mi amigo dijo que tenía dolor de cabeza = 2 for communication (in addition both verbs can receive a tick) *Mi amigo dice* (wrong tense) *que tenía dolor de cabeza* = 2 for communication (in addition second verb can receive a tick)	However, *Mi amigo dijo que tiene dolor de cabeza* = 1 for communication (see B (vii)) (in addition first verb can receive a tick) *Mi amigo dijo que él dolor de cabeza* = 0 for communication (no verb in subordinate clause) (first verb can receive a tick)	
	Creía que estaba enfermo = 2 for communicataion (in addition both verbs receive a tick)	However: *Creía que llueve* = 1 for communication (see B (vii)) *Creía que tenía enfermo* = 0 for communication (see B (vii)) (In addition, in both cases, first verb can receive a tick)	
(vii)	**Use of a verb in the indicative where a subjunctive would be expected: award 2 communication marks**		
	No creo que haya muchas personas allí = 2 for communication (plus both verbs receive a tick) *No creo que hay muchas personas allí* = 2 for communication (plus first verb receives a tick)		

Need a home tutor? Visit smiletutor.sg

Question	Answer	Marks

B **<u>QUESTIONS 2 AND 3</u>: Where <u>THE VERB IS APPROPRIATE IN THE MEANING IT CONVEYS</u> but is flawed in the following ways, the message is partially conveyed, and 1 communication mark will be awarded.**

(i)	**The candidate has produced a correct spelling of an <u>inappropriate</u> form / part / tense of an <u>appropriate</u> verb: award 1 communication mark**	
	He vender el libro = 1 for communication *La gente están contenta* = 1 for communication *Yo trabaje durante las vacaciones* = 1 for communication *Yo voy pasaré* = 1 for communication	No ticks are scored for these verbs
	Task: what do you want to eat for lunch? **Candidate writes:** *Quiero comeré la fruta* = 1 for communication	*Quiero* = tick for verb
	Task: what will you do next year? **Candidate writes:** *El año <u>pasado</u> voy a España* = 1 for communication *El año <u>pasado</u> voy a viajar en España* = 1 for communication *El año <u>que viene</u> yo iba a España* = 1 for communication *El año que viene me gusto jugar al tenis* = 1 for communication	…*voy a*… verb is not rewarded as there is no future context (e.g. *El año que viene*…) <u>and</u> there is discordance / confusion between the verb and the time indicator that the candidate has used …*voy a viajar*… scores 2 ticks for verbs (*voy a*, *viajar*) as the task requires a future and, despite the use of *pasado*, there is no doubt about the tense of the verb and the tense of the verb agrees with the tense that is required …*iba*… verb does not receive a tick …*me gusto*… verb does not receive a tick
	El año que viene yo vaya al centro = 1 for communication (*ir* is an appropriate verb, *vaya* is a form of the verb *ir* (subjunctive))	*El año que viene yo vaye al centro* = 0 for communication (*vaye* is not any part of the verb *ir*)

Need a home tutor? Visit smiletutor.sg

Question	Answer		Marks
(ii)	**The candidate has produced a <u>phonetic</u> spelling of an <u>inappropriate</u> form / part / tense of an <u>appropriate</u> verb: award 1 communication mark**		
	Task: what did you enjoy doing on holiday? **Candidate writes:** *Me gustta el tenis* = 1 for communication (phonetic version of the incorrect tense (*me gusta*) of an appropriate verb)	*Me gutsa (el tenis) (gutsa* is not any form / part / tense (nor a phonetic version thereof) of the verb *gustar)*	
	Task: what happened at school today? **Candidate writes:** *Apprendo mucho* = 1 for communication (phonetic version of an incorrect part / tense (*aprendo*) of an appropriate verb)	*Apriendo mucho* = 0 for communication (*apriendo* is not any form / part / tense (nor a phonetic version thereof) of the verb *aprender*)	
(iii)	**Use of *ser* when *estar* would be correct and vice versa: award 1 communication mark**		
	Soy en acuerdo con el proyecto = 1 *Soy esperando tu carta* = 1 *Era con su hijo* = 1 *Mis hermanas son en la casa* = 1 *Estaba una experiencia maravillosa* = 1 *Estoy un buen estudiante* = 1 *Tu carta está interesante* = 1 *Estará una buena idea* = 1		

Need a home tutor? Visit smiletutor.sg

© UCLES 2017

Question	Answer	Marks

(iv)	**Mis-use of *haber, hacer*, *tener* and *ser / estar* in idiomatic phrases / simple descriptions: award 1 communication mark**	
	Era / Estaba miedo = 1 *Era / Estaba sed* = 1 *Era / Estaba hambre* = 1 *Era / Estaba cinco años* = 1 *Estaba muy frío en mi casa* = 1 *¿Está playas cerca de tu ciudad?* = 1	(no tick for verb) (no tick for verb) (no tick for verb) (no tick for verb) (no tick for verb) (no tick for verb) **However:** *Ella es el pelo negro* = 0 *Tenía cansado* = 0 *Tenía enfermo* = 0

(v)	**The following commonly seen inappropriate usages: award 1 communication mark**	
	Accept for 1 mark *Miré un accidente* for *Vi un accidente* *Yo gusta la música* for *Me gusta la música* *Escuché un ruido* for *Oí un ruido* *En Madrid hay calor* for *En Madrid hace calor*	**Refuse** *Tenía un tiempo muy bueno* for *Lo pasé bien* *He mirado para mi chaqueta* for *He buscado mi chaqueta*
(vi)	**The following commonly seen mis-usages: award 1 communication mark**	
	Me gusto mi casa *Me prefiero los gatos* *Me vivo en el centro* *Me llamo es (Ana)*	*Me llama es (Ana)* = 0 as nothing of worth is communicated *Me llama (Ana)* when the candidate is trying to give his/her own name = 0
(vii)	**In complex sentences, consider the verb in the subordinate clause when awarding the mark for communication and reward according to the normal rules** (see also A (vi))	
	Mi amigo dijo que tiene dolor de cabeza = 1 for communication	The subordinate clause, *tiene dolor de cabeza,* contains an appropriate verb in the wrong time frame which is awarded 1 communication mark (in addition, first verb receives a tick)
	Creía que llueve = 1 for communication	The subordinate clause, *que llueve,* contains an appropriate verb in the wrong time frame which is awarded 1 communication mark according to the usual rules) (in addition, first verb receives a tick)

Need a home tutor? Visit smiletutor.sg

Question	Answer	Marks
(viii)	**Errors of accent on verbs: award one communication mark** (see also A (v))	
	Yo comi patatas = 1 for communication (an attempted preterite tense) *Íre a Francia* = 1 for communication (an attempted future tense) *Estába en España* = 1 for communication (an attempted imperfect tense)	
C	**QUESTIONS 2 AND 3: Award 0 communication marks in the following cases.**	
(i)	**No attempt at a (real) verb = 0 for communication**	
	yo pie al instituto = 0 for communication *yo caminata mi perro* = 0 for communication *llove* = 0 for communication *yo prefier ir al colegio* = 0 for communication	
(ii)	**The verb attempted delivers a message different from the desired one = 0 for communication**	
	mi padre tiene profesor for *mi padre es profesor* = 0 for communication *llora* for *llueve* = 0 for communication	
(iii)	**The attempt at the verb is not a part / form of an appropriate verb or a phonetic rendition thereof = 0 for communication**	
	El año que viene yo viajer en el centro = 0 for communication (*viajer* is not any part of the verb *viajar*) *Yo buscé mis gafas* = 0 for communication (*buscé* is not any part of the verb *buscar*) *Me gutsa (el tenis)* = 0 for communication (*gutsa* is not any part of the verb *gustar*)	

Need a home tutor? Visit smiletutor.sg

© UCLES 2017

Cambridge IGCSE

Cambridge International Examinations
Cambridge International General Certificate of Secondary Education

CANDIDATE NAME									
CENTRE NUMBER						CANDIDATE NUMBER				

8339705076

SPANISH **0530/11**

Paper 1 Listening **May/June 2017**

Approx. 45 minutes

Candidates answer on the Question Paper.

No Additional Materials are required.

READ THESE INSTRUCTIONS FIRST

Write your Centre number, candidate number and name in the spaces at the top of this page.
Write in dark blue or black pen.
Do not use staples, paper clips, glue or correction fluid.
DO **NOT** WRITE IN ANY BARCODES.

Answer **all** questions.

The number of marks is given in brackets [ ] at the end of each question or part question.

The syllabus is approved for use in England, Wales and Northern Ireland as a Cambridge International Level 1/Level 2 Certificate.

This document consists of **11** printed pages and **1** blank page.

DC (ST/SW) 129764/2
© UCLES 2017

CAMBRIDGE International Examinations

[Turn over

Need a home tutor? Visit smiletutor.sg

BLANK PAGE

Need a home tutor? Visit smiletutor.sg

© UCLES 2017

Sección 1

Ejercicio 1 Preguntas 1–8

En esta sección del examen vas a oír una serie de observaciones o diálogos cortos que podrías oír en países donde se habla español.

Para cada pregunta indica tu respuesta escribiendo una X en la casilla correcta.

Vas a oír cada observación o diálogo dos veces.

Vas a un centro deportivo con tu amiga.

1 Al salir de casa, tu amiga te dice:

¿Qué tiempo hace?

A	
B	
C	
D	

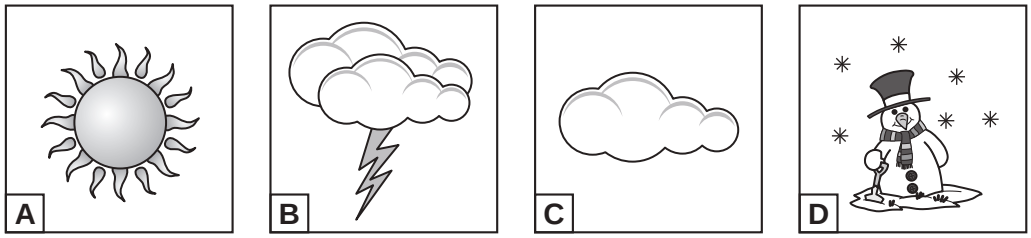

[1]

2 Cuando llegáis al centro deportivo, el recepcionista dice:

¿Para quién hay una oferta?

A	
B	
C	
D	



[1]

Need a home tutor? Visit smiletutor.sg

3 Tu amiga mira el horario y dice:

¿A qué hora cierra el centro deportivo hoy?

A	
B	
C	
D	



[1]

4 Tu amiga ha olvidado algo. Dice:

¿Qué ha olvidado tu amiga?

A	
B	
C	
D	

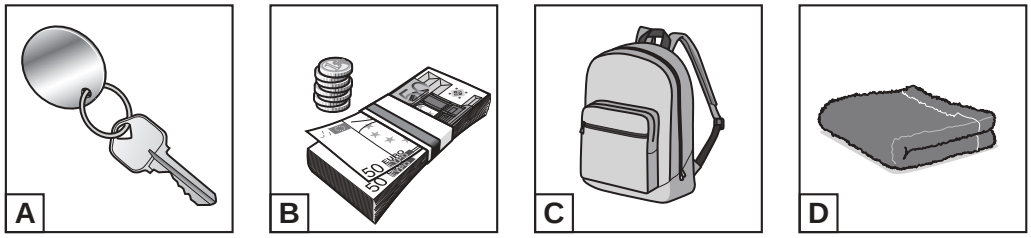

[1]

5 Más tarde, tu amiga pregunta:

¿Adónde quiere ir tu amiga?

A	
B	
C	
D	

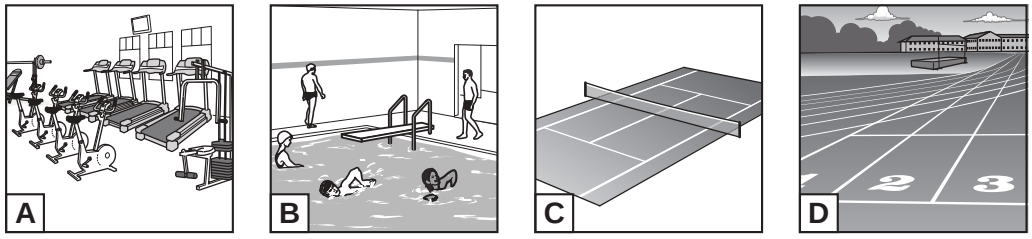

[1]

Need a home tutor? Visit smiletutor.sg

6 Cuando termináis, tu amiga dice:

¿Qué le duele a tu amiga?

A	
B	
C	
D	

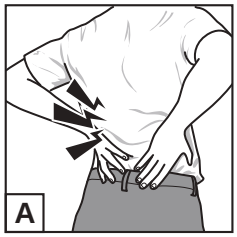

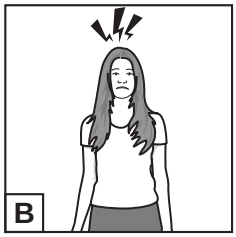

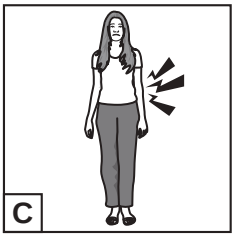

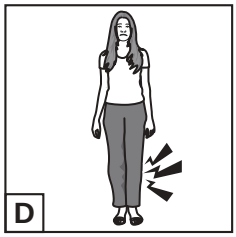

[1]

7 En la cafetería, tu amiga dice:

¿Qué quiere comer tu amiga?

A	
B	
C	
D	



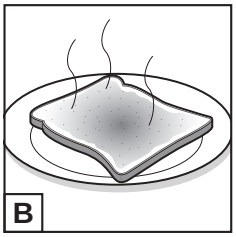

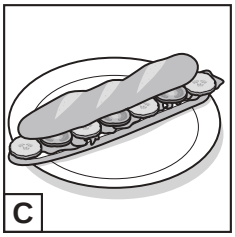

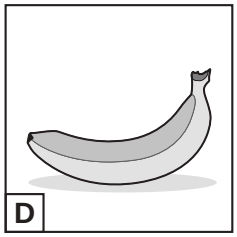

[1]

8 Después de comer, tu amiga dice:

¿Cómo vais a volver?

A	
B	
C	
D	





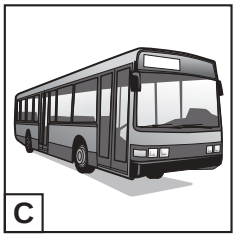



[1]

[Total: 8]

Need a home tutor? Visit smiletutor.sg

Ejercicio 2 Preguntas 9–15

Vas a oír un anuncio sobre unos campamentos de verano.

Escúchalo con atención y completa la ficha **en español**. Habrá una pausa durante el anuncio.

Vas a oír el anuncio dos veces, pero antes tienes unos segundos para leer las preguntas.

Campamentos de verano

9 Los campamentos de verano son en: *(indica **1** respuesta)*

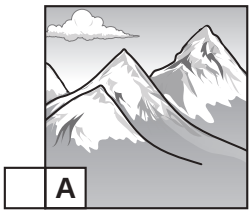
A

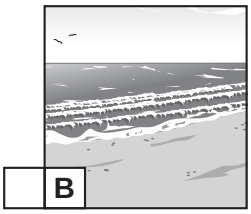
B


C

[1]

10 Mes en el que empiezan los campamentos: ..... [1]

11 Tiempo que dura el campamento: ..... días [1]

12 Los jóvenes necesitan llevar: *(indica **1** respuesta)*



A

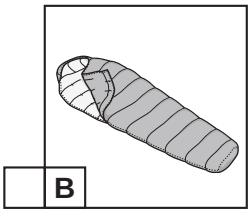
B

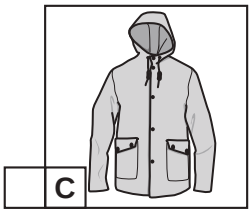
C

[1]

[PAUSA]

Need a home tutor? Visit smiletutor.sg

13 Es mejor dejar en casa: *(indica **1** respuesta)*

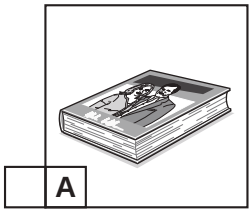
A

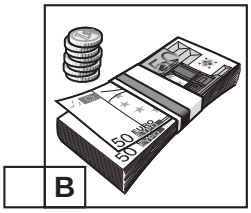

B

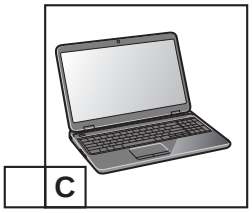
C

[1]

14 Actividad que se puede hacer este año: *(indica **1** respuesta)*

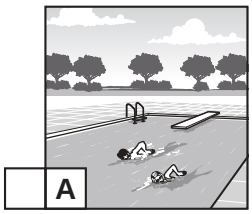
A


B

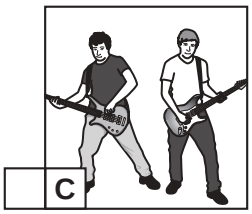
C

[1]

15 Todos los jóvenes deben: *(indica **1** respuesta)*


A


B

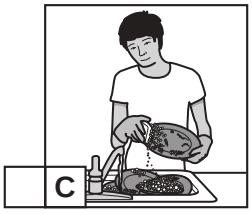
C

[1]

[Total: 7]

Need a home tutor? Visit smiletutor.sg

Sección 2

Ejercicio 1 Pregunta 16

Vas a oír la opinión de cuatro jóvenes sobre su casa. Escucha lo que dicen con atención y escribe una X en la casilla si la afirmación es **Verdad**.

Hay que marcar **solo 6** casillas (XXXXXX).

Vas a oír lo que dicen dos veces, pero antes tienes unos segundos para leer las afirmaciones.

	VERDAD
Alejandro	
(a) Alejandro puede ver la playa desde su casa.	☐
(b) Alejandro sale con sus amigos frecuentemente.	☐
(c) Los amigos de Alejandro raramente van a su casa.	☐
Rosa	
(d) La casa de Rosa es antigua.	☐
(e) Rosa prefiere la casa de su tía.	☐
(f) La tía de Rosa trabaja como cocinera.	☐
Julián	
(g) Julián tiene más de una casa.	☐
(h) Julián esquía frecuentemente.	☐
(i) El padre de Julián pinta con él.	☐
Carolina	
(j) Carolina y su hermana tienen el mismo dormitorio.	☐
(k) La hermana de Carolina odia ir al lago.	☐
(l) Carolina prefiere pasar tiempo en casa.	☐

[Total: 6]

Need a home tutor? Visit smiletutor.sg

© UCLES 2017

Ejercicio 2 Preguntas 17–25

Vas a oír una entrevista con Alberto, un joven cantante en un grupo de música rock. Escúchala con atención y contesta a las preguntas. Habrá una pausa durante la entrevista.

Primera parte: Preguntas 17 a 21. En cada frase hay algo que no corresponde a lo que se dice en la entrevista. Escucha la entrevista y escribe la palabra correcta **en español**.

Vas a oír la primera parte de la entrevista dos veces, pero antes tienes unos segundos para leer las preguntas 17 a 21.

17 El hermano de Alberto **perdió** una guitarra. .....[1]

18 La guitarra era bastante **bonita**. .....[1]

19 El grupo de Alberto tocaba en el **jardín**. .....[1]

20 La madre de Alberto estaba **aburrida**. .....[1]

21 El grupo tocó en una fiesta de **cumpleaños**. .....[1]

[PAUSA]

Segunda parte: Preguntas 22 a 25. Vas a oír la segunda parte de la entrevista dos veces. Escúchala y contesta a las preguntas **en español**. Tienes unos segundos para leer las preguntas.

22 ¿De qué tratan las canciones de Alberto?

.....[1]

23 ¿A quién quiere conocer Alberto en el próximo festival?

.....[1]

24 ¿Cómo se siente Alberto cuando piensa en el año que viene?

.....[1]

25 ¿En qué parte de la página web de Alberto está su correo electrónico?

.....[1]

[Total: 9]

Need a home tutor? Visit smiletutor.sg

Sección 3

Ejercicio 1 Preguntas 26–31

Vas a oír una entrevista con Carmen, una joven que vive en Irlanda y vende productos españoles por Internet.

Escúchala con atención y contesta a las preguntas escribiendo una X en la casilla correcta.

Habrá una pausa durante la entrevista.

Vas a oír la entrevista dos veces, pero antes tienes unos segundos para leer las preguntas.

26 Carmen tuvo la idea de su negocio…

A		a los 18 años.
B		al llegar a Irlanda.
C		cuando era una niña pequeña.
D		en el cuarto curso de universidad. [1]

27 ¿Por qué el negocio era difícil al principio para Carmen?

A		Necesitaba vender más.
B		Solo podía vender queso.
C		Un cliente le robó dinero.
D		Se llevaba mal con su primo. [1]

28 ¿Cómo reaccionó Carmen al recibir la llamada de teléfono?

A		Empezó a reír.
B		Se quedó callada.
C		Se enfadó.
D		Empezó a llorar. [1]

[PAUSA]

Need a home tutor? Visit smiletutor.sg

29 Al principio, los padres de Carmen pensaban que ella…

A		tenía un empleo en la universidad.
B		solo estudiaba.
C		salía demasiado de noche.
D		dormía poco. [1]

30 Según Carmen, ¿qué es lo más importante para tener éxito?

A		organizar bien la empresa
B		gastar mucho en publicidad
C		comprender bien a los clientes
D		tener ayuda de tu familia [1]

31 Carmen piensa que necesita…

A		alquilar una oficina.
B		buscar un nuevo trabajo.
C		tener más tiempo libre.
D		aprender más matemáticas. [1]

[Total: 6]

Need a home tutor? Visit smiletutor.sg

Ejercicio 2 Preguntas 32–40



Vas a oír una entrevista con Malena Sánchez, una científica chilena que trabaja en la Antártida.

Escúchala con atención y contesta a las preguntas **en español**.

Habrá dos pausas durante la entrevista.

Vas a oír la entrevista dos veces, pero antes tienes unos segundos para leer las preguntas.

32 ¿Cuál era el tema del proyecto de Malena a los 16 años?

.....[1]

33 ¿Cómo describió Malena su primer viaje en barco?

.....[1]

34 ¿Qué hizo Malena durante su segunda visita a la Antártida?

.....[1]

[PAUSA]

35 Para Malena, ¿qué es lo peor de vivir en la Antártida?

.....[1]

36 ¿Dónde desayunan Malena y sus compañeros normalmente?

.....[1]

37 ¿A qué juega Malena cuando tiene tiempo libre?

.....[1]

[PAUSA]

38 ¿Por qué cree Malena que su trabajo es importante?

.....[1]

39 ¿Qué buscará Malena en la Antártida?

.....[1]

40 ¿Sobre qué quiere escribir Malena?

.....[1]

[Total: 9]

Permission to reproduce items where third-party owned material protected by copyright is included has been sought and cleared where possible. Every reasonable effort has been made by the publisher (UCLES) to trace copyright holders, but if any items requiring clearance have unwittingly been included, the publisher will be pleased to make amends at the earliest possible opportunity.

To avoid the issue of disclosure of answer-related information to candidates, all copyright acknowledgements are reproduced online in the Cambridge International Examinations Copyright Acknowledgements Booklet. This is produced for each series of examinations and is freely available to download at www.cie.org.uk after the live examination series.

Cambridge International Examinations is part of the Cambridge Assessment Group. Cambridge Assessment is the brand name of University of Cambridge Local Examinations Syndicate (UCLES), which is itself a department of the University of Cambridge.

Need a home tutor? Visit smiletutor.sg

Cambridge International Examinations
Cambridge International General Certificate of Secondary Education

CANDIDATE NAME	
CENTRE NUMBER	
CANDIDATE NUMBER	

8965651435

SPANISH **0530/12**

Paper 1 Listening **May/June 2017**

Approx. 45 minutes

Candidates answer on the Question Paper.

No Additional Materials are required.

READ THESE INSTRUCTIONS FIRST

Write your Centre number, candidate number and name in the spaces at the top of this page.
Write in dark blue or black pen.
Do not use staples, paper clips, glue or correction fluid.
DO **NOT** WRITE IN ANY BARCODES.

Answer **all** questions.

The number of marks is given in brackets [ ] at the end of each question or part question.

The syllabus is approved for use in England, Wales and Northern Ireland as a Cambridge International Level 1/Level 2 Certificate.

This document consists of **11** printed pages and **1** blank page.

DC (ST/FC) 129763/3
© UCLES 2017

Need a home tutor? Visit smiletutor.sg

BLANK PAGE

Need a home tutor? Visit smiletutor.sg

© UCLES 2017

Sección 1

Ejercicio 1 Preguntas 1–8

En esta sección del examen vas a oír una serie de observaciones o diálogos cortos que podrías oír en países donde se habla español.

Para cada pregunta indica tu respuesta escribiendo una X en la casilla correcta.

Vas a oír cada observación o diálogo dos veces.

Estás en casa de tu amigo.

1 En su casa, tu amigo te dice:

¿Qué habitación prefiere tu amigo?

A	
B	
C	
D	









[1]

2 Tu amigo te ofrece algo:

¿Qué te ofrece tu amigo?

A	
B	
C	
D	



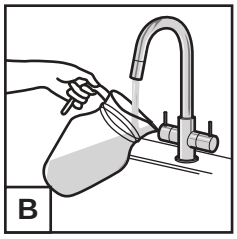





[1]

Need a home tutor? Visit smiletutor.sg

3 Por la tarde, tu amigo te dice:

¿Qué quiere hacer tu amigo?

A ☐
B ☐
C ☐
D ☐


A


B


C


D

[1]

4 Quieres ir a comer algo. Tu amigo te dice:

¿Dónde está la pastelería?

A ☐
B ☐
C ☐
D ☐

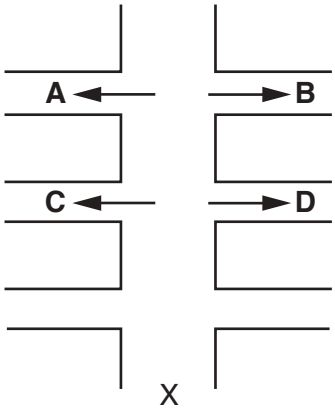

[1]

5 Tu amigo necesita comprar algo. Te dice:

¿Qué tiene que comprar tu amigo?

A ☐
B ☐
C ☐
D ☐

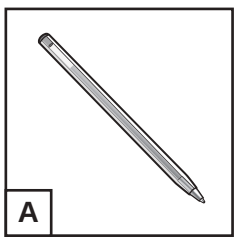
A


B


C

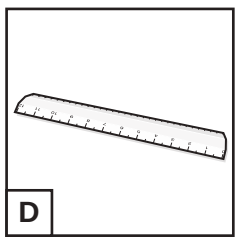
D

[1]

Need a home tutor? Visit smiletutor.sg

6 En casa, tu amigo dice:

¿Qué animal tiene tu amigo?

A	
B	
C	
D	



[1]

7 Estáis viendo la televisión. Tu amigo dice:

¿A qué hora empieza la película?

A	
B	
C	
D	



[1]

8 Quieres leer algo. Tu amigo te dice:

¿Qué libro recomienda tu amigo?

A	
B	
C	
D	



[1]

[Total: 8]

Need a home tutor? Visit smiletutor.sg

Ejercicio 2 Preguntas 9–15

Vas a oír a la guía de un parque acuático.

Escúchala con atención y completa la ficha **en español**. Habrá una pausa durante lo que dice la guía.

Vas a oír la información dos veces, pero antes tienes unos segundos para leer las preguntas.

Parque acuático

9 El parque está cerrado los ……..... . [1]

10 Espectáculo que hay hoy: *(indica **1** respuesta)*

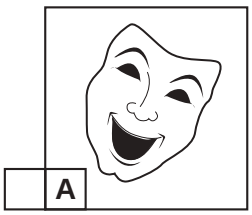
A


B


C

[1]

11 La taquilla se encuentra al lado de: *(indica **1** respuesta)*


A

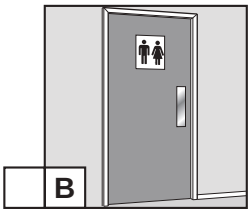
B


C

[1]

[PAUSA]

Need a home tutor? Visit smiletutor.sg

© UCLES 2017

12 Para los padres, hay dos zonas donde pueden: *(indica **1** respuesta)*

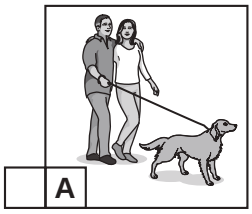
A

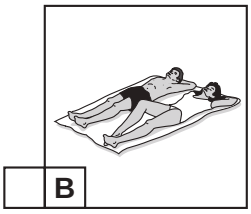
B


C

[1]

13 En la cafetería, no hay que pagar: *(indica **1** respuesta)*

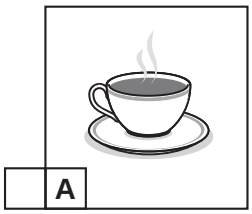
A

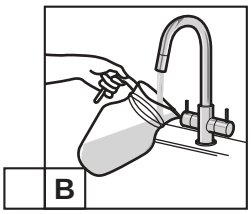
B

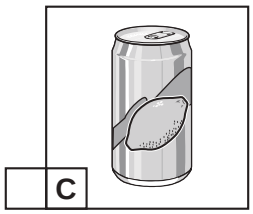
C

[1]

14 Ahora hay un problema con una: *(indica **1** respuesta)*

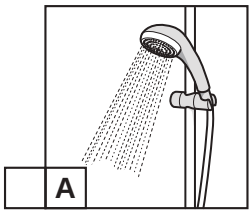
A

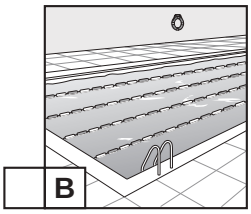
B

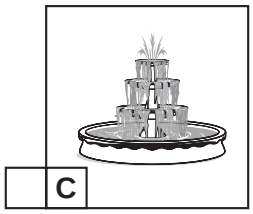
C

[1]

15 Se puede reconocer a los trabajadores por su: *(indica **1** respuesta)*

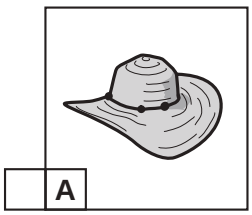
A

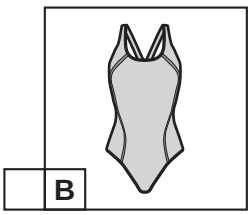
B

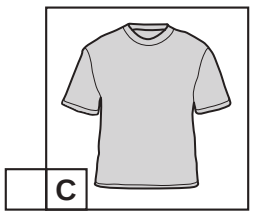
C

[1]

[Total: 7]

Need a home tutor? Visit smiletutor.sg

Sección 2

Ejercicio 1 Pregunta 16

Vas a oír la opinión de cuatro jóvenes sobre trabajar durante las vacaciones. Escucha lo que dicen con atención y escribe una X en la casilla si la afirmación es **Verdad**.

Hay que marcar **solo 6** casillas (XXXXXX).

Vas a oír lo que dicen dos veces, pero antes tienes unos segundos para leer las afirmaciones.

Andrés	**VERDAD**
(a) Andrés trabaja en un negocio de la familia.	☐
(b) Andrés gana poco dinero con su trabajo.	☐
(c) Andrés quiere ahorrar para irse de viaje.	☐
Victoria	
(d) En el pueblo de Victoria, hace buen tiempo todo el año.	☐
(e) Los amigos de Victoria trabajan durante las vacaciones.	☐
(f) Victoria ha trabajado en distintos lugares.	☐
Juan Pablo	
(g) Juan Pablo va a buscar trabajo durante el verano.	☐
(h) A Juan Pablo le encanta la naturaleza.	☐
(i) En este momento, Juan Pablo tiene suficiente dinero.	☐
Sonia	
(j) Sonia trabaja con sus abuelos.	☐
(k) Sonia tuvo una mala experiencia en un trabajo.	☐
(l) Los padres de Sonia quieren que ella trabaje más.	☐

[Total: 6]

Need a home tutor? Visit smiletutor.sg

© UCLES 2017

Ejercicio 2 Preguntas 17–25



Vas a oír una entrevista con Marga, que habla sobre la escuela de vela a la que fue en las vacaciones. Escúchala con atención y contesta a las preguntas. Habrá una pausa durante la entrevista.

Primera parte: Preguntas 17 a 21. En cada frase hay algo que no corresponde a lo que se dice en la entrevista. Escucha la entrevista y escribe la palabra correcta **en español**.

Vas a oír la primera parte de la entrevista dos veces, pero antes tienes unos segundos para leer las preguntas 17 a 21.

17 Marga fue a la escuela de vela con un ~~***amigo***~~. .....[1]

18 La playa donde estaba la escuela era muy ~~***larga***~~. .....[1]

19 Al principio, Marga estaba ~~***aburrida***~~. .....[1]

20 Para hacer vela, necesitas poder nadar un ~~***kilómetro***~~. .....[1]

21 Los profesores explicaron ~~***terriblemente***~~ cómo navegar. .....[1]

[PAUSA]

Segunda parte: Preguntas 22 a 25. Vas a oír la segunda parte de la entrevista dos veces. Escúchala y contesta a las preguntas **en español**. Tienes unos segundos para leer las preguntas.

22 Haciendo surf, ¿qué tenía que hacer Marga frecuentemente?

.....[1]

23 ¿Con quién compartía Marga el dormitorio?

.....[1]

24 ¿Cuándo había sesiones de vela normalmente?

.....[1]

25 ¿Cómo se sentía Marga cuando navegó sola por primera vez?

.....[1]

[Total: 9]

Need a home tutor? Visit smiletutor.sg

Sección 3

Ejercicio 1 Preguntas 26–31



Vas a oír una entrevista con Alberto Martínez, un bombero voluntario español para la organización internacional *Bomberos Sin Fronteras*.

Escúchala con atención y contesta a las preguntas escribiendo una X en la casilla correcta.

Habrá una pausa durante la entrevista.

Vas a oír la entrevista dos veces, pero antes tienes unos segundos para leer las preguntas.

26 Alberto se hizo bombero voluntario porque…

A		un amigo se lo recomendó.
B		hubo un incendio donde vivía.
C		quería vivir nuevas aventuras.
D		vio un reportaje en la televisión. [1]

27 Para ser parte de *Bomberos Sin Fronteras*, se necesita…

A		saber inglés.
B		tener menos de 40 años.
C		estar en muy buena forma.
D		ser alto. [1]

28 Para Alberto, lo peor de ser bombero voluntario es que…

A		está separado de su familia.
B		ve sufrir a la gente.
C		hay demasiado trabajo.
D		puede ser muy peligroso. [1]

[PAUSA]

Need a home tutor? Visit smiletutor.sg

29 ¿Cuándo ayuda Alberto como bombero voluntario?

A		los fines de semana
B		siempre que sea necesario
C		durante sus vacaciones
D		un día a la semana [1]

30 Alberto también apoya a *Bomberos Sin Fronteras*…

A		participando en un programa de radio.
B		hablando en colegios.
C		ocupándose de la página web.
D		enseñando a otros voluntarios. [1]

31 Alberto piensa que en España…

A		los jóvenes causan muchos incendios.
B		se cuidan poco los bosques.
C		los bomberos pierden tiempo en la oficina.
D		hay pocos bomberos voluntarios. [1]

[Total: 6]

Need a home tutor? Visit smiletutor.sg

Ejercicio 2 Preguntas 32–40

Vas a oír una entrevista con Julián Díaz, un joven músico.

Escúchala con atención y contesta a las preguntas **en español**.

Habrá dos pausas durante la entrevista.

Vas a oír la entrevista dos veces, pero antes tienes unos segundos para leer las preguntas.

32 ¿Dónde estaba tocando el piano Julián en el vídeo?

.....[1]

33 ¿Cómo reaccionó el amigo de Julián después de leer el artículo?

.....[1]

34 ¿Por qué llamaban a Julián “el joven del piano”?

.....[1]

[PAUSA]

35 ¿Cuál era el sueño de Julián como futbolista?

.....[1]

36 ¿Qué le dijo su abuela a Julián?

.....[1]

37 ¿Por qué puso Julián una foto de la abuela en el piano?

.....[1]

[PAUSA]

38 Según Julián, ¿cuándo tocan música los jóvenes?

.....[1]

39 ¿Para qué sirve la página web de Julián?

.....[1]

40 ¿Con quién va a tocar Julián mañana?

.....[1]

[Total: 9]

Permission to reproduce items where third-party owned material protected by copyright is included has been sought and cleared where possible. Every reasonable effort has been made by the publisher (UCLES) to trace copyright holders, but if any items requiring clearance have unwittingly been included, the publisher will be pleased to make amends at the earliest possible opportunity.

To avoid the issue of disclosure of answer-related information to candidates, all copyright acknowledgements are reproduced online in the Cambridge International Examinations Copyright Acknowledgements Booklet. This is produced for each series of examinations and is freely available to download at www.cie.org.uk after the live examination series.

Cambridge International Examinations is part of the Cambridge Assessment Group. Cambridge Assessment is the brand name of University of Cambridge Local Examinations Syndicate (UCLES), which is itself a department of the University of Cambridge.

Need a home tutor? Visit smiletutor.sg

Cambridge International Examinations
Cambridge International General Certificate of Secondary Education

CANDIDATE NAME									
CENTRE NUMBER						CANDIDATE NUMBER				

7930498722

SPANISH **0530/13**

Paper 1 Listening **May/June 2017**

Approx. 45 minutes

Candidates answer on the Question Paper.

No Additional Materials are required.

READ THESE INSTRUCTIONS FIRST

Write your Centre number, candidate number and name in the spaces at the top of this page.
Write in dark blue or black pen.
Do not use staples, paper clips, glue or correction fluid.
DO **NOT** WRITE IN ANY BARCODES.

Answer **all** questions.

The number of marks is given in brackets [ ] at the end of each question or part question.

The syllabus is approved for use in England, Wales and Northern Ireland as a Cambridge International Level 1/Level 2 Certificate.

This document consists of **11** printed pages and **1** blank page.

© UCLES 2017

CAMBRIDGE International Examinations

Need a home tutor? Visit smiletutor.sg

BLANK PAGE

Need a home tutor? Visit smiletutor.sg

© UCLES 2017

Sección 1

Ejercicio 1 Preguntas 1–8

En esta sección del examen vas a oír una serie de observaciones o diálogos cortos que podrías oír en países donde se habla español.

Para cada pregunta indica tu respuesta escribiendo una X en la casilla correcta.

Vas a oír cada observación o diálogo dos veces.

Vas a cenar con la familia de tu amiga española, Carla.

1 La madre de Carla abre la puerta. Dice:

¿Qué está haciendo Carla?

A	
B	
C	
D	

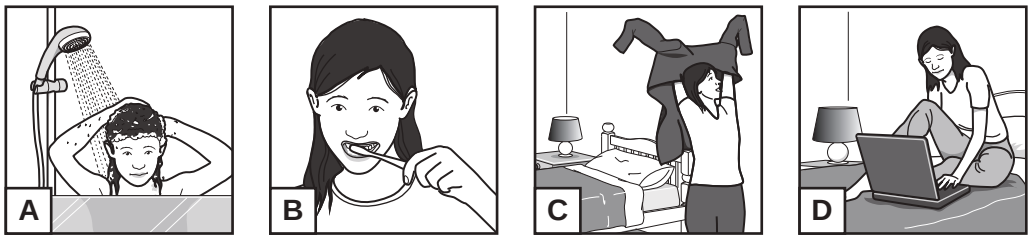

[1]

2 Más tarde, Carla te dice:

¿A quién te presenta Carla?

A	
B	
C	
D	



[1]

Need a home tutor? Visit smiletutor.sg

3 Carla te explica:

¿En qué trabaja el padre de Carla?

A	
B	
C	
D	



[1]

4 Carla te dice:

¿Dónde está el gato?

A	
B	
C	
D	

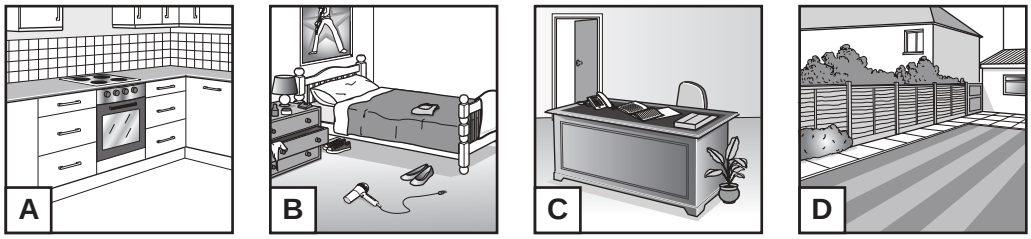

[1]

5 La madre de Carla te dice:

¿Qué vais a comer?

A	
B	
C	
D	

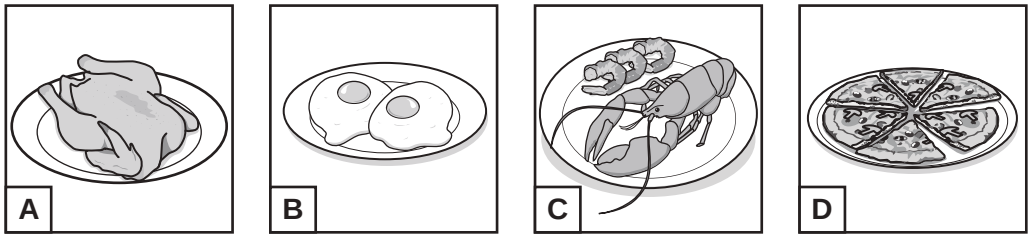

[1]

Need a home tutor? Visit smiletutor.sg

6 Carla te dice:

¿Qué quiere Carla?

A	
B	
C	
D	

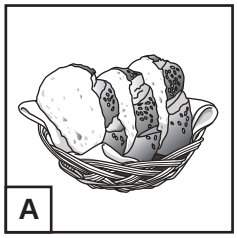

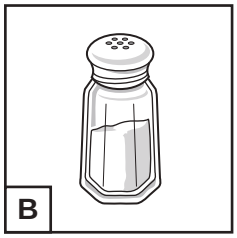



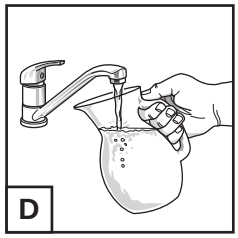

[1]

7 La madre de Carla dice:

¿Dónde dejó la madre de Carla el pastel?

A	
B	
C	
D	



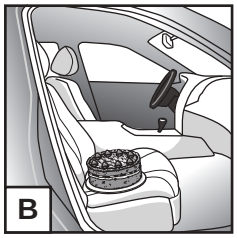

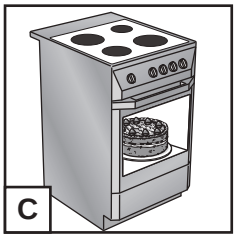



[1]

8 Carla te dice:

¿Qué examen tiene Carla mañana?

A	
B	
C	
D	



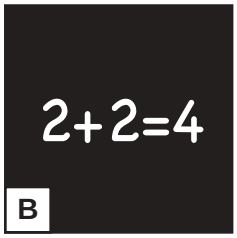



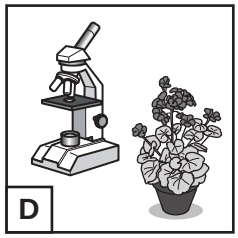

[1]

[Total: 8]

Need a home tutor? Visit smiletutor.sg

Ejercicio 2 Preguntas 9–15

Vas a oír información sobre una visita al ayuntamiento de la ciudad.

Escúchala con atención y completa la ficha **en español**. Habrá una pausa durante la información.

Vas a oír la información dos veces, pero antes tienes unos segundos para leer las preguntas.

Una visita al ayuntamiento

9 Tiempo que dura la visita: ……..…… minutos [1]

10 En el ayuntamiento, está prohibido: *(indica **1** respuesta)*

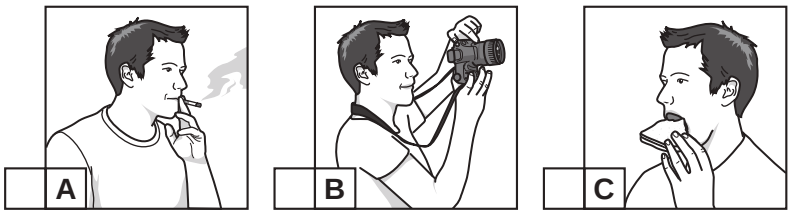

[1]

11 Actividad en la gran sala del ayuntamiento: *(indica **1** respuesta)*

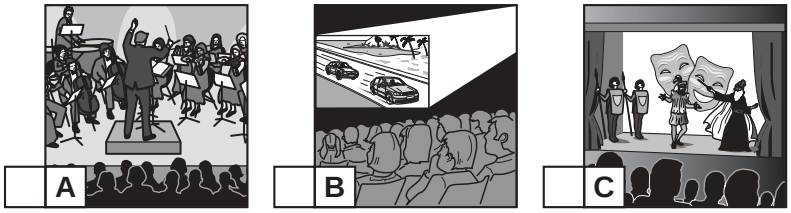

[1]

12 En el primer piso se recomienda mirar: *(indica **1** respuesta)*

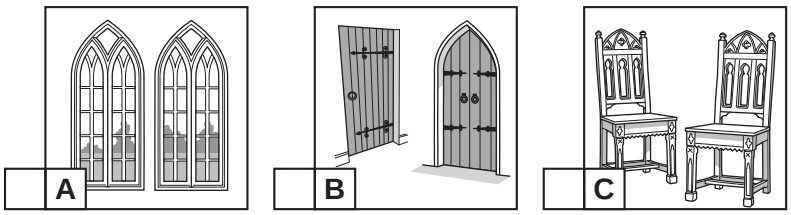

[1]

[PAUSA]

Need a home tutor? Visit smiletutor.sg

13 Desde la torre se ve: *(indica **1** respuesta)*

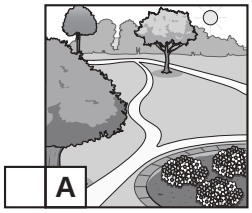
A

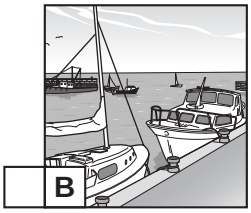
B


C

[1]

14 Color de la bandera de la ciudad: ……..... [1]

15 En la tienda se pueden comprar: *(indica **1** respuesta)*

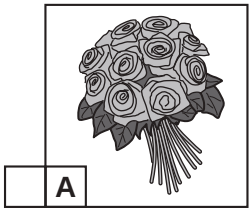
A

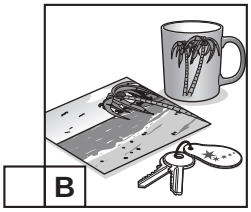
B

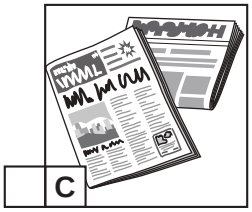
C

[1]

[Total: 7]

Need a home tutor? Visit smiletutor.sg

Sección 2

Ejercicio 1 Pregunta 16

Vas a oír la opinión de cuatro jóvenes sobre los profesores en el instituto. Escucha lo que dicen con atención y escribe una X en la casilla si la afirmación es **Verdad**.

Hay que marcar **solo 6** casillas (XXXXXX).

Vas a oír lo que dicen dos veces, pero antes tienes unos segundos para leer las afirmaciones.

Susana	**VERDAD**
(a) Según Susana, todos sus profesores son antipáticos.	☐
(b) El profesor de música es amable.	☐
(c) En la clase de español, a menudo tienen que trabajar sin hablar.	☐
Tomás	
(d) El profesor de historia es nuevo en el instituto.	☐
(e) A Tomás le interesan las clases de historia.	☐
(f) Tomás tiene que hacer muchos deberes de historia.	☐
Juana	
(g) En primaria, las clases de inglés eran divertidas.	☐
(h) En secundaria, Juana ha mejorado mucho su inglés.	☐
(i) A Juana le falta tiempo para hacer los deberes.	☐
Eduardo	
(j) El profesor de matemáticas es perezoso.	☐
(k) Algunos alumnos se portan mal en la clase de matemáticas.	☐
(l) Los padres de Eduardo lo ayudan con las matemáticas en casa.	☐

[Total: 6]

Need a home tutor? Visit smiletutor.sg

© UCLES 2017

Ejercicio 2 Preguntas 17–25

Vas a oír una entrevista con Jaime, que ha organizado un "Día de la Familia" en su ciudad. Escúchala con atención y contesta a las preguntas. Habrá una pausa durante la entrevista.

Primera parte: Preguntas 17 a 21. En cada frase hay algo que no corresponde a lo que se dice en la entrevista. Escucha la entrevista y escribe la palabra correcta **en español**.

Vas a oír la primera parte de la entrevista dos veces, pero antes tienes unos segundos para leer las preguntas 17 a 21.

17 Jaime organizó el "Día de la Familia" en el ~~***parque***~~ de su ciudad. .....[1]

18 Jaime tuvo la idea después de hablar con un ~~***amigo***~~. .....[1]

19 Como primera actividad, las familias hicieron ~~***ciclismo***~~ juntas. .....[1]

20 A los niños les gustó mucho participar en los juegos ~~***acuáticos***~~. .....[1]

21 El "Día de la Familia" se celebrará cada ~~***primer***~~ domingo de mayo. .....[1]

[PAUSA]

Segunda parte: Preguntas 22 a 25. Vas a oír la segunda parte de la entrevista dos veces. Escúchala y contesta a las preguntas **en español**. Tienes unos segundos para leer las preguntas.

22 ¿Qué tenían que traer las familias?

.....[1]

23 ¿Por qué a los padres les gustó el "Día de la Familia"?

.....[1]

24 ¿Cómo se sintió Jaime al final del día?

.....[1]

25 ¿Cómo intentará Jaime atraer a más adolescentes el año que viene?

.....[1]

[Total: 9]

Need a home tutor? Visit smiletutor.sg

Sección 3

Ejercicio 1 Preguntas 26–31

Vas a oír una entrevista con Roberto de Puerto Rico, que a la edad de 28 años, acaba de empezar a estudiar en la universidad.

Escúchala con atención y contesta a las preguntas escribiendo una X en la casilla correcta.

Habrá una pausa durante la entrevista.

Vas a oír la entrevista dos veces, pero antes tienes unos segundos para leer las preguntas.

26 En el instituto, Roberto…

A		se aburría en ciertas asignaturas.
B		estudiaba poco en casa.
C		no escuchaba los consejos de sus profesores.
D		no sacaba buenas notas en los exámenes. [1]

27 La decisión de Roberto de no continuar los estudios en la universidad…

A		les enfadó a sus padres.
B		les daba igual a sus padres.
C		les sorprendió a sus padres.
D		les encantó a sus padres. [1]

28 Cuando iba a volver a la universidad, a Roberto le preocupaba la idea de…

A		estar con gente más joven.
B		perder a sus amigos.
C		tener que leer mucho.
D		dejar un trabajo seguro. [1]

[PAUSA]

Need a home tutor? Visit smiletutor.sg

29 Para Roberto, lo mejor del proyecto de la universidad fue…

A		el programa de estudios en línea.
B		la reunión con estudiantes.
C		la información sobre las asignaturas.
D		la oportunidad de hacer preguntas. [1]

30 Según Roberto, los adultos que piensan volver a los estudios…

A		solo lo podrán hacer con una beca.
B		no tendrán tiempo para un empleo.
C		necesitarán organizar bien su tiempo.
D		no estarán entre los mejores de la clase. [1]

31 Roberto quiere que en el futuro…

A		abran más hoteles en Puerto Rico.
B		los jóvenes sean más ambiciosos.
C		vengan más turistas a su país.
D		las universidades ofrezcan cursos más largos. [1]

[Total: 6]

Need a home tutor? Visit smiletutor.sg

Ejercicio 2 Preguntas 32–40



Vas a oír una entrevista con Pedro, que habla sobre su amor por la pesca.

Escúchala con atención y contesta a las preguntas **en español**.

Habrá dos pausas durante la entrevista.

Vas a oír la entrevista dos veces, pero antes tienes unos segundos para leer las preguntas.

32 Según Pedro, ¿para qué es buena la pesca?

.....[1]

33 ¿Cómo describe Pedro la pesca cuando no se saca ningún pescado?

.....[1]

34 ¿Con qué pescaba Pedro de niño?

.....[1]

[PAUSA]

35 ¿Qué le pasaba a Pedro cuando se mojaba?

.....[1]

36 ¿Qué quiere olvidar Pedro cuando va de pesca a los lagos?

.....[1]

37 ¿Por qué estuvo Pedro en peligro en la isla?

.....[1]

[PAUSA]

38 ¿Qué escucha Pedro cuando está pescando?

.....[1]

39 Según Pedro, ¿qué es esencial para un pescador?

.....[1]

40 ¿Por qué Pedro prefiere pescar en zonas montañosas?

.....[1]

[Total: 9]

Permission to reproduce items where third-party owned material protected by copyright is included has been sought and cleared where possible. Every reasonable effort has been made by the publisher (UCLES) to trace copyright holders, but if any items requiring clearance have unwittingly been included, the publisher will be pleased to make amends at the earliest possible opportunity.

To avoid the issue of disclosure of answer-related information to candidates, all copyright acknowledgements are reproduced online in the Cambridge International Examinations Copyright Acknowledgements Booklet. This is produced for each series of examinations and is freely available to download at www.cie.org.uk after the live examination series.

Cambridge International Examinations is part of the Cambridge Assessment Group. Cambridge Assessment is the brand name of University of Cambridge Local Examinations Syndicate (UCLES), which is itself a department of the University of Cambridge.

Need a home tutor? Visit smiletutor.sg

Cambridge International Examinations
Cambridge International General Certificate of Secondary Education

CANDIDATE NAME									
CENTRE NUMBER						CANDIDATE NUMBER				

2219580914

SPANISH **0530/21**

Paper 2 Reading **May/June 2017**

1 hour

Candidates answer on the Question Paper.

No Additional Materials are required.

READ THESE INSTRUCTIONS FIRST

Write your Centre number, candidate number and name in the spaces at the top of this page.
Write in dark blue or black pen.
Do not use staples, paper clips, glue or correction fluid.
DO **NOT** WRITE IN ANY BARCODES.

Answer **all** questions.

The number of marks is given in brackets [ ] at the end of each question or part question.

The syllabus is approved for use in England, Wales and Northern Ireland as a Cambridge International Level 1/Level 2 Certificate.

This document consists of **14** printed pages and **2** blank pages.

DC (RW/SG) 132024/2
© UCLES 2017

CAMBRIDGE International Examinations

[Turn over

Need a home tutor? Visit smiletutor.sg

BLANK PAGE

Need a home tutor? Visit smiletutor.sg

© UCLES 2017

Sección 1

Ejercicio 1 Preguntas 1–5

Para cada pregunta indica tu respuesta escribiendo una X en la casilla correcta.

1 Tu amigo te manda un mensaje:

¿Vienes conmigo a la cafetería?

¿Adónde va tu amigo?

A	
B	
C	
D	



[1]

2 Lees en una revista:

Vendo piano nuevo.

¿Qué instrumento se vende?

A	
B	
C	
D	

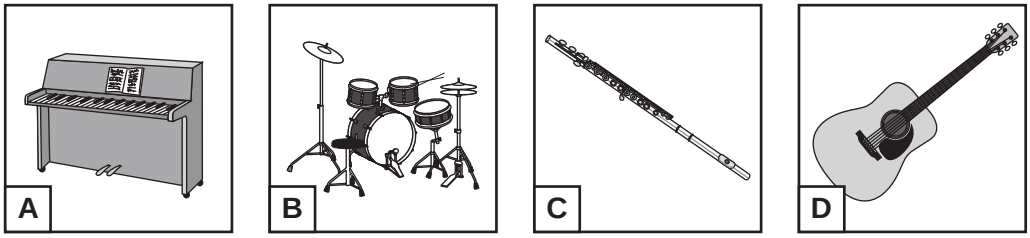

[1]

Need a home tutor? Visit smiletutor.sg

3 Lees este anuncio en el periódico:

Se necesita carnicero.

¿Qué trabajo anuncian?

A	
B	
C	
D	









[1]

4 Tu amiga te manda un e-mail:

Necesitas llevar regalos a la fiesta.

¿Qué necesitas llevar a la fiesta?

A	
B	
C	
D	

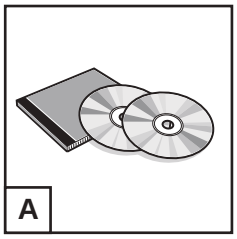

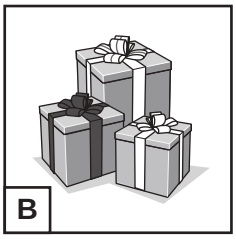



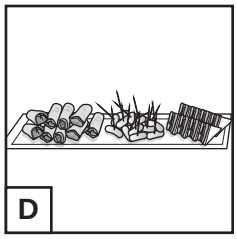

[1]

5 En tu horario del instituto ves que tu primera clase es:

ciencias

¿Cuál es tu primera clase?

A	
B	
C	
D	

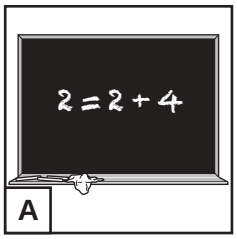



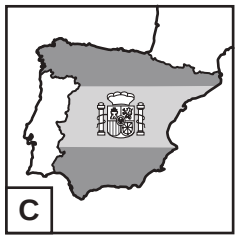



[1]

[Total: 5]

Need a home tutor? Visit smiletutor.sg

Ejercicio 2 Preguntas 6–10

Mira los dibujos.



Indica tu respuesta, colocando A, B, C, D, E o F en la casilla que corresponda.

6 Luis: “Me gustaría alojarme en un apartamento.” [1]

7 Ana: “Prefiero ir a un camping.” [1]

8 Jaime: “Quiero alquilar una casa en el campo.” [1]

9 Paco: “Necesito quedarme en un albergue juvenil.” [1]

10 María: “Para mí, un hotel de cinco estrellas es perfecto.” [1]

[Total: 5]

Need a home tutor? Visit smiletutor.sg

Ejercicio 3 Preguntas 11–15

Lee este texto con atención. Para cada pregunta indica tu respuesta escribiendo una X en la casilla correcta.

Comentario personal: Mi novia

Nos habla **Ricardo…**

Mi novia se llama Elena. Es rubia, aunque su padre y su madre son morenos. Lo único que no me gusta es que es muy alta… ¡es más alta que yo!

Me encanta el carácter de Elena porque cuando salimos con mis amigos, todos nos reímos mucho y nos divertimos. ¡Es el amor de mi vida!

Además, mi familia quiere a Elena mucho, aunque mi hermana Lucía, como vive en el extranjero todo el año, no la conoce. Sin embargo, el verano próximo va a volver por vacaciones. ¡Qué bien!

11 Elena tiene el pelo…

A		rubio.
B		moreno.
C		castaño. [1]

12 Elena es…

A		menos alta que Ricardo.
B		más alta que Ricardo.
C		tan alta como Ricardo. [1]

Need a home tutor? Visit smiletutor.sg

© UCLES 2017

13 Elena, Ricardo y los amigos…

A	☐	lo pasan bien.
B	☐	se pelean.
C	☐	son tímidos. [1]

14 La hermana de Ricardo vive…

A	☐	en casa de sus padres.
B	☐	en otro país.
C	☐	en el mismo pueblo. [1]

15 Ricardo va a ver a su hermana…

A	☐	mañana.
B	☐	la semana próxima.
C	☐	el verano que viene. [1]

[Total: 5]

Need a home tutor? Visit smiletutor.sg

Sección 2

Ejercicio 1 Preguntas 16–20

Lee este anuncio.

Fiesta de Fin de Año

- ¡Ven a nuestra fiesta de Nochevieja! Si quieres venir, necesitarás pagar la entrada de la fiesta en la recepción del teatro. Se aceptarán tarjetas de crédito.
- La fiesta comenzará a las 10 de la noche y los invitados podrán comer unas tapas típicas.
- Estará prohibido llevar vaqueros o ropa deportiva; hay que ir muy elegante. Los hombres deben llevar corbata.
- Los invitados que son vegetarianos deben decirlo por correo electrónico una semana antes.
- La fiesta terminará a las dos de la mañana. Los taxis llegarán rápidamente para recoger a los invitados.

Completa cada frase con una palabra de la lista.

calientes	comprar	dar	e-mail
formal	frecuentemente	inmediatamente	negra
teléfono	tradicionales		

16 Es necesario ..... la entrada en la recepción del teatro. [1]

17 Las tapas serán ..... . [1]

18 Los invitados tienen que ir con ropa ..... . [1]

19 Hay que reservar el menú vegetariano por ..... . [1]

20 Después de la fiesta, los taxis llegarán ..... . [1]

[Total: 5]

Need a home tutor? Visit smiletutor.sg

Dar la vuelta para el Ejercicio 2.

Need a home tutor? Visit smiletutor.sg

Ejercicio 2 Preguntas 21–30

Lee este e-mail y contesta a las preguntas **en español**.

Hola Paula:

¿Qué tal todo? Espero que estés bien. Como tú fuiste parte de un proyecto medioambiental el año pasado, he pensado que podrías aconsejarme.

Estoy pensando en ir a reunirme con el alcalde, ya que el cuidado del pueblo es terrible. En este momento no hay suficientes basureros y, por el calor que está haciendo, la basura huele fatal.

Lo que más me enfada es cómo está el parque. De hecho, hace tres meses que no lo limpian. Ya que hay bolsas de plástico, cigarrillos y comida en el suelo, los padres no pueden llevar a sus niños a jugar.

Además, la mayoría de los semáforos en el pueblo no funcionan así que es muy peligroso cruzar la calle.

Todo el mundo piensa que el pueblo está fatal y por eso estoy muy triste. He hablado con mis padres sobre qué hacer y ellos tienen diferentes opiniones. Mi padre dice que no debo quejarme al Ayuntamiento porque no sirve de nada. Por el contrario, mi madre es optimista y me desea mucha suerte.

A mí me importa tanto este problema que no puedo prestar atención en clase. Por eso quiero intentar solucionarlo, aunque no sé cómo.

¿Qué piensas que puedo hacer?

Un abrazo,
Rosa

Need a home tutor? Visit smiletutor.sg

© UCLES 2017

21 ¿En qué tipo de proyecto participó Paula el año pasado?

.....[1]

22 ¿A quién quiere ver Rosa?

.....[1]

23 ¿Qué está pasando por las altas temperaturas?

.....[1]

24 ¿Cuándo fue la última vez que limpiaron el parque?

.....[1]

25 ¿Cómo afecta a los padres la falta de limpieza del parque?

.....[1]

26 ¿Cuál es el problema con los semáforos?

.....[1]

27 ¿Cómo se siente Rosa?

.....[1]

28 Según su padre, ¿por qué no debería Rosa hacer una queja?

.....[1]

29 ¿Cómo describe Rosa a su madre?

.....[1]

30 ¿Qué problema tiene Rosa en el colegio?

.....[1]

[Total: 10]

Need a home tutor? Visit smiletutor.sg

Sección 3

Ejercicio 1 Preguntas 31–35

Lee este artículo e indica si las afirmaciones que siguen son verdaderas o falsas. **Si son FALSAS, escribe una frase en español para corregirlas.**

ATENCIÓN: hay 2 afirmaciones que son **VERDADERAS** y 3 afirmaciones que son **FALSAS**.

La viajera del mundo

Luisa Pérez es una viajera a tiempo completo: ha dado cinco vueltas alrededor del mundo, incluyendo casi 150 países y más de 1.000 ciudades. A los 16 años decidió cambiar la mochila del colegio por la de viaje y lleva 35 años viajando sin parar. Todo ello se cuenta en sus 23 libros publicados.

Hola Luisa. ¿Qué le animó a viajar por el mundo?

De pequeña no se me daba bien estudiar y pasaba los días peleándome con mis padres así que se puede decir que no era feliz. Siempre había tenido un gran deseo de conocer el mundo y buscar respuestas a todas las preguntas que mis padres no podían contestar.

¿Qué es lo mejor que le ha pasado durante sus viajes?

He disfrutado de las culturas de todas partes del mundo pero las costumbres más interesantes las encontré en países asiáticos. Únicamente éstos me dieron otros conocimientos y me hicieron una mejor persona.

Supongo que habrá comido todo tipo de comida pero ¿qué es lo más raro que ha probado?

Una vez cuando estaba en América del Sur me perdí en la selva con tres compañeros de viaje. Después de unos días llegamos a un pueblo donde los habitantes eran muy amables. Nos ofrecieron un plato hecho con insectos. Fue una experiencia interesante porque, aunque tenía miedo de comerlo, ¡me encantó el sabor!

¿Cómo se paga los viajes?

En los primeros años fui a países desarrollados y trabajé dando clases de español y limpiando, así que ahorré un poco de dinero. Sin embargo, después de escribir mi primer libro, pude continuar viajando unos meses mientras escribía el segundo. Desde entonces he continuado así, viajando y escribiendo. No necesito mucho dinero porque he aprendido a vivir de forma barata.

Need a home tutor? Visit smiletutor.sg

© UCLES 2017

Ejemplo:	**VERDADERO**	**FALSO**
Luisa Pérez viaja solamente durante las vacaciones.	☐	☒

Luisa Pérez es una viajera a tiempo completo.

		VERDADERO	**FALSO**
31	Luisa ha viajado durante 16 años.	☐	☐

		VERDADERO	**FALSO**
32	Cuando era niña, Luisa se llevaba mal con sus padres.	☐	☐

		VERDADERO	**FALSO**
33	Todos los países han cambiado a Luisa para mejor.	☐	☐

		VERDADERO	**FALSO**
34	Luisa estudió insectos en la selva.	☐	☐

		VERDADERO	**FALSO**
35	Ahora Luisa vive del dinero que gana de sus libros.	☐	☐

[Total: 8]

Need a home tutor? Visit smiletutor.sg

© UCLES 2017

[Turn over

Ejercicio 2 Preguntas 36–42

Lee este artículo y contesta a las preguntas **en español**.

‘Árboles adoptados’



Todos sabemos lo importante que es cuidar el medio ambiente pero esta nueva forma de hacerlo te sorprenderá. Alberto Ortiz es un trabajador del campo que cultiva frutas en un pequeño pueblo de Argentina. Dice: “Con el descenso económico, el precio de la fruta había bajado tanto que nunca conseguía pagar todos los gastos. Todos los agricultores nos hemos visto muy afectados. Sobre todo yo no quería perder mis árboles y casi no dormía pensando en esto.”

Por eso Alberto comenzó un proyecto que ofrece al público la oportunidad de alquilar sus árboles frutales. Explica Alberto: “Ya que la gente que participa en el proyecto tiene que cuidar al árbol como a un niño, al final lo llamé ‘Árboles adoptados’.”

Continúa Alberto: “La persona que adopta al árbol puede escoger qué árbol prefiere (un limonero, un naranjo, un manzano, por ejemplo). Sin embargo, ahora mismo me quedan pocos árboles que dan naranjas: mucha gente ya los ha elegido porque quiere hacer mermelada. Una vez elegido el árbol, hay que pagar 600 pesos por año a cambio de 15 kilos de la fruta del árbol. La persona que alquila el árbol debe recoger la fruta una vez que esté lista.”

Dice Alberto: “Puede que esto sea extraño, pero la gran mayoría de los participantes son niños pequeños de ciudad. Ya que jamás han visto el campo, ¡piensan que la fruta sale de las cajas del supermercado! Así, sus padres les hacen un regalo educativo. Tanto los padres como los niños están satisfechos porque saben que están ayudando a agricultores como yo que dedicamos toda nuestra vida al campo. Además conocen la agricultura tradicional de manera más cercana.”

Need a home tutor? Visit smiletutor.sg

© UCLES 2017

36 Después del cambio económico, ¿qué era imposible para Alberto?

.....[1]

37 ¿De qué tenía miedo Alberto?

.....[1]

38 ¿Cómo deben cuidar al árbol los que participan en el proyecto?

.....[1]

39 ¿Por qué los árboles que dan naranjas son tan populares?

.....[1]

40 ¿Cuándo se recoge la fruta?

.....[1]

41 ¿Por qué muchos niños no saben de dónde viene la fruta del supermercado?

.....[1]

42 ¿Cómo se sienten los padres y niños después de ayudar a Alberto?

.....[1]

[Total: 7]

Need a home tutor? Visit smiletutor.sg

BLANK PAGE

Permission to reproduce items where third-party owned material protected by copyright is included has been sought and cleared where possible. Every reasonable effort has been made by the publisher (UCLES) to trace copyright holders, but if any items requiring clearance have unwittingly been included, the publisher will be pleased to make amends at the earliest possible opportunity.

To avoid the issue of disclosure of answer-related information to candidates, all copyright acknowledgements are reproduced online in the Cambridge International Examinations Copyright Acknowledgements Booklet. This is produced for each series of examinations and is freely available to download at www.cie.org.uk after the live examination series.

Cambridge International Examinations is part of the Cambridge Assessment Group. Cambridge Assessment is the brand name of University of Cambridge Local Examinations Syndicate (UCLES), which is itself a department of the University of Cambridge.

Need a home tutor? Visit smiletutor.sg

Cambridge IGCSE

Cambridge International Examinations
Cambridge International General Certificate of Secondary Education

CANDIDATE NAME									
CENTRE NUMBER						CANDIDATE NUMBER				

8629962826

SPANISH **0530/22**

Paper 2 Reading **May/June 2017**

1 hour

Candidates answer on the Question Paper.

No Additional Materials are required.

READ THESE INSTRUCTIONS FIRST

Write your Centre number, candidate number and name in the spaces at the top of this page.
Write in dark blue or black pen.
Do not use staples, paper clips, glue or correction fluid.
DO **NOT** WRITE IN ANY BARCODES.

Answer **all** questions.

The number of marks is given in brackets [ ] at the end of each question or part question.

The syllabus is approved for use in England, Wales and Northern Ireland as a Cambridge International Level 1/Level 2 Certificate.

This document consists of **14** printed pages and **2** blank pages.

DC (ST/FD) 132025/3
© UCLES 2017

CAMBRIDGE International Examinations

[Turn over

Need a home tutor? Visit smiletutor.sg

BLANK PAGE

Need a home tutor? Visit smiletutor.sg

© UCLES 2017

Sección 1

Ejercicio 1 Preguntas 1–5

Para cada pregunta indica tu respuesta escribiendo una X en la casilla correcta.

1 Tu amigo te manda un mensaje:

> ¿Vienes conmigo a la discoteca?

¿Adónde va tu amigo?

A	
B	
C	
D	



[1]

2 Lees en una revista:

> Vendo guitarra nueva.

¿Qué instrumento se vende?

A	
B	
C	
D	

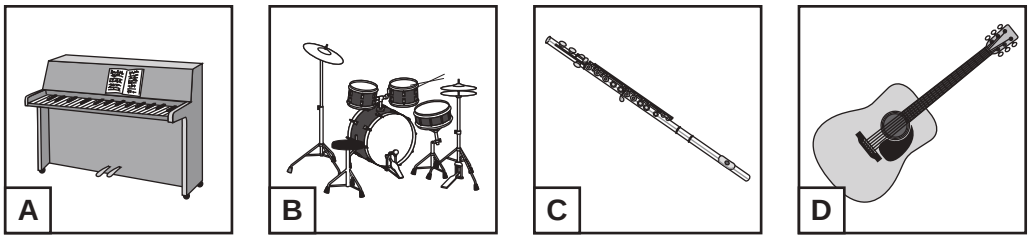

[1]

Need a home tutor? Visit smiletutor.sg

3 Lees este anuncio en el periódico:

Se necesita camarero.

¿Qué trabajo anuncian?

A	
B	
C	
D	

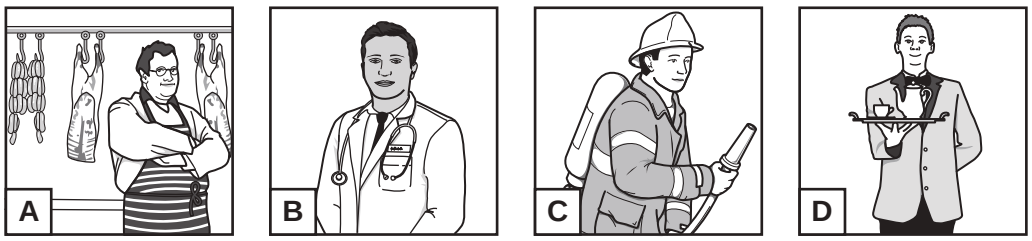

[1]

4 Tu amiga te manda un e-mail:

Necesitas llevar bebida a la fiesta.

¿Qué necesitas llevar a la fiesta?

A	
B	
C	
D	

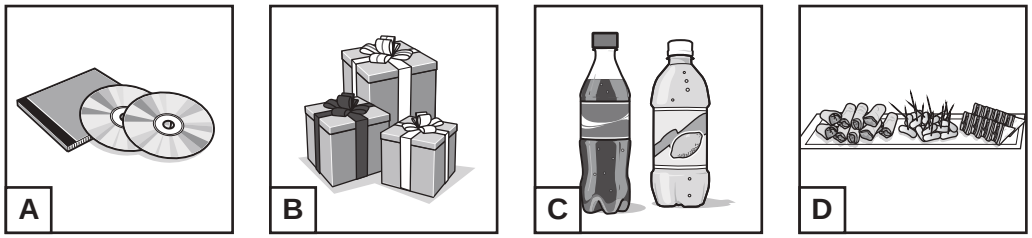

[1]

5 En tu horario del instituto ves que tu primera clase es:

matemáticas

¿Cuál es tu primera clase?

A	
B	
C	
D	

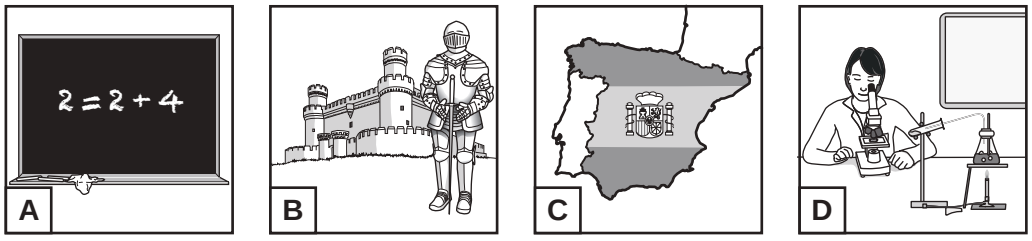

[1]

[Total: 5]

Need a home tutor? Visit smiletutor.sg

Ejercicio 2 Preguntas 6–10

Mira los dibujos.

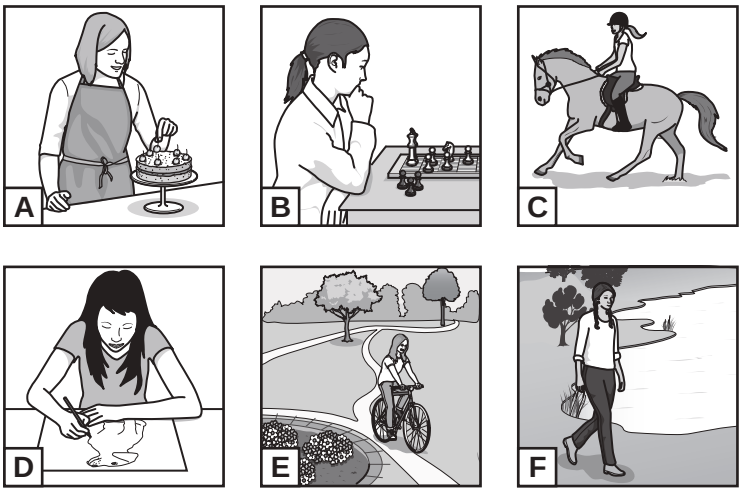

Indica tu respuesta, colocando A, B, C, D, E o F en la casilla que corresponda.

6 Paula: “Me gusta montar a caballo.” ☐ [1]

7 Nuria: “Juego al ajedrez en mi tiempo libre.” ☐ [1]

8 Cristina: “¿Mi pasatiempo favorito? Dibujar con mis lápices.” ☐ [1]

9 Daniela: “Voy a caminar cerca del lago los domingos.” ☐ [1]

10 Miriam: “Me encanta cocinar para la familia.” ☐ [1]

[Total: 5]

Need a home tutor? Visit smiletutor.sg

© UCLES 2017

[Turn over

Ejercicio 3 Preguntas 11–15

Lee este texto con atención. Para cada pregunta indica tu respuesta escribiendo una X en la casilla correcta.

Comentario personal: Mi vida

Nos habla **Eduardo**…

¡Hola! Soy actor. Esta profesión no es nada aburrida porque siempre hago cosas diferentes.

Normalmente hago películas y a veces programas de televisión. Nunca he trabajado en el teatro pero me encanta ir a ver espectáculos allí.

Tengo una vida bastante normal. Me levanto temprano, y me gusta ir a correr antes de desayunar. También voy a clases de idiomas porque me gustaría trabajar en películas de otros países.

Este año no he viajado pero en dos meses voy a ir de vacaciones a la playa con amigos.

11 Eduardo cree que ser actor es…

A		complicado.
B		útil.
C		interesante.

[1]

12 A Eduardo le gusta…

A		ver la televisión.
B		visitar museos.
C		ir al teatro.

[1]

Need a home tutor? Visit smiletutor.sg

© UCLES 2017

13 Por las mañanas, Eduardo…

A	☐	va a una cafetería.
B	☐	hace ejercicio.
C	☐	limpia la casa.

[1]

14 Eduardo estudia…

A	☐	lenguas extranjeras.
B	☐	historia del cine.
C	☐	geografía de otros países.

[1]

15 Eduardo va a ir de vacaciones…

A	☐	en un año.
B	☐	en dos meses.
C	☐	la semana próxima.

[1]

[Total: 5]

Need a home tutor? Visit smiletutor.sg

Sección 2

Ejercicio 1 Preguntas 16–20

Lee este anuncio.

Festival de Surf

- Del 28 de julio al 2 de agosto se celebra el Festival de Surf en la playa. Este festival se organiza desde hace 10 años en este pueblo.
- Hay un concurso de surf con deportistas conocidos por todo el mundo. También se puede asistir a conferencias, o hacer cursos de deportes acuáticos con profesores del pueblo.
- Como no hay hotel, en el camping hay tiendas para alojarse que se pueden alquilar durante el festival.
- Habrá muchísima gente por las calles. Para evitar accidentes, solo se permitirá ir a pie o en bicicleta por el pueblo.
- Normalmente el tiempo es caluroso pero puede llover por las tardes. Recomendamos traer un impermeable.

Completa cada frase con una palabra de la lista.

bicicleta	camping	competir	empieza
enseñar	hotel	lluvia	moto
niebla	termina		

16 El festival ..... en julio. [1]

17 Deportistas famosos van a ..... . [1]

18 En el festival, se puede dormir en un ..... . [1]

19 Estará prohibido ir en ..... por el pueblo. [1]

20 A veces hay ..... durante el festival. [1]

[Total: 5]

Need a home tutor? Visit smiletutor.sg

© UCLES 2017

Dar la vuelta para el Ejercicio 2.

Need a home tutor? Visit smiletutor.sg

Ejercicio 2 Preguntas 21–30

Lee este e-mail de Manuela y la respuesta de Óscar y contesta a las preguntas **en español**.

Manuela escribe:

¡Hola, primo!

Te escribo para contarte sobre la fiesta de ayer para celebrar los 50 años de la boda de los abuelos. Fuimos todos a un restaurante y estuvo genial.

Como sabes, toda la familia preparó la fiesta, excepto los abuelos, claro. Los abuelos llegaron al restaurante, como hacen todos los domingos, pensando que estarían solos. Cuando vieron a toda la familia esperándoles allí, no sabían qué decir.

Después de la comida (la más rica que he probado), empezó la música y los abuelos no pararon de bailar en toda la tarde. Al final, les dimos el regalo: un viaje en barco por el Caribe. La abuela estaba feliz. El abuelo no dijo mucho; ya sabes que es bastante callado pero ayer parecía muy emocionado.

¡Te echamos de menos!

Un abrazo,
Manuela

Óscar responde:

¡Hola, prima!

Gracias por escribir. Me sentí fatal por no estar en la fiesta, pero se cancelaron los trenes y por eso no pude ir.

Por favor, mándame fotos de la fiesta y cuando nos veamos me puedes contar más detalles. Ahora estoy en la oficina pero esta noche intentaré llamar a los abuelos.

Un abrazo,
Óscar

Need a home tutor? Visit smiletutor.sg

© UCLES 2017

21 ¿Qué celebraron en la fiesta de los abuelos?

.....[1]

22 ¿Quién organizó la fiesta?

.....[1]

23 ¿Adónde van normalmente los abuelos los fines de semana?

.....[1]

24 ¿Cuál fue la reacción de los abuelos al llegar a la fiesta?

.....[1]

25 ¿Qué hicieron los abuelos en la fiesta después de comer?

.....[1]

26 ¿Qué tipo de vacaciones van a tener los abuelos?

.....[1]

27 ¿Cómo es el abuelo normalmente?

.....[1]

28 ¿Por qué Óscar no pudo asistir a la fiesta?

.....[1]

29 ¿Qué tiene que enviar Manuela a Óscar?

.....[1]

30 ¿Cuándo quiere hablar Óscar con los abuelos?

.....[1]

[Total: 10]

Need a home tutor? Visit smiletutor.sg

Sección 3

Ejercicio 1 Preguntas 31–35

Lee este artículo e indica si las afirmaciones que siguen son verdaderas o falsas. **Si son FALSAS, escribe una frase en español para corregirlas.**

ATENCIÓN: hay 2 afirmaciones que son **VERDADERAS** y 3 afirmaciones que son **FALSAS**.

Los vídeos de Alejandra

Alejandra es una joven colombiana que se ha hecho muy famosa entre los estudiantes de todo el mundo hispanohablante gracias a Internet.

Alejandra, ¿qué es lo que haces exactamente?

Subo vídeos a mi página web en los que hablo de los libros que voy leyendo. Por la red hay un montón de vídeos serios, que hablan de temas profundos; en cambio, los míos son bastante graciosos, como yo.

¿De qué hablas en tus vídeos?

Los libros de los que he hablado hasta ahora son novelas porque es lo que más estudiamos en clase. Menciono de qué tratan las historias, quiénes son los personajes principales y cosas así. A veces mis compañeros me piden participar para poder dar sus opiniones también, pero hasta ahora mi decisión siempre ha sido aparecer yo sola.

¿Ganas dinero con los vídeos?

No empecé esto por dinero, ni pensaba que se podía ganar nada subiendo vídeos a la red. Sin embargo, poco a poco compañías de publicidad comenzaron a llamar ofreciéndome pequeñas cantidades por anunciar sus productos en mi página. Y por supuesto yo acepté.

¿Qué es lo que más y lo que menos te gusta de lo que haces?

Algunas personas me piden que haga vídeos de ciertos libros que les parecen buenos y me siento mal cuando les tengo que decir que no, que yo decido lo que hago. Por otro lado, es maravilloso cuando me escriben diciéndome que después de ver mis vídeos han empezado a leer otro tipo de libros que nunca habrían elegido.

Para terminar, ¿tienes un libro preferido?

Aunque pueda sorprender, el libro que leo una y otra vez tiene más de seis siglos. Muchas personas piensan que, como llevo ropa muy moderna y tengo el pelo de colores, mi libro favorito debe de ser sobre ciencia ficción o algo así, pero se equivocan.

Need a home tutor? Visit smiletutor.sg

© UCLES 2017

Ejemplo:

	VERDADERO	FALSO
Estudiantes de todos los países del mundo conocen a Alejandra.	☐	☒

Estudiantes de todo el mundo hispanohablante conocen a Alejandra.

.....

	VERDADERO	FALSO
31 Los vídeos de Alejandra son serios.	☐	☐

.....

	VERDADERO	FALSO
32 En los vídeos de Alejandra se ve a sus amigos.	☐	☐

.....

	VERDADERO	FALSO
33 Alejandra recibe dinero por incluir anuncios en su página web.	☐	☐

.....

	VERDADERO	FALSO
34 El público recomienda libros para los vídeos de Alejandra.	☐	☐

.....

	VERDADERO	FALSO
35 El libro preferido de Alejandra es una novela moderna.	☐	☐

.....

[Total: 8]

Need a home tutor? Visit smiletutor.sg

Ejercicio 2 Preguntas 36–42

Lee este artículo y contesta a las preguntas **en español**.

De la ciudad al campo

Sara Márquez ha dejado la vida en la ciudad por el campo. Esta joven española estudiaba historia en la universidad a la vez que estaba empleada como dependienta en una tienda de ropa. Un día, decidió cambiar su vida por completo. Cambió su sueño de ser profesora por el de agricultora.

Sara cuenta: “Mi tía, que vive en el campo, se puso enferma hace dos años. Fui a cuidarla durante mis vacaciones y me gustó tanto el lugar que decidí mudarme. Vi que vendían una casita y un terreno y, con mi dinero ahorrado, compré ambas cosas. Al principio iba allí los fines de semana con amigos; a mí me gustaba descansar, aunque ellos preferían hacer senderismo. Después planté verduras que regalaba a la familia y conocidos. Un vecino dijo que los míos eran los mejores tomates que había probado y aconsejó a todos los del pueblo que los probaran. El dueño de la tienda del pueblo los comenzó a comprar y entonces me di cuenta de que podría ser un buen negocio.”

Las cosas no fueron fáciles al principio. A los padres de Sara les parecía que debería continuar los estudios. Sus amigos estaban convencidos de que no aguantaría mucho tiempo viviendo sin los lujos de la ciudad. Para Sara, lo peor es tener que salir tanto del pueblo. “No me molesta que no tengamos aquí centro de salud, Correos ni otros servicios públicos aparte de la pequeña tienda. Sin embargo, si quiero ir a uno de esos sitios, sin coche no puedo. Es esencial tenerlo aunque gaste mucho en gasolina,” explica Sara. De todas formas, aunque solo lleva un año dedicándose al campo a tiempo completo y a veces es duro, está encantada con su vida actual.

Need a home tutor? Visit smiletutor.sg

© UCLES 2017

36 ¿Cuál era el trabajo de Sara cuando vivía en la ciudad?

.....[1]

37 ¿Qué problema tuvo la tía de Sara?

.....[1]

38 Aparte de un lugar para vivir, ¿qué compró Sara en el pueblo?

.....[1]

39 ¿Por qué no hacía Sara senderismo con sus amigos?

.....[1]

40 ¿Por qué recomendó un vecino comer los tomates de Sara?

.....[1]

41 Según sus amigos, ¿qué echaría de menos Sara viviendo en el pueblo?

.....[1]

42 Para Sara, ¿qué es necesario tener si se vive en el pueblo?

.....[1]

[Total: 7]

Need a home tutor? Visit smiletutor.sg

BLANK PAGE

Permission to reproduce items where third-party owned material protected by copyright is included has been sought and cleared where possible. Every reasonable effort has been made by the publisher (UCLES) to trace copyright holders, but if any items requiring clearance have unwittingly been included, the publisher will be pleased to make amends at the earliest possible opportunity.

To avoid the issue of disclosure of answer-related information to candidates, all copyright acknowledgements are reproduced online in the Cambridge International Examinations Copyright Acknowledgements Booklet. This is produced for each series of examinations and is freely available to download at www.cie.org.uk after the live examination series.

Cambridge International Examinations is part of the Cambridge Assessment Group. Cambridge Assessment is the brand name of University of Cambridge Local Examinations Syndicate (UCLES), which is itself a department of the University of Cambridge.

Need a home tutor? Visit smiletutor.sg

Cambridge IGCSE

Cambridge International Examinations
Cambridge International General Certificate of Secondary Education

CANDIDATE NAME									
CENTRE NUMBER						CANDIDATE NUMBER				

7799513660

SPANISH **0530/23**

Paper 2 Reading **May/June 2017**

1 hour

Candidates answer on the Question Paper.

No Additional Materials are required.

READ THESE INSTRUCTIONS FIRST

Write your Centre number, candidate number and name in the spaces at the top of this page.
Write in dark blue or black pen.
Do not use staples, paper clips, glue or correction fluid.
DO **NOT** WRITE IN ANY BARCODES.

Answer **all** questions.

The number of marks is given in brackets [ ] at the end of each question or part question.

The syllabus is approved for use in England, Wales and Northern Ireland as a Cambridge International Level 1/Level 2 Certificate.

This document consists of **14** printed pages and **2** blank pages.

DC (NH/SG) 132027/3
© UCLES 2017

CAMBRIDGE International Examinations

[Turn over

Need a home tutor? Visit smiletutor.sg

BLANK PAGE

Need a home tutor? Visit smiletutor.sg

© UCLES 2017

Sección 1

Ejercicio 1 Preguntas 1–5

Para cada pregunta indica tu respuesta escribiendo una X en la casilla correcta.

1 Tu amigo te manda un mensaje:

¿Vienes conmigo a la biblioteca?

¿Adónde va tu amigo?

A	
B	
C	
D	









[1]

2 Lees en una revista:

Vendo batería nueva.

¿Qué instrumento se vende?

A	
B	
C	
D	

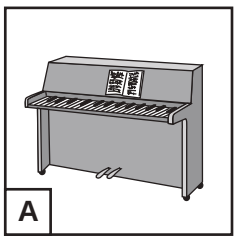



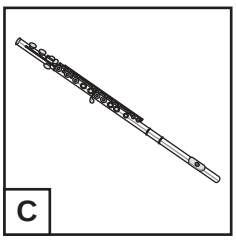



[1]

Need a home tutor? Visit smiletutor.sg

3 Lees este anuncio en el periódico:

Se necesita bombero.

¿Qué trabajo anuncian?

A	
B	
C	
D	

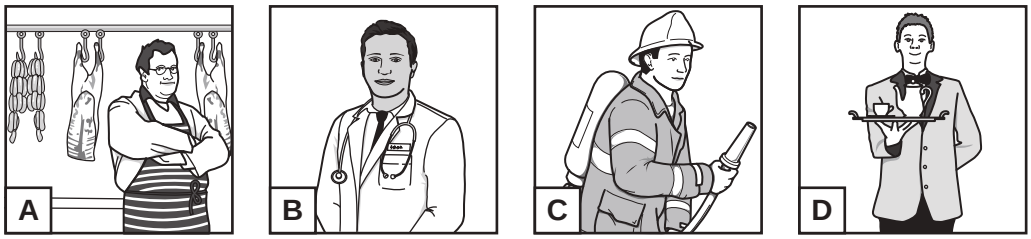

[1]

4 Tu amiga te manda un e-mail:

Necesitas llevar comida a la fiesta.

¿Qué necesitas llevar a la fiesta?

A	
B	
C	
D	

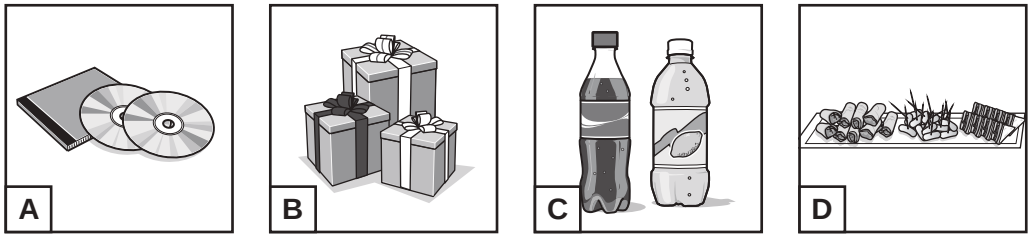

[1]

5 En tu horario del instituto ves que tu primera clase es:

historia

¿Cuál es tu primera clase?

A	
B	
C	
D	

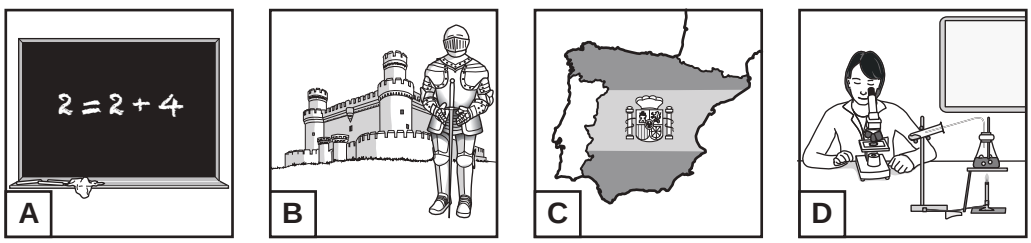

[1]

[Total: 5]

Need a home tutor? Visit smiletutor.sg

Ejercicio 2 Preguntas 6–10

Mira los dibujos.



Indica tu respuesta, colocando A, B, C, D, E o F en la casilla que corresponda.

6 Tania: “Durante las vacaciones, me gusta broncearme al sol.” [1]

7 Isabela: “Siempre voy a esquiar.” [1]

8 Daniela: “Quiero bañarme en el mar.” [1]

9 Ema: “Me gusta pasear por el campo.” [1]

10 María: “Prefiero alojarme en un albergue juvenil.” [1]

[Total: 5]

Need a home tutor? Visit smiletutor.sg

Ejercicio 3 Preguntas 11–15

Lee este texto con atención. Para cada pregunta indica tu respuesta escribiendo una X en la casilla correcta.

Comentario personal: Los animales domésticos

Nos habla **Javier**…

Mi abuelo me dio un perro hace tres años. Es divertido y es mi mejor amigo. Mi hermana, Marta, tiene un gato. Los dos animales se llevan bien y no hay problemas entre ellos.

El perro duerme en la cocina. No le permitimos entrar en los dormitorios, aunque el gato duerme sobre la cama de mi hermana. Paseo al perro en un parque porque hay mucho tráfico en las calles. Un día el perro se perdió y no lo vimos durante dos días. Estuve triste, pero por fin un vecino lo encontró.

11 ¿Quién regaló a Javier el perro?

A		su amigo
B		su abuelo
C		su tío

[1]

12 El gato de Marta…

A		es amigo del perro.
B		se pelea con el perro.
C		come la comida del perro.

[1]

Need a home tutor? Visit smiletutor.sg

© UCLES 2017

13 El gato duerme…

A	☐	en la cocina.
B	☐	en el salón.
C	☐	en el dormitorio.

[1]

14 Javier pasea al perro…

A	☐	en el parque.
B	☐	en la calle.
C	☐	en la playa.

[1]

15 Durante dos días el perro estuvo…

A	☐	en casa de un vecino.
B	☐	triste.
C	☐	perdido.

[1]

[Total: 5]

Need a home tutor? Visit smiletutor.sg

Sección 2

Ejercicio 1 Preguntas 16–20

Lee este anuncio.

Club de Tenis de Las Palmas

Bienvenido al Club de Tenis de Las Palmas. Para no hacer daño a las canchas, no se debe jugar mientras llueve.

Todos los jugadores deben llevar camiseta blanca y pantalón corto de tenis/falda de tenis.

Los menores de 14 años pueden jugar hasta las 18:00. Hay frecuentes partidos con jóvenes de otros clubes.

Si quieres jugar como un campeón, puedes hacer un curso con Francisco, el profesor del club. Pide información en la oficina.

Cuando termines, ven a tomar una bebida fresca en el bar. Es una oportunidad para hacer amigos.

Completa cada frase con una palabra de la lista.

antes	deportiva	después	limpia
ganar	hambre	lloviendo	nublado
organizar	sed		

16 Cuando está …….. , no se puede jugar al tenis. [1]

17 Para jugar al tenis, hay que tener ropa …….. . [1]

18 Si tienes menos de 14 años, no puedes jugar …….. de las 18:00. [1]

19 Con la ayuda de Francisco, podrás …….. competiciones. [1]

20 Si tienes …… , puedes tomar algo en el bar. [1]

[Total: 5]

Need a home tutor? Visit smiletutor.sg

© UCLES 2017

Dar la vuelta para el Ejercicio 2.

Need a home tutor? Visit smiletutor.sg

Ejercicio 2 Preguntas 21–30

Lee este blog y contesta a las preguntas **en español**.

Hola. Soy Vicente.

Esta semana os voy a hablar del nuevo director del colegio. Es alto y calvo, con una gran nariz. Llegó hace dos meses, y ya ha hecho muchos cambios en el colegio. Por ejemplo, el nuevo uniforme es de color azul y en mi opinión no está de moda, pero por lo menos no tenemos que llevar corbata porque es muy incómoda.

Hay otro cambio que tampoco me gusta. Antes llegábamos al colegio a las ocho y media, pero desde que llegó el nuevo director empezamos a las ocho menos cuarto. Vosotros también pensáis que levantarse temprano es muy difícil, ¿verdad?

El año pasado teníamos una directora, la Señora Robles, que todos los alumnos encontrábamos muy antipática. Tampoco se llevaba muy bien con los profesores. En seguida llamaba por teléfono a los padres si los alumnos no hacían los deberes. Los alumnos que se portaban mal tenían que ir al colegio el sábado por la mañana aunque a mí nunca me ocurrió.

Antes, no podíamos llevar el móvil al colegio. Ahora los móviles están permitidos, pero tienen que guardarse en la mochila y estar apagados excepto durante el recreo.

Me gustaría oír lo que pensáis del director de vuestro colegio.

Need a home tutor? Visit smiletutor.sg

21 ¿Cómo tiene el pelo el nuevo director del colegio?

.....[1]

22 ¿Qué piensa Vicente del nuevo uniforme?

.....[1]

23 A Vicente ¿qué no le gustaría llevar en el colegio?

.....[1]

24 ¿A qué hora empiezan las clases ahora?

.....[1]

25 ¿Por qué no le gusta a Vicente el nuevo horario?

.....[1]

26 Según los alumnos, ¿cómo era la antigua directora?

.....[1]

27 ¿Quién llamaba a los padres de los alumnos perezosos?

.....[1]

28 ¿Por qué algunos estudiantes tenían que ir al colegio el sábado?

.....[1]

29 ¿Dónde se deben poner los móviles en el colegio?

.....[1]

30 ¿Cuándo pueden los alumnos usar el móvil en el colegio?

.....[1]

[Total: 10]

Need a home tutor? Visit smiletutor.sg

Sección 3

Ejercicio 1 Preguntas 31–35

Lee este artículo e indica si las afirmaciones que siguen son verdaderas o falsas. **Si son FALSAS, escribe una frase en español para corregirlas**.

ATENCIÓN: hay 2 afirmaciones que son **VERDADERAS** y 3 afirmaciones que son **FALSAS**.

Turismo ecológico en Nicaragua

Cuando Sanarate, una zona montañosa de Nicaragua, fue elegida Reserva Natural, la vida cambió rápidamente en los pueblos dentro de la reserva. Miguel Rabinal es habitante de uno de estos pueblos, Olanchito. Explica: “Antes, la gente quemaba el bosque para poder cultivar la tierra. Ahora que es Reserva Natural, esto no se permite.” Hubo algunos años difíciles, pero luego empezaron a llegar visitantes de la capital que querían disfrutar de la naturaleza.

Ahora el pueblo se ha organizado para formar una compañía de ‘ecoturismo’ que puede servir como un nuevo modelo para futuras compañías de turismo en Nicaragua. Miguel, ahora director del proyecto, explica: “El ‘ecoturismo’ es un tipo de turismo que se interesa por hacer el menor daño posible al planeta.” Para la gente del pueblo, el proyecto ofrece empleos y dinero para mejorar su vida. Los edificios utilizan solo la energía del viento y se recicla toda la basura.

Además de continuar con su trabajo agrícola tradicional, los habitantes trabajan en la oficina de la compañía, o conduciendo taxis o limpiando. También sirven como guías para visitas a pie o a caballo a la reserva, ya que no se permite entrar en la reserva en coche propio.

No faltan actividades para hacer en la zona. Es posible ver animales y pájaros de gran interés, nadar en los ríos y hacer deportes de aventura. “Lo que me hace sonreír,” dice Miguel, “es que a muchos turistas les gusta ir a visitar una granja para ver cómo se cultiva el café.”

Se trata de una forma de turismo sencillo y natural. “Mira, en el bosque no hay animales peligrosos, pero ¡a algunas personas que nos visitan les preocupan ciertos insectos enormes que hay aquí!” dice Miguel, riéndose. Lo que queda muy claro es el orgullo de Miguel y sus compañeros.

Need a home tutor? Visit smiletutor.sg

Ejemplo:

	VERDADERO	FALSO
La vida en los pueblos siguió igual después de abrirse la Reserva Natural.	☐	✘

La vida cambió rápidamente.

	VERDADERO	FALSO
31 Antes de la apertura de la Reserva Natural, los habitantes dañaban la naturaleza.	☐	☐

.....

	VERDADERO	FALSO
32 La compañía de ecoturismo de Olanchito sigue el modelo de otras compañías en el país.	☐	☐

.....

	VERDADERO	FALSO
33 Los habitantes del pueblo han dejado la agricultura.	☐	☐

.....

	VERDADERO	FALSO
34 A Miguel le parece divertido que la excursión a la granja sea tan popular.	☐	☐

.....

	VERDADERO	FALSO
35 Es necesario proteger a los turistas de los animales salvajes.	☐	☐

.....

[Total: 8]

Need a home tutor? Visit smiletutor.sg

Ejercicio 2 Preguntas 36–42

Lee este artículo y contesta a las preguntas **en español**.

El arte de hacer perfumes



Isidora Tassone Rojas es perfumista independiente. De nacionalidad argentina, su perfume más famoso, vendido por todo el mundo, es 'Espejo'. Isidora y yo nos reunimos en una cafetería al aire libre cuando caía la tarde. Allí, Isidora me contó que su vida hoy parece un sueño. Es perfumista en la ciudad de Grasse en Francia, reconocida como capital mundial de la industria del perfume.

Es difícil imaginar cómo es un día típico de una perfumista. Isidora dice que generalmente comienza su día de la misma manera: comprobando los perfumes del día anterior. Luego contesta a sus correos electrónicos, y después desayuna. Isidora explica: "Trabajo en casa y tengo que estar bien organizada. Por eso escribo muchas listas con las cosas que tengo que hacer."

El trabajo de Isidora incluye muchas tareas, como dibujar las botellas en las que se vende su propia colección de perfumes y pedir los ingredientes que a veces son difíciles de conseguir. "Con frecuencia me siento demasiado ocupada y estresada, y necesito descansar un poco invitando a un amigo a cenar."

El interés de Isidora por los perfumes realmente empezó en 1991 con los aceites de perfumería, cuando su abuela le dio un artículo de una revista sobre ese tema. Ya desde niña, Isidora leía mucho sobre las hierbas para la medicina y las plantas en general.

Más tarde, Isidora descubrió que existía la profesión de 'perfumista'. En 2007 comenzó sus estudios en perfumería en la ciudad de Grasse. Aunque ahora es una de los perfumistas con más éxito del mundo, hay una cosa muy graciosa sobre ella, y es que nunca usa perfume. Dice: "Mis amigos no me creen cuando se lo digo. Es que encuentro todos los perfumes demasiado fuertes."

Need a home tutor? Visit smiletutor.sg

© UCLES 2017

36 ¿Cuándo se encontraron Isidora y el autor del artículo?

.....[1]

37 ¿En qué perfumes trabaja Isidora primero por la mañana?

.....[1]

38 ¿Por qué hace Isidora listas de lo que tiene que hacer?

.....[1]

39 ¿Por qué algunos ingredientes causan problemas a Isidora?

.....[1]

40 ¿Cómo descansa Isidora?

.....[1]

41 ¿De qué trataba el artículo que le dio su abuela a Isidora?

.....[1]

42 ¿Qué les sorprende a los amigos de Isidora?

.....[1]

[Total: 7]

Need a home tutor? Visit smiletutor.sg

BLANK PAGE

Permission to reproduce items where third-party owned material protected by copyright is included has been sought and cleared where possible. Every reasonable effort has been made by the publisher (UCLES) to trace copyright holders, but if any items requiring clearance have unwittingly been included, the publisher will be pleased to make amends at the earliest possible opportunity.

To avoid the issue of disclosure of answer-related information to candidates, all copyright acknowledgements are reproduced online in the Cambridge International Examinations Copyright Acknowledgements Booklet. This is produced for each series of examinations and is freely available to download at www.cie.org.uk after the live examination series.

Cambridge International Examinations is part of the Cambridge Assessment Group. Cambridge Assessment is the brand name of University of Cambridge Local Examinations Syndicate (UCLES), which is itself a department of the University of Cambridge.

Need a home tutor? Visit smiletutor.sg

Cambridge International Examinations
Cambridge International General Certificate of Secondary Education

CANDIDATE NAME									
CENTRE NUMBER						CANDIDATE NUMBER				

0463562046

SPANISH **0530/41**

Paper 4 Writing **May/June 2017**

1 hour

Candidates answer on the Question Paper.

No Additional Materials are required.

READ THESE INSTRUCTIONS FIRST

Write your Centre number, candidate number and name in the spaces at the top of this page.
Write in dark blue or black pen.
Do not use staples, paper clips, glue or correction fluid.
DO **NOT** WRITE IN ANY BARCODES.

Answer **three** questions: Question **1**, Question **2 and** Question **3(a) or** Question **3(b) or** Question **3(c)**.

The number of marks is given in brackets [ ] at the end of each question or part question.

The syllabus is approved for use in England, Wales and Northern Ireland as a Cambridge International Level 1/Level 2 Certificate.

This document consists of **6** printed pages and **2** blank pages.

DC (LK/SG) 125557/2
© UCLES 2017

CAMBRIDGE International Examinations

[Turn over

Need a home tutor? Visit smiletutor.sg

BLANK PAGE

Need a home tutor? Visit smiletutor.sg

© UCLES 2017

Sección 1

1 Estás en un parque de atracciones.

Haz una lista **en español** de **8** cosas que puedes ver.



Ejemplo:

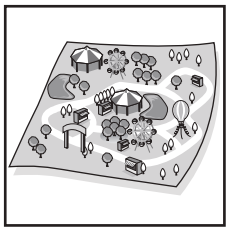



Ejemplo: Mapa





1 _____

2 _____

3 _____

4 _____

5 _____

6 _____

7 _____

8 _____











[Total: 5]

Need a home tutor? Visit smiletutor.sg

© UCLES 2017

[Turn over

2 Las vacaciones

- ¿Adónde vas de vacaciones normalmente?
- Describe el lugar donde pasas las vacaciones.
- Explica por qué te gusta pasar las vacaciones allí.
- ¿Con quién te gustaría ir de vacaciones el año próximo? ¿Por qué?

Debes escribir entre 80 y 90 palabras **en español**.

.....

.....

.....

.....

.....

.....

.....

.....

.....

.....

.....

.....

.....

.....

[Total: 15]

Need a home tutor? Visit smiletutor.sg

Dar la vuelta para la Sección 2.

Need a home tutor? Visit smiletutor.sg

Sección 2

3 Elige **uno** de estos temas.

Debes escribir entre 130 y 140 palabras en español.

(a) Un concierto de tu grupo/cantante favorito

Escribe un e-mail a tu amigo/amiga español(a).

- Invita a tu amigo/amiga al concierto.
- ¿Qué ropa vas a llevar al concierto?
- Explica por qué te gusta ese grupo/cantante.
- Describe la última vez que fuiste a un concierto. (¿dónde? ¿cuándo? ¿con quién?)
- ¿Cómo fue ese concierto?

O

(b) Internet

Escribe un artículo sobre este tema.

- En el colegio, ¿en qué asignaturas usas Internet normalmente?
- ¿Para qué utilizaste Internet ayer **en clase**?
- En tu opinión, ¿cuáles son las ventajas de utilizar Internet en clase?
- Cuando haces los deberes, ¿prefieres buscar información en los libros o en Internet? ¿Por qué?
- La semana pasada, en tu tiempo libre, ¿cuántas horas pasaste navegando por Internet?

O

(c) "Estaba tomando un refresco con unos amigos cuando vi un robo…"



Continúa la historia.

- ¿Cómo ocurrió el robo? (¿dónde? ¿quién? ¿cuándo?)
- Describe cómo era el ladrón/la ladrona.
- ¿Cómo te sentiste en ese momento?
- Al ver el robo, ¿qué hicisteis tú y tus amigos para ayudar?

Need a home tutor? Visit smiletutor.sg

ESCRIBE TU RESPUESTA A LA PREGUNTA 3 AQUÍ

[Total: 30]

Need a home tutor? Visit smiletutor.sg

© UCLES 2017

BLANK PAGE

Permission to reproduce items where third-party owned material protected by copyright is included has been sought and cleared where possible. Every reasonable effort has been made by the publisher (UCLES) to trace copyright holders, but if any items requiring clearance have unwittingly been included, the publisher will be pleased to make amends at the earliest possible opportunity.

To avoid the issue of disclosure of answer-related information to candidates, all copyright acknowledgements are reproduced online in the Cambridge International Examinations Copyright Acknowledgements Booklet. This is produced for each series of examinations and is freely available to download at www.cie.org.uk after the live examination series.

Cambridge International Examinations is part of the Cambridge Assessment Group. Cambridge Assessment is the brand name of University of Cambridge Local Examinations Syndicate (UCLES), which is itself a department of the University of Cambridge.

Need a home tutor? Visit smiletutor.sg

Cambridge International Examinations
Cambridge International General Certificate of Secondary Education

CANDIDATE NAME	
CENTRE NUMBER	
CANDIDATE NUMBER	

7222065548

SPANISH **0530/42**

Paper 4 Writing **May/June 2017**

1 hour

Candidates answer on the Question Paper.

No Additional Materials are required.

READ THESE INSTRUCTIONS FIRST

Write your Centre number, candidate number and name in the spaces at the top of this page.
Write in dark blue or black pen.
Do not use staples, paper clips, glue or correction fluid.
DO **NOT** WRITE IN ANY BARCODES.

Answer **three** questions: Question **1**, Question **2 and** Question **3(a) or** Question **3(b) or** Question **3(c)**.

The number of marks is given in brackets [ ] at the end of each question or part question.

The syllabus is approved for use in England, Wales and Northern Ireland as a Cambridge International Level 1/Level 2 Certificate.

This document consists of **6** printed pages and **2** blank pages.

DC (NF/SW) 125558/2
© UCLES 2017

CAMBRIDGE International Examinations

[Turn over

Need a home tutor? Visit smiletutor.sg

BLANK PAGE

Need a home tutor? Visit smiletutor.sg

© UCLES 2017

Sección 1

1 Estás en el aeropuerto.

Haz una lista **en español** de **8** cosas que puedes ver.



Ejemplo:





Ejemplo: Taxi



1 _____

2 _____

3 _____

4 _____

5 _____

6 _____

7 _____

8 _____







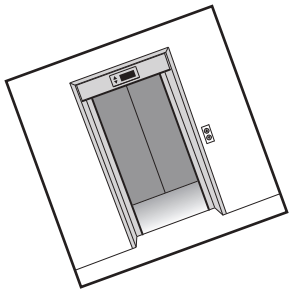





[Total: 5]

Need a home tutor? Visit smiletutor.sg

2 Los deberes/La tarea

- ¿Cuál es tu asignatura favorita? ¿Por qué?
- ¿Cuándo **y** dónde haces los deberes?
- ¿Cuántas horas de deberes te gustaría tener al día?
- En tu opinión, ¿qué es lo malo de los deberes?

Debes escribir entre 80 y 90 palabras **en español**.

.....

.....

.....

.....

.....

.....

.....

.....

.....

.....

.....

.....

.....

.....

[Total: 15]

Need a home tutor? Visit smiletutor.sg

Dar la vuelta para la Sección 2.

Need a home tutor? Visit smiletutor.sg

Sección 2

3 Elige **uno** de estos temas.

Debes escribir entre 130 y 140 palabras en español.

(a) Un día en el centro comercial

Escribe un e-mail a tu amigo/amiga español(a).

- ¿Cuándo y con quién fuiste de compras la última vez?
- ¿Qué compraste?
- Explica lo que menos te gusta de los centros comerciales.
- ¿Cuáles son las ventajas o las desventajas de comprar por Internet?
- Si tuvieras mucho dinero, ¿en qué ciudad te gustaría pasar un día de compras?

O

(b) Mi barrio/pueblo

Escribe un artículo sobre este tema.

- Describe el barrio/pueblo donde vives.
- ¿Qué piensas de los medios de transporte en tu barrio/pueblo?
- La semana pasada, ¿qué hiciste para divertirte en tu barrio/pueblo?
- Hace 50 años, ¿cómo era tu barrio/pueblo?
- ¿Qué cosas te gustaría cambiar en tu barrio/pueblo? ¿Por qué?

O

(c) "Hice un viaje con mi colegio. El último día muchos de mis amigos y yo estuvimos enfermos…"

Continúa la historia.

- ¿Adónde fuiste de viaje? Explica por qué.
- ¿Cuál fue la causa de la enfermedad?
- ¿Cómo fue el viaje de regreso?
- ¿Qué emociones sentiste al llegar a casa?

Need a home tutor? Visit smiletutor.sg

© UCLES 2017

ESCRIBE TU RESPUESTA A LA PREGUNTA 3 AQUÍ

[Total: 30]

Need a home tutor? Visit smiletutor.sg

© UCLES 2017

BLANK PAGE

Permission to reproduce items where third-party owned material protected by copyright is included has been sought and cleared where possible. Every reasonable effort has been made by the publisher (UCLES) to trace copyright holders, but if any items requiring clearance have unwittingly been included, the publisher will be pleased to make amends at the earliest possible opportunity.

To avoid the issue of disclosure of answer-related information to candidates, all copyright acknowledgements are reproduced online in the Cambridge International Examinations Copyright Acknowledgements Booklet. This is produced for each series of examinations and is freely available to download at www.cie.org.uk after the live examination series.

Cambridge International Examinations is part of the Cambridge Assessment Group. Cambridge Assessment is the brand name of University of Cambridge Local Examinations Syndicate (UCLES), which is itself a department of the University of Cambridge.

Need a home tutor? Visit smiletutor.sg

Cambridge International Examinations
Cambridge International General Certificate of Secondary Education

CANDIDATE NAME									
CENTRE NUMBER						CANDIDATE NUMBER				

9708993466

SPANISH **0530/43**

Paper 4 Writing **May/June 2017**

1 hour

Candidates answer on the Question Paper.

No Additional Materials are required.

READ THESE INSTRUCTIONS FIRST

Write your Centre number, candidate number and name in the spaces at the top of this page.
Write in dark blue or black pen.
Do not use staples, paper clips, glue or correction fluid.
DO **NOT** WRITE IN ANY BARCODES.

Answer **three** questions: Question **1**, Question **2 and** Question **3(a) or** Question **3(b) or** Question **3(c)**.

The number of marks is given in brackets [ ] at the end of each question or part question.

The syllabus is approved for use in England, Wales and Northern Ireland as a Cambridge International Level 1/Level 2 Certificate.

This document consists of **6** printed pages and **2** blank pages.

DC (NH/SW) 125559/2
© UCLES 2017

Need a home tutor? Visit smiletutor.sg

BLANK PAGE

Need a home tutor? Visit smiletutor.sg

© UCLES 2017

Sección 1

1 Una vida sana

Haz una lista **en español** de **8** cosas para una vida sana.



Ejemplo:





Ejemplo: Leche



1 _____

2 _____

3 _____

4 _____

5 _____

6 _____

7 _____

8 _____











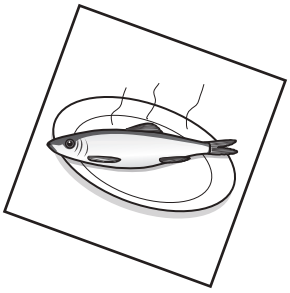

[Total: 5]

Need a home tutor? Visit smiletutor.sg

© UCLES 2017

[Turn over

2 Mi vida diaria

- ¿Qué haces por la mañana antes de ir al colegio?
- ¿Qué vas a hacer esta tarde después de volver a casa?
- ¿Qué día de la semana prefieres? ¿Por qué?
- ¿Cómo pasas los fines de semana?

Debes escribir entre 80 y 90 palabras **en español**.

.....

.....

.....

.....

.....

.....

.....

.....

.....

.....

.....

.....

.....

.....

[Total: 15]

Need a home tutor? Visit smiletutor.sg

Dar la vuelta para la Sección 2.

Need a home tutor? Visit smiletutor.sg

Sección 2

3 Elige **uno** de estos temas.

Debes escribir entre 130 y 140 palabras en español.

(a) Tu amigo/amiga que vive en Chile viene a pasar las vacaciones en tu casa.

Escribe un e-mail a este amigo/esta amiga.

- Explica las ventajas de visitar tu región.
- Describe lo que vais a hacer el primer día de vacaciones.
- ¿Qué tiempo hizo el verano pasado en tu región?
- Explica qué ropa necesita traer tu amigo/amiga.
- ¿Qué actividades hiciste con tus amigos el verano pasado?

O

(b) ¿Te gusta cocinar?

Escribe un artículo sobre este tema.

- ¿Cuándo y con quién aprendiste a cocinar?
- ¿Qué platos preparaste la semana pasada?
- En el futuro, ¿qué comida especial vas a preparar para tu familia?
- En tu opinión, ¿por qué es útil saber cocinar?
- ¿Qué piensas de la comida típica de tu país?

O

(c) "Estaba solo/sola en casa. De repente, oí un golpe en la puerta…"

Continúa la historia.

- Explica por qué estabas solo/sola en casa.
- ¿Qué estabas haciendo cuando oíste el golpe?
- ¿Cómo te sentiste al oír el golpe?
- Describe **todo** lo que pasó cuando abriste la puerta.

Need a home tutor? Visit smiletutor.sg

© UCLES 2017

ESCRIBE TU RESPUESTA A LA PREGUNTA 3 AQUÍ

[Total: 30]

Need a home tutor? Visit smiletutor.sg

© UCLES 2017

BLANK PAGE

Permission to reproduce items where third-party owned material protected by copyright is included has been sought and cleared where possible. Every reasonable effort has been made by the publisher (UCLES) to trace copyright holders, but if any items requiring clearance have unwittingly been included, the publisher will be pleased to make amends at the earliest possible opportunity.

To avoid the issue of disclosure of answer-related information to candidates, all copyright acknowledgements are reproduced online in the Cambridge International Examinations Copyright Acknowledgements Booklet. This is produced for each series of examinations and is freely available to download at www.cie.org.uk after the live examination series.

Cambridge International Examinations is part of the Cambridge Assessment Group. Cambridge Assessment is the brand name of University of Cambridge Local Examinations Syndicate (UCLES), which is itself a department of the University of Cambridge.

Need a home tutor? Visit smiletutor.sg

Cambridge International Examinations
Cambridge International General Certificate of Secondary Education

SPANISH **0530/03**

Paper 3 Speaking Role Play Card One **May/June 2017**

Approx. 15 minutes

No Additional Materials are required.



READ THESE INSTRUCTIONS FIRST

You must carry out the tasks specified in the situations overleaf. The roles to be played by the Examiner and yourself are indicated. You have 15 minutes to prepare the situations.

The important thing is to convey the message.

You should remember that you are taking part in a **conversation**: you must respond to what the Examiner says and not simply carry out the tasks supplied as though the Examiner were not there.

Although it may not be specified, you are expected to include such details as “Good Morning”, “Thank you”, etc., as appropriate.

The syllabus is approved for use in England, Wales and Northern Ireland as a Cambridge International Level 1/Level 2 Certificate.

This document consists of **2** printed pages.

DC (AL) 134693/2
© UCLES 2017

CAMBRIDGE International Examinations

[Turn over

Need a home tutor? Visit smiletutor.sg

A

Estudiante: tú mismo/a
Profesor(a): empleado/a de una tienda de ropa

Estás de vacaciones en España. Vas a una tienda de ropa para comprar camisetas.

1 **(i)** Saluda al empleado / a la empleada; **y**

(ii) Dile lo que quieres.

2 Escucha lo que te dice y dile qué camisetas quieres.

3 Dile cuántas camisetas quieres.

4 Dile qué color te gustaría.

5 **(i)** Dale las gracias; **y**

(ii) Pregunta el precio.

B

Estudiante: tú mismo/a
Profesor(a): recepcionista en el dentista

Estás en México. Tienes una cita mañana para ver al dentista. Llamas por teléfono para cambiar la hora de la cita.

1 **(i)** Saluda al/a la recepcionista; **y**

(ii) Dile para qué llamas.

2 **(i)** Discúlpate; **y**

(ii) Dile por qué tienes que cambiar la cita.

3 **(i)** Dile tu apellido; **y**

(ii) Dile tu fecha de nacimiento.

4 Quieres saber si puedes ver al dentista a las doce. Haz **una** pregunta apropiada.

5 Responde a lo que te pregunta.

Permission to reproduce items where third-party owned material protected by copyright is included has been sought and cleared where possible. Every reasonable effort has been made by the publisher (UCLES) to trace copyright holders, but if any items requiring clearance have unwittingly been included, the publisher will be pleased to make amends at the earliest possible opportunity.

To avoid the issue of disclosure of answer-related information to candidates, all copyright acknowledgements are reproduced online in the Cambridge International Examinations Copyright Acknowledgements Booklet. This is produced for each series of examinations and is freely available to download at www.cie.org.uk after the live examination series.

Cambridge International Examinations is part of the Cambridge Assessment Group. Cambridge Assessment is the brand name of University of Cambridge Local Examinations Syndicate (UCLES), which is itself a department of the University of Cambridge.

Need a home tutor? Visit smiletutor.sg

Cambridge International Examinations
Cambridge International General Certificate of Secondary Education

SPANISH **0530/03**

Paper 3 Speaking Role Play Card Two **May/June 2017**

Approx. 15 minutes

No Additional Materials are required.

READ THESE INSTRUCTIONS FIRST

You must carry out the tasks specified in the situations overleaf. The roles to be played by the Examiner and yourself are indicated. You have 15 minutes to prepare the situations.

The important thing is to convey the message.

You should remember that you are taking part in a **conversation**: you must respond to what the Examiner says and not simply carry out the tasks supplied as though the Examiner were not there.

Although it may not be specified, you are expected to include such details as “Good Morning”, “Thank you”, etc., as appropriate.

The syllabus is approved for use in England, Wales and Northern Ireland as a Cambridge International Level 1/Level 2 Certificate.

This document consists of **2** printed pages.

DC (AL) 134693/2
© UCLES 2017

CAMBRIDGE International Examinations

[Turn over

Need a home tutor? Visit smiletutor.sg

A

Estudiante: tú mismo/a
Profesor(a): empleado/a de una tienda de ropa

Estás de vacaciones en España. Vas a una tienda de ropa para comprar camisetas.

1 **(i)** Saluda al empleado / a la empleada; **y**

(ii) Dile lo que quieres.

2 Escucha lo que te dice y dile qué camisetas quieres.

3 Dile cuántas camisetas quieres.

4 Dile qué color te gustaría.

5 **(i)** Dale las gracias; **y**

(ii) Pregunta el precio.

B

Estudiante: tú mismo/a
Profesor(a): recepcionista en la compañía de taxis

Estás de vacaciones en Venezuela. Olvidaste tu monedero en el taxi. Llamas por teléfono a la compañía de taxis para preguntar si tienen tu monedero.

1 **(i)** Saluda al/a la recepcionista; **y**

(ii) Dile para qué llamas.

2 Dile cómo es tu monedero. Menciona **dos** detalles.

3 Responde a lo que te pregunta.

4 (Han encontrado tu monedero.)

(i) Estás contento/a: ¿Qué dices?

(ii) Explica por qué no puedes ir a recoger el monedero ahora mismo.

5 Quieres saber a qué hora cierra la oficina. Haz **una** pregunta apropiada.

Permission to reproduce items where third-party owned material protected by copyright is included has been sought and cleared where possible. Every reasonable effort has been made by the publisher (UCLES) to trace copyright holders, but if any items requiring clearance have unwittingly been included, the publisher will be pleased to make amends at the earliest possible opportunity.

To avoid the issue of disclosure of answer-related information to candidates, all copyright acknowledgements are reproduced online in the Cambridge International Examinations Copyright Acknowledgements Booklet. This is produced for each series of examinations and is freely available to download at www.cie.org.uk after the live examination series.

Cambridge International Examinations is part of the Cambridge Assessment Group. Cambridge Assessment is the brand name of University of Cambridge Local Examinations Syndicate (UCLES), which is itself a department of the University of Cambridge.

Need a home tutor? Visit smiletutor.sg

Cambridge International Examinations
Cambridge International General Certificate of Secondary Education

SPANISH **0530/03**

Paper 3 Speaking Role Play Card Three **May/June 2017**

Approx. 15 minutes

No Additional Materials are required.

READ THESE INSTRUCTIONS FIRST

You must carry out the tasks specified in the situations overleaf. The roles to be played by the Examiner and yourself are indicated. You have 15 minutes to prepare the situations.

The important thing is to convey the message.

You should remember that you are taking part in a **conversation**: you must respond to what the Examiner says and not simply carry out the tasks supplied as though the Examiner were not there.

Although it may not be specified, you are expected to include such details as “Good Morning”, “Thank you”, etc., as appropriate.

The syllabus is approved for use in England, Wales and Northern Ireland as a Cambridge International Level 1/Level 2 Certificate.

This document consists of **2** printed pages.

DC (AL) 134693/2
© UCLES 2017

Need a home tutor? Visit smiletutor.sg

A

Estudiante: tú mismo/a
Profesor(a): empleado/a de una tienda de ropa

Estás de vacaciones en España. Vas a una tienda de ropa para comprar camisetas.

1 **(i)** Saluda al empleado / a la empleada; **y**

(ii) Dile lo que quieres.

2 Escucha lo que te dice y dile qué camisetas quieres.

3 Dile cuántas camisetas quieres.

4 Dile qué color te gustaría.

5 **(i)** Dale las gracias; **y**

(ii) Pregunta el precio.

B

Estudiante: tú mismo/a
Profesor(a): empleado/a en la compañía de alquiler de coches

Estás de vacaciones en Argentina con tu familia. Vas a la compañía de alquiler de coches porque tu familia quiere alquilar un coche.

1 **(i)** Saluda al empleado / a la empleada; **y**

(ii) Dile lo que quieres.

2 **(i)** Dile cuántas personas van a viajar en el coche; **y**

(ii) Dile qué tipo de lugares vais a visitar.

3 **(i)** Estás contento/a: ¿Qué dices?

(ii) Da tu opinión del coche.

4 Responde a lo que te pregunta.

5 Quieres saber a qué hora hay que devolver el coche. Haz **una** pregunta apropiada.

Permission to reproduce items where third-party owned material protected by copyright is included has been sought and cleared where possible. Every reasonable effort has been made by the publisher (UCLES) to trace copyright holders, but if any items requiring clearance have unwittingly been included, the publisher will be pleased to make amends at the earliest possible opportunity.

To avoid the issue of disclosure of answer-related information to candidates, all copyright acknowledgements are reproduced online in the Cambridge International Examinations Copyright Acknowledgements Booklet. This is produced for each series of examinations and is freely available to download at www.cie.org.uk after the live examination series.

Cambridge International Examinations is part of the Cambridge Assessment Group. Cambridge Assessment is the brand name of University of Cambridge Local Examinations Syndicate (UCLES), which is itself a department of the University of Cambridge.

Need a home tutor? Visit smiletutor.sg

Cambridge International Examinations
Cambridge International General Certificate of Secondary Education

SPANISH **0530/03**

Paper 3 Speaking Role Play Card Four **May/June 2017**

Approx. 15 minutes

No Additional Materials are required.

READ THESE INSTRUCTIONS FIRST

You must carry out the tasks specified in the situations overleaf. The roles to be played by the Examiner and yourself are indicated. You have 15 minutes to prepare the situations.

The important thing is to convey the message.

You should remember that you are taking part in a **conversation**: you must respond to what the Examiner says and not simply carry out the tasks supplied as though the Examiner were not there.

Although it may not be specified, you are expected to include such details as “Good Morning”, “Thank you”, etc., as appropriate.

The syllabus is approved for use in England, Wales and Northern Ireland as a Cambridge International Level 1/Level 2 Certificate.

This document consists of **2** printed pages.

DC (AL) 134693/2
© UCLES 2017

Need a home tutor? Visit smiletutor.sg

A

Estudiante: tú mismo/a
Profesor(a): empleado/a de una cafetería

Estás en España con tus amigos. Vais a una cafetería para tomar unas hamburguesas.

1 **(i)** Saluda al empleado / a la empleada; **y**

(ii) Dile lo que quieres.

2 Dile cuántas hamburguesas quieres.

3 Escucha lo que te dice y dile cómo quieres las hamburguesas.

4 Dile otra cosa que quieres tomar.

5 **(i)** Dale las gracias; **y**

(ii) Pregunta el precio.

B

Estudiante: tú mismo/a
Profesor(a): recepcionista en el dentista

Estás en México. Tienes una cita mañana para ver al dentista. Llamas por teléfono para cambiar la hora de la cita.

1 **(i)** Saluda al/a la recepcionista; **y**

(ii) Dile para qué llamas.

2 **(i)** Discúlpate; **y**

(ii) Dile por qué tienes que cambiar la cita.

3 **(i)** Dile tu apellido; **y**

(ii) Dile tu fecha de nacimiento.

4 Quieres saber si puedes ver al dentista a las doce. Haz **una** pregunta apropiada.

5 Responde a lo que te pregunta.

Permission to reproduce items where third-party owned material protected by copyright is included has been sought and cleared where possible. Every reasonable effort has been made by the publisher (UCLES) to trace copyright holders, but if any items requiring clearance have unwittingly been included, the publisher will be pleased to make amends at the earliest possible opportunity.

To avoid the issue of disclosure of answer-related information to candidates, all copyright acknowledgements are reproduced online in the Cambridge International Examinations Copyright Acknowledgements Booklet. This is produced for each series of examinations and is freely available to download at www.cie.org.uk after the live examination series.

Cambridge International Examinations is part of the Cambridge Assessment Group. Cambridge Assessment is the brand name of University of Cambridge Local Examinations Syndicate (UCLES), which is itself a department of the University of Cambridge.

Need a home tutor? Visit smiletutor.sg

Cambridge International Examinations
Cambridge International General Certificate of Secondary Education

SPANISH **0530/03**

Paper 3 Speaking Role Play Card Five **May/June 2017**

Approx. 15 minutes

No Additional Materials are required.

READ THESE INSTRUCTIONS FIRST

You must carry out the tasks specified in the situations overleaf. The roles to be played by the Examiner and yourself are indicated. You have 15 minutes to prepare the situations.

The important thing is to convey the message.

You should remember that you are taking part in a **conversation**: you must respond to what the Examiner says and not simply carry out the tasks supplied as though the Examiner were not there.

Although it may not be specified, you are expected to include such details as “Good Morning”, “Thank you”, etc., as appropriate.

The syllabus is approved for use in England, Wales and Northern Ireland as a Cambridge International Level 1/Level 2 Certificate.

This document consists of **2** printed pages.

DC (AL) 134693/2
© UCLES 2017

CAMBRIDGE International Examinations

[Turn over

Need a home tutor? Visit smiletutor.sg

A

Estudiante: tú mismo/a
Profesor(a): empleado/a de una cafetería

Estás en España con tus amigos. Vais a una cafetería para tomar unas hamburguesas.

1 **(i)** Saluda al empleado / a la empleada; **y**

(ii) Dile lo que quieres.

2 Dile cuántas hamburguesas quieres.

3 Escucha lo que te dice y dile cómo quieres las hamburguesas.

4 Dile otra cosa que quieres tomar.

5 **(i)** Dale las gracias; **y**

(ii) Pregunta el precio.

B

Estudiante: tú mismo/a
Profesor(a): recepcionista en la compañía de taxis

Estás de vacaciones en Venezuela. Olvidaste tu monedero en el taxi. Llamas por teléfono a la compañía de taxis para preguntar si tienen tu monedero.

1 **(i)** Saluda al/a la recepcionista; **y**

(ii) Dile para qué llamas.

2 Dile cómo es tu monedero. Menciona **dos** detalles.

3 Responde a lo que te pregunta.

4 (Han encontrado tu monedero.)

(i) Estás contento/a: ¿Qué dices?

(ii) Explica por qué no puedes ir a recoger el monedero ahora mismo.

5 Quieres saber a qué hora cierra la oficina. Haz **una** pregunta apropiada.

Permission to reproduce items where third-party owned material protected by copyright is included has been sought and cleared where possible. Every reasonable effort has been made by the publisher (UCLES) to trace copyright holders, but if any items requiring clearance have unwittingly been included, the publisher will be pleased to make amends at the earliest possible opportunity.

To avoid the issue of disclosure of answer-related information to candidates, all copyright acknowledgements are reproduced online in the Cambridge International Examinations Copyright Acknowledgements Booklet. This is produced for each series of examinations and is freely available to download at www.cie.org.uk after the live examination series.

Cambridge International Examinations is part of the Cambridge Assessment Group. Cambridge Assessment is the brand name of University of Cambridge Local Examinations Syndicate (UCLES), which is itself a department of the University of Cambridge.

Need a home tutor? Visit smiletutor.sg

Cambridge International Examinations
Cambridge International General Certificate of Secondary Education

SPANISH **0530/03**

Paper 3 Speaking Role Play Card Six **May/June 2017**

Approx. 15 minutes

No Additional Materials are required.

READ THESE INSTRUCTIONS FIRST

You must carry out the tasks specified in the situations overleaf. The roles to be played by the Examiner and yourself are indicated. You have 15 minutes to prepare the situations.

The important thing is to convey the message.

You should remember that you are taking part in a **conversation**: you must respond to what the Examiner says and not simply carry out the tasks supplied as though the Examiner were not there.

Although it may not be specified, you are expected to include such details as “Good Morning”, “Thank you”, etc., as appropriate.

The syllabus is approved for use in England, Wales and Northern Ireland as a Cambridge International Level 1/Level 2 Certificate.

This document consists of **2** printed pages.

DC (AL) 134693/2
© UCLES 2017

Need a home tutor? Visit smiletutor.sg

A

Estudiante: tú mismo/a
Profesor(a): empleado/a de una cafetería

Estás en España con tus amigos. Vais a una cafetería para tomar unas hamburguesas.

1 **(i)** Saluda al empleado / a la empleada; **y**

(ii) Dile lo que quieres.

2 Dile cuántas hamburguesas quieres.

3 Escucha lo que te dice y dile cómo quieres las hamburguesas.

4 Dile otra cosa que quieres tomar.

5 **(i)** Dale las gracias; **y**

(ii) Pregunta el precio.

B

Estudiante: tú mismo/a
Profesor(a): empleado/a en la compañía de alquiler de coches

Estás de vacaciones en Argentina con tu familia. Vas a la compañía de alquiler de coches porque tu familia quiere alquilar un coche.

1 **(i)** Saluda al empleado / a la empleada; **y**

(ii) Dile lo que quieres.

2 **(i)** Dile cuántas personas van a viajar en el coche; **y**

(ii) Dile qué tipo de lugares vais a visitar.

3 **(i)** Estás contento/a: ¿Qué dices?

(ii) Da tu opinión del coche.

4 Responde a lo que te pregunta.

5 Quieres saber a qué hora hay que devolver el coche. Haz **una** pregunta apropiada.

Permission to reproduce items where third-party owned material protected by copyright is included has been sought and cleared where possible. Every reasonable effort has been made by the publisher (UCLES) to trace copyright holders, but if any items requiring clearance have unwittingly been included, the publisher will be pleased to make amends at the earliest possible opportunity.

To avoid the issue of disclosure of answer-related information to candidates, all copyright acknowledgements are reproduced online in the Cambridge International Examinations Copyright Acknowledgements Booklet. This is produced for each series of examinations and is freely available to download at www.cie.org.uk after the live examination series.

Cambridge International Examinations is part of the Cambridge Assessment Group. Cambridge Assessment is the brand name of University of Cambridge Local Examinations Syndicate (UCLES), which is itself a department of the University of Cambridge.

Need a home tutor? Visit smiletutor.sg

Cambridge International Examinations
Cambridge International General Certificate of Secondary Education

SPANISH **0530/03**

Paper 3 Speaking Role Play Card Seven **May/June 2017**

Approx. 15 minutes

No Additional Materials are required.

READ THESE INSTRUCTIONS FIRST

You must carry out the tasks specified in the situations overleaf. The roles to be played by the Examiner and yourself are indicated. You have 15 minutes to prepare the situations.

The important thing is to convey the message.

You should remember that you are taking part in a **conversation**: you must respond to what the Examiner says and not simply carry out the tasks supplied as though the Examiner were not there.

Although it may not be specified, you are expected to include such details as “Good Morning”, “Thank you”, etc., as appropriate.

The syllabus is approved for use in England, Wales and Northern Ireland as a Cambridge International Level 1/Level 2 Certificate.

This document consists of **2** printed pages.

DC (AL) 134693/2
© UCLES 2017

Need a home tutor? Visit smiletutor.sg

A

Estudiante: tú mismo/a
Profesor(a): empleado/a en la oficina de turismo

Estás de vacaciones en España. Vas a la oficina de turismo para comprar entradas para un concierto.

1 **(i)** Saluda al empleado / a la empleada; **y**

(ii) Dile lo que quieres.

2 Escucha lo que te dice y dile qué concierto prefieres.

3 Dile qué día quieres ir al concierto.

4 Dile cuántas entradas quieres.

5 **(i)** Dale las gracias; **y**

(ii) Pregunta el precio.

B

Estudiante: tú mismo/a
Profesor(a): recepcionista en el dentista

Estás en México. Tienes una cita mañana para ver al dentista. Llamas por teléfono para cambiar la hora de la cita.

1 **(i)** Saluda al/a la recepcionista; **y**

(ii) Dile para qué llamas.

2 **(i)** Discúlpate; **y**

(ii) Dile por qué tienes que cambiar la cita.

3 **(i)** Dile tu apellido; **y**

(ii) Dile tu fecha de nacimiento.

4 Quieres saber si puedes ver al dentista a las doce. Haz **una** pregunta apropiada.

5 Responde a lo que te pregunta.

Permission to reproduce items where third-party owned material protected by copyright is included has been sought and cleared where possible. Every reasonable effort has been made by the publisher (UCLES) to trace copyright holders, but if any items requiring clearance have unwittingly been included, the publisher will be pleased to make amends at the earliest possible opportunity.

To avoid the issue of disclosure of answer-related information to candidates, all copyright acknowledgements are reproduced online in the Cambridge International Examinations Copyright Acknowledgements Booklet. This is produced for each series of examinations and is freely available to download at www.cie.org.uk after the live examination series.

Cambridge International Examinations is part of the Cambridge Assessment Group. Cambridge Assessment is the brand name of University of Cambridge Local Examinations Syndicate (UCLES), which is itself a department of the University of Cambridge.

Need a home tutor? Visit smiletutor.sg

Cambridge International Examinations
Cambridge International General Certificate of Secondary Education

SPANISH **0530/03**

Paper 3 Speaking Role Play Card Eight **May/June 2017**

Approx. 15 minutes

No Additional Materials are required.

READ THESE INSTRUCTIONS FIRST

You must carry out the tasks specified in the situations overleaf. The roles to be played by the Examiner and yourself are indicated. You have 15 minutes to prepare the situations.

The important thing is to convey the message.

You should remember that you are taking part in a **conversation**: you must respond to what the Examiner says and not simply carry out the tasks supplied as though the Examiner were not there.

Although it may not be specified, you are expected to include such details as “Good Morning”, “Thank you”, etc., as appropriate.

The syllabus is approved for use in England, Wales and Northern Ireland as a Cambridge International Level 1/Level 2 Certificate.

This document consists of **2** printed pages.

DC (AL) 134693/2
© UCLES 2017

CAMBRIDGE International Examinations

[Turn over

Need a home tutor? Visit smiletutor.sg

A

Estudiante: tú mismo/a
Profesor(a): empleado/a en la oficina de turismo

Estás de vacaciones en España. Vas a la oficina de turismo para comprar entradas para un concierto.

1 **(i)** Saluda al empleado / a la empleada; **y**

(ii) Dile lo que quieres.

2 Escucha lo que te dice y dile qué concierto prefieres.

3 Dile qué día quieres ir al concierto.

4 Dile cuántas entradas quieres.

5 **(i)** Dale las gracias; **y**

(ii) Pregunta el precio.

B

Estudiante: tú mismo/a
Profesor(a): recepcionista en la compañía de taxis

Estás de vacaciones en Venezuela. Olvidaste tu monedero en el taxi. Llamas por teléfono a la compañía de taxis para preguntar si tienen tu monedero.

1 **(i)** Saluda al/a la recepcionista; **y**

(ii) Dile para qué llamas.

2 Dile cómo es tu monedero. Menciona **dos** detalles.

3 Responde a lo que te pregunta.

4 (Han encontrado tu monedero.)

(i) Estás contento/a: ¿Qué dices?

(ii) Explica por qué no puedes ir a recoger el monedero ahora mismo.

5 Quieres saber a qué hora cierra la oficina. Haz **una** pregunta apropiada.

Permission to reproduce items where third-party owned material protected by copyright is included has been sought and cleared where possible. Every reasonable effort has been made by the publisher (UCLES) to trace copyright holders, but if any items requiring clearance have unwittingly been included, the publisher will be pleased to make amends at the earliest possible opportunity.

To avoid the issue of disclosure of answer-related information to candidates, all copyright acknowledgements are reproduced online in the Cambridge International Examinations Copyright Acknowledgements Booklet. This is produced for each series of examinations and is freely available to download at www.cie.org.uk after the live examination series.

Cambridge International Examinations is part of the Cambridge Assessment Group. Cambridge Assessment is the brand name of University of Cambridge Local Examinations Syndicate (UCLES), which is itself a department of the University of Cambridge.

Need a home tutor? Visit smiletutor.sg

Cambridge International Examinations
Cambridge International General Certificate of Secondary Education

SPANISH **0530/03**

Paper 3 Speaking Role Play Card Nine **May/June 2017**

Approx. 15 minutes

No Additional Materials are required.

READ THESE INSTRUCTIONS FIRST

You must carry out the tasks specified in the situations overleaf. The roles to be played by the Examiner and yourself are indicated. You have 15 minutes to prepare the situations.

The important thing is to convey the message.

You should remember that you are taking part in a **conversation**: you must respond to what the Examiner says and not simply carry out the tasks supplied as though the Examiner were not there.

Although it may not be specified, you are expected to include such details as “Good Morning”, “Thank you”, etc., as appropriate.

The syllabus is approved for use in England, Wales and Northern Ireland as a Cambridge International Level 1/Level 2 Certificate.

This document consists of **2** printed pages.

DC (AL) 134693/2
© UCLES 2017

CAMBRIDGE International Examinations

[Turn over

Need a home tutor? Visit smiletutor.sg

A

Estudiante: tú mismo/a
Profesor(a): empleado/a en la oficina de turismo

Estás de vacaciones en España. Vas a la oficina de turismo para comprar entradas para un concierto.

1 **(i)** Saluda al empleado / a la empleada; **y**

(ii) Dile lo que quieres.

2 Escucha lo que te dice y dile qué concierto prefieres.

3 Dile qué día quieres ir al concierto.

4 Dile cuántas entradas quieres.

5 **(i)** Dale las gracias; **y**

(ii) Pregunta el precio.

B

Estudiante: tú mismo/a
Profesor(a): empleado/a en la compañía de alquiler de coches

Estás de vacaciones en Argentina con tu familia. Vas a la compañía de alquiler de coches porque tu familia quiere alquilar un coche.

1 **(i)** Saluda al empleado / a la empleada; **y**

(ii) Dile lo que quieres.

2 **(i)** Dile cuántas personas van a viajar en el coche; **y**

(ii) Dile qué tipo de lugares vais a visitar.

3 **(i)** Estás contento/a: ¿Qué dices?

(ii) Da tu opinión del coche.

4 Responde a lo que te pregunta.

5 Quieres saber a qué hora hay que devolver el coche. Haz **una** pregunta apropiada.

Permission to reproduce items where third-party owned material protected by copyright is included has been sought and cleared where possible. Every reasonable effort has been made by the publisher (UCLES) to trace copyright holders, but if any items requiring clearance have unwittingly been included, the publisher will be pleased to make amends at the earliest possible opportunity.

To avoid the issue of disclosure of answer-related information to candidates, all copyright acknowledgements are reproduced online in the Cambridge International Examinations Copyright Acknowledgements Booklet. This is produced for each series of examinations and is freely available to download at www.cie.org.uk after the live examination series.

Cambridge International Examinations is part of the Cambridge Assessment Group. Cambridge Assessment is the brand name of University of Cambridge Local Examinations Syndicate (UCLES), which is itself a department of the University of Cambridge.

Need a home tutor? Visit smiletutor.sg

Cambridge International Examinations
Cambridge International General Certificate of Secondary Education

SPANISH **0530/03**

Paper 3 Speaking Role Play Cards One – Nine **May/June 2017**

TEACHERS' NOTES

Approx. 15 minutes

No Additional Materials are required.

READ THESE INSTRUCTIONS FIRST

Each candidate's Speaking test must consist of the following **three** parts:

Part One of the test consists of two role plays. The role play situations are set out on pages 16–21 of this booklet and must be followed carefully by the teacher/Examiner. The teacher/Examiner must play his/her role as prescribed by Cambridge in order that candidates are given the opportunity to attempt all tasks. Extra tasks must not be created. Candidates should study the situations for fifteen minutes and then be prepared to act the roles assigned to them and respond to the parts played by the teacher/Examiner.

Part Two of the test starts with a presentation by the candidate on a topic of his/her choice. The teacher/Examiner must allow the candidate to speak for 1–2 minutes on his/her prepared topic and then follow this up with specific spontaneous questions related to the topic. This section of the test must last **about five minutes** in total.

Part Three of the test is a spontaneous conversation of a more general nature and must last **about five minutes**.

In the interests of fairness to candidates, Centres must adhere to the stipulated timings for the Topic Presentation/Conversation and General Conversation.

The Speaking test must be marked by the Centre according to the instructions and a sample submitted for External moderation.

The syllabus is approved for use in England, Wales and Northern Ireland as a Cambridge International Level 1/Level 2 Certificate.

This document consists of **23** printed pages and **1** blank page.

DC (ST) 127318/7
© UCLES 2017

CAMBRIDGE International Examinations

[Turn over

Need a home tutor? Visit smiletutor.sg

Contents

		Page
ADMINISTRATIVE ARRANGEMENTS		**3**
1	Examination period	3
2	Appointment of teacher/Examiner	3
3	Materials for the Speaking test	3
4	Recorded sample for External moderation	4
5	Two types of mark sheet are provided	4
6	Despatch of materials to Cambridge for External moderation	4
7	Arrangements for the test	5
8	Conduct of the test	5
9	Recording of candidates	6
10	Internal moderation	7
STRUCTURE OF THE TEST		8
	Test 1: Role Plays	8
	Test 2: Topic Presentation/Conversation	8
	Test 3: General Conversation	9
	Test 4: Impression	10
MARKING INSTRUCTIONS		**11**
	Table A – Test 1: Role Plays	12
	Tables B and C – Tests 2 and 3: Topic Presentation/Conversation and General Conversation	13
	Table D – Test 4: Impression	15
ROLE PLAYS		**16**
THE WORKING MARK SHEET		**22**
THE COVER SHEET FOR MODERATION SAMPLE		**23**

Each candidate Role Play Card contains two role plays. The list below gives details of the pages on which the Role Play Cards appear in this booklet.

	Role Play A	Role Play B
CARD ONE	Page 16	Page 19
CARD TWO	Page 16	Page 20
CARD THREE	Page 16	Page 21
CARD FOUR	Page 17	Page 19
CARD FIVE	Page 17	Page 20
CARD SIX	Page 17	Page 21
CARD SEVEN	Page 18	Page 19
CARD EIGHT	Page 18	Page 20
CARD NINE	Page 18	Page 21

Need a home tutor? Visit smiletutor.sg

© UCLES 2017

ADMINISTRATIVE ARRANGEMENTS

1 Examination period

The Speaking tests take place before the main examination series as notified on the timetable. Each Centre decides on a convenient period within these dates for its Speaking tests.

It is important that dates given for the completion of the Speaking tests and the despatch of recordings and mark sheets to Cambridge are adhered to in order to allow sufficient time for moderation.

2 Appointment of teacher/Examiner

Each Centre selects its own teacher/Examiner to conduct and assess the Speaking tests for its candidates. This is normally a teacher from within the Languages department, but could be someone local from outside the Centre. Cambridge is not responsible for any fees agreed.

In the interests of standardisation, there will be only one teacher/Examiner per Centre. Where a Centre wishes to use additional teacher/Examiners, permission to do so **must** be sought from the Languages Group at Cambridge before the start of each Speaking test period. **Permission to use more than one teacher/Examiner will only be granted on the understanding that teacher/Examiners at the Centre work together to ensure a common approach to the conduct of the Speaking tests and the application of the mark scheme.** The sample the Centre submits to Cambridge should include the work of each teacher/Examiner and a Speaking Examination Working Mark Sheet should be submitted for each teacher/Examiner, with candidate names and numbers clearly entered. Please see paragraph 10 (Internal moderation) for further details.

3 Materials for the Speaking test

Confidential test materials (Teachers' Notes Booklet and Role Play Cards) are despatched by Cambridge approximately two to three weeks before the assessment period. These should be opened in the four working days before the Centre's assessment starts and studied, in secure conditions at the Centre, by the teacher/Examiner before conducting his/her first Speaking test. Teacher/Examiners who have prepared their own roles fully and are confident in what they are doing are better able to help candidates who experience any difficulty. Once the materials have been opened, the Speaking tests must be completed as soon as is realistically possible. Once the Centre has completed its Speaking tests, the materials remain confidential and must be kept in a secure place by the Centre.

Please note, the role play situations **remain confidential throughout the examination period**. The Teachers' Notes Booklet and Role Play Cards must be returned to the Centre's secure room when they are not being used to prepare or conduct the live Speaking tests.

Need a home tutor? Visit smiletutor.sg

© UCLES 2017

[Turn over

4 Recorded sample for External moderation

The Centre must record the Speaking tests of all candidates. In order to allow Cambridge to check the standard of assessment, the Centre must then select a number of recordings to submit as its sample for External moderation, according to the instructions below. Only the recordings chosen as part of the sample for External moderation must be sent to Cambridge. The other recordings must be retained at the Centre until the result enquiry period has elapsed as they may be requested by Cambridge at a later stage.

- **Centres entering 1–16 candidates** must send the recordings of all the candidates.

- **Centres entering 17 or more candidates** must send:

  (i) the recordings of the first 10 candidates according to candidate number

  and

  (ii) the recordings of 6 candidates spread evenly across the ability range. The candidates selected should be representative of the range of marks awarded by the Centre and should be spread as evenly as possible across that range. If possible, the recordings of the strongest and the weakest candidates at the Centre should be included, with the other recordings spaced at equal intervals in between.

Note: Centres entering 17 or more candidates must send a total of 16 recordings. The category (ii) candidates must be chosen from candidates who do not fall into category (i). In Centres with just over 17 candidates, Cambridge accepts this may mean that the category (ii) candidates are not fully representative of the range.

The recording should be carried out in accordance with the instructions headed 'Recording of candidates' (see paragraph 9). The recording must be sent to Cambridge, together with the Moderator copy of the completed MS1 mark sheet and copies of the completed Speaking Examination Working Mark Sheet and Cover Sheet for Moderation Sample (see pages 22 and 23).

5 Two types of mark sheet are provided

(a) The Speaking Examination Working Mark Sheet is provided in this booklet (see page 22), to be photocopied as required. (An electronic version of the Working Mark Sheet is also available.) Candidates must be marked as they are being examined and not afterwards from a recording. The marks for each section of the test must be entered in detail as specified in the Marking Instructions.

(b) The total marks must then be transferred to the computer-printed Internal Assessment Mark Sheet (MS1) or to computer for Centres submitting marks electronically.

6 Despatch of materials to Cambridge for External moderation

(a) Marks and recordings must be returned to Cambridge as soon as all the Speaking tests have been completed. Centres must not wait until the end of the assessment period before despatching them.

(b) **(i)** The Board copy of the completed Internal Assessment Mark Sheet (MS1) must be returned to Cambridge in the separate envelope provided.

Need a home tutor? Visit smiletutor.sg

© UCLES 2017

(ii) The following items must be sent to Cambridge:

- the Moderator copy of the completed Internal Assessment Mark Sheet (MS1) or a signed printout of the marks file for Centres submitting marks electronically
- a copy of the completed Speaking Examination Working Mark Sheet
- a copy of the completed Cover Sheet for Moderation Sample
- the recorded sample
- details of Internal moderation procedures (only for Centres permitted to use more than one teacher/Examiner).

(c) Copies of both types of mark sheet are to be retained by the Centre in case of postal losses or delays.

7 Arrangements for the test

(a) **Quiet conditions**: Centres should ensure well in advance of the Speaking test period that a suitably quiet room will be available. Rooms which are too close to a playground, recreation room or noisy classroom are to be avoided. It is essential to exclude unnecessary background noise, e.g. lawn-mowers, phones. Notices must be displayed to prevent interruptions from people entering the room unaware that a test is in progress.

(b) **Invigilation**: Examination conditions must prevail in the area where the Speaking tests take place, including the space set aside for a candidate to study the role play situations. Adequate supervision must be provided to ensure that each candidate can study alone and in silence and that candidates leaving the interview room do not communicate with those waiting to enter. Candidates are not allowed to bring any notes for use during their preparation time, nor are they allowed to make notes.

(c) **The examination room**: Centres should ensure that a suitably-sized, e.g. not too big, room will be available. Candidates must be examined singly. No other person should be present during the tests, with the exception of another teacher/Examiner or an Officer from Cambridge. In those cases where it is necessary for a second teacher/Examiner to be present during Speaking tests, only one teacher/Examiner must conduct each test.

Teacher/Examiners should be positioned so that they face the candidates when they enter the room, with a table between themselves and the candidates. Candidates should not be positioned where they can see what the teacher/Examiner is writing on the mark sheets as this can be distracting.

Teacher/Examiners must not smoke in the examination room or in the presence of candidates. Those who smoke should arrange for breaks in the timetable as necessary.

8 Conduct of the test

(a) Teacher/Examiners should do their best to put candidates at their ease, e.g. by smiling when they enter the room and indicating where they should sit. A good teacher/Examiner will usually send a candidate out of the interview room smiling, no matter how good or bad the performance has been. However, the use of expressions such as ‘very good’, which candidates may interpret as a comment on performance, should be avoided.

(b) In addition, teacher/Examiners should not walk about or distract candidates in any way (e.g. by doodling or fiddling with papers, etc.); should always appear interested, even in mundane matters; should never show undue surprise, impatience or mockery; and should never correct a candidate.

Need a home tutor? Visit smiletutor.sg

9 Recording of candidates

The Centre is responsible for supplying blank CDs in order to record the Speaking tests of all its candidates. The Centre is also responsible for supplying recording equipment. All recording equipment must be of as high a standard as possible to ensure that moderation samples are clearly audible. In order to ensure that recording levels are satisfactory for both candidates and teacher/Examiner, the equipment to be used must be tested in situ some time before the actual tests take place, ideally with one of the candidates.

If at all possible, external microphones should be used so that separate microphones can be used for the candidate and the teacher/Examiner. If only one microphone is used, it should be placed nearer to the candidate than to the teacher/Examiner. With a softly-spoken candidate, the microphone should be placed even nearer to the candidate before the start of the test.

Centres with 16 or fewer candidates will send all their recordings to Cambridge for External moderation. Centres with more than 16 candidates must select 16 recordings to send to Cambridge for External moderation, according to the instructions in paragraph 4 (Recorded sample for External moderation). Moderation samples must be recorded at normal speed onto standard format CDs. **Mini CDs must not be used for sending the moderation sample to Cambridge. Each candidate's file must be saved individually and saved as .mp3 so that it can be accessed for the purposes of moderation.**

The recording must <u>not</u> be stopped once a candidate's test has started.

Each CD must be introduced **by the teacher/Examiner**, as follows:

'CD number ...
Centre number e.g. AA111
Centre name e.g. King's College
Examination number 0530
Examination name Spanish
Name of Examiner e.g. Mr R Peters
Date i.e. the date on which the test is conducted'

Each candidate must be introduced **by the teacher/Examiner**, as follows:

'Candidate number e.g. 047
Candidate name e.g. Jane Williams
Role Play Card e.g. Number 4'

CDs

Each CD sleeve must be labelled with syllabus name, syllabus/component number, Centre name/number and candidate name/number in recording order. Each CD must be labelled with syllabus/component number and Centre number. CD-friendly marker pens must be used to label CDs, as the use of biro, for example, may make the contents of the CD unreadable.

Each recorded file on the CD must be clearly named using the following convention:

Centre number_candidate number_syllabus number_component number.

Before CDs are despatched, spot checks must be made to ensure that every candidate is clearly audible.

If for any reason a test has failed to record or there are problems with the audibility of the recordings, the Centre must contact Cambridge Customer Services immediately to seek advice.

Need a home tutor? Visit smiletutor.sg

10 Internal moderation

Centres wishing to use more than one teacher/Examiner to conduct and assess Speaking tests must request permission from Cambridge (see paragraph 2). This will only be granted on the understanding that the following procedures are put in place to ensure that marks submitted by the Centre are consistent for all candidates, irrespective of which teacher/Examiner conducted and assessed the test:

- The teacher/Examiners conducting and assessing Speaking tests at the Centre must work together to ensure a common approach to the conduct of the Speaking test and the application of the mark scheme.

- One teacher/Examiner at the Centre must take responsibility for the standardisation of the marking of teacher/Examiners at the Centre. This person must ensure that all candidates taking the 0530/03 Speaking test at the Centre are judged against the same standards and that a valid rank order of candidates for the Centre as a whole is produced. Standardisation can take various forms, but the initial marking of each candidate must be done by the teacher/Examiner as the test is being conducted and not on the basis of a recording.

- The Speaking tests of all candidates at the Centre must be recorded. A single recorded sample for External moderation should then be produced according to the instructions in paragraph 4 (Recorded sample), with the additional requirement that the sample should, as far as possible, include equal numbers of recordings from each teacher/Examiner used at the Centre. A Speaking Examination Working Mark Sheet should be submitted for each teacher/Examiner, with candidate names and numbers clearly entered.

- The final column on the Speaking Examination Working Mark Sheet (Internal and/or External moderation) must be used to record the results of Internal moderation and details of the Centre's Internal moderation procedures must be enclosed with the materials for External moderation.

Guidelines for the Internal standardisation/moderation of Cambridge IGCSE foreign language Speaking tests are available from Cambridge.

Need a home tutor? Visit smiletutor.sg

© UCLES 2017

[Turn over

STRUCTURE OF THE TEST

Test 1: Role Plays (about 5 minutes) 30 marks

(a) A number of alternative Role Play Cards are supplied by Cambridge, and these should be used at random during each session of examining. The teacher/Examiner gives each candidate one card containing two role play situations (Role Play A and Role Play B). Each of these situations consists of five tasks (numbered 1–5 on the Role Play Cards). Candidates must be examined in both role play situations on the card they have been given and must complete all the tasks specified on their card. Having given the first candidate 15 minutes to prepare his/her two situations, the teacher/Examiner should hand a different card to the second candidate to prepare while the first candidate is being examined.

Candidates may not make written notes during their preparation time. They may take the Role Play Card they have prepared into the examination room. However, they may not take the Role Play Card away with them once the Speaking test is over.

Teacher/Examiners should note that although the timing for the role plays is given as five minutes, the actual time it takes to complete them will often be less and will vary from candidate to candidate.

(b) For each role play situation, the role of the teacher/Examiner is specified on pages 16–21 of this booklet. Usually, the teacher/Examiner has to initiate the dialogue. The teacher/Examiner is to assume the role of a well-disposed native speaker with no knowledge of the candidate's first language.

Teacher/Examiners must prepare the situations carefully and ensure that they play their role as prescribed by Cambridge in order that candidates are given the opportunity to attempt all the required tasks. The teacher/Examiner must not create extra tasks, nor must s/he omit tasks.

(c) Each situation must be carried out in full. If the candidate cannot handle one of the tasks set, the teacher/Examiner should not leave too long a pause, but should lead the candidate on to the next task.

(d) Should a candidate miss out a task, the teacher/Examiner should try to guide him/her back to it, in as natural a way as possible, e.g. by repeating or rephrasing a question if the candidate does not complete the task at the first attempt or gives an ambiguous response. It does not matter to Moderators that this may lead to tasks occurring in a different order, as long as they are all attempted. However, teacher/Examiners must ensure that, when rephrasing a task, they do not change its nature, e.g. if the task requires the candidate to produce a particular vocabulary item and this is in fact supplied by the teacher/Examiner, no credit can be given.

For the mark scheme, see Table A of the Marking Instructions.

Test 2: Topic Presentation/Conversation (about 5 minutes) 30 marks

(a) This part of the test starts with a one to two minute presentation by candidates on a topic of their choice which they will have prepared in advance. The teacher/Examiner will follow up the presentation with specific questions on the topic, bringing the total time for the Topic Presentation and Topic Conversation to approximately five minutes.

(b) It is not expected that all candidates within a Centre will prepare the same topic. Candidates must be encouraged to choose a topic in which they have a personal interest. Suitable subjects might be, for example, 'School life', 'Hobbies and pastimes' (general or specific), 'My country', 'Life in another country', 'My ambitions', 'Holidays'. Topics dealing with politics or social and economic issues are ambitious for this level of achievement and may disadvantage candidates if they do not possess the linguistic skills and maturity of ideas which such topics necessitate. Candidates

Need a home tutor? Visit smiletutor.sg

should not be allowed to present 'Myself' or 'My life' as topics as these can often pre-empt the General Conversation section.

(c) Candidates may use illustrative material, e.g. photographs, if this seems appropriate to their topic. However, they are not allowed to make or use written notes of any kind. Furthermore, illustrative material must not contain any words or notes of any kind. If illustrative material is used, the Centre must enclose a photocopy of the material with the sample for External moderation. The Centre number and candidate number must be clearly stated on the photocopy of the illustrative material.

(d) The teacher/Examiner must allow candidates to speak for one to two minutes uninterrupted on their chosen topic before starting the Topic Conversation. Where a candidate has been talking for two minutes and shows no sign of finishing his/her Topic Presentation, the teacher/Examiner must interrupt and start the Topic Conversation.

(e) In the Topic Conversation, candidates should be able to respond to the teacher/Examiner's questions in a spontaneous and natural manner. It is the extent to which candidates can manipulate their prepared material according to the needs of the teacher/Examiner that determines their marks: once the discussion of the prepared Topic begins, candidates must not be allowed to deliver a prepared monologue or a series of obviously prepared replies.

(f) The teacher/Examiner must try to extend the candidate as far as possible by giving him/her the opportunity to provide opinions and justifications and use a variety of tenses. Candidates who do not show that they are able to use past and future tenses accurately cannot be awarded a mark in the Satisfactory band or above for Language (see Table C of the Marking Instructions). In order to extend the candidate as far as possible, the teacher/Examiner should probe, explore, ask for explanations, enlargements, descriptions (how? when? why? tell me a bit more about… etc.).

For the mark scheme, see Tables B and C of the Marking Instructions.

Test 3: General Conversation (about 5 minutes) 30 marks

(a) The teacher/Examiner must indicate to the candidate the point of transition from Topic Conversation to General Conversation.

It can be helpful to ease the candidate into the General Conversation either by starting out from a point of interest noted earlier, or by asking a couple of general 'starter' questions relating to the candidate's everyday life.

Questioning in the General Conversation must not cover the same material as the Topic Conversation, e.g. if the candidate has talked about sport in the Topic Conversation, it is not appropriate for the teacher/Examiner to return to this topic in the General Conversation.

The General Conversation must last the stipulated five minutes for each candidate. Some candidates may dry up after a few minutes, but it is important to persevere with the conversation (e.g. by complete changes of subject), so that they are given every opportunity to do themselves justice.

(b) The teacher/Examiner should aim to cover **two or three** of the Defined Content Examination Topics in this section of the test (these are listed in the Syllabus Content section of the syllabus booklet). With weaker candidates, it may be necessary to cover a greater number of topics superficially, but with more able candidates, the teacher/Examiner should ask a series of linked questions on just two or three topics, in order to explore these in greater depth. Examples of suitable topics are school (subjects, number of periods, times, games, etc.), home, town, journey to and from school, free time (evenings, weekends), holidays, hobbies. All candidates can reasonably be expected to have the command of vocabulary and idiom necessary to discuss these topics.

Need a home tutor? Visit smiletutor.sg

Precise factual information or knowledge is not required, and candidates should not be penalised for lack of such knowledge. The teacher/Examiner should be ready to pass on quickly to another topic if candidates are obviously out of their depth. Teacher/Examiners should try to avoid questions which might embarrass or upset a candidate.

(c) Candidates are expected to give natural replies to questions so their answers need not be in the form of complete sentences. However, candidates whose conversation consists largely of monosyllabic or disjointed replies cannot gain much credit for such a performance, and it is therefore the teacher/Examiner's responsibility to avoid questions inviting answers of simply 'yes' or 'no'. Instead, the teacher/Examiner must use a variety of question types and interrogative adverbs, ranging from a basic level of simple questions which demand short predictable responses, e.g. when? how many? how long? with whom? with what? how? etc., to more searching questions such as why? tell me about… what do you think about?

(d) Questions should be adjusted to the candidate's ability. However, as in the Topic Conversation, the teacher/Examiner must try to extend the candidate as far as possible by giving them the opportunity to explain and justify their opinions and use a variety of tenses (themes could be past visits to other countries, plans for the future, etc.). Candidates who do not show that they are able to use past and future tenses accurately cannot be awarded a mark in the Satisfactory band or above for Language (see Table C of the Marking Instructions). More able candidates may not be able to do themselves justice if the more stretching questions are avoided.

(e) Candidates should be prompted and encouraged where necessary, and long silences should be avoided. However, candidates should not be interrupted unless it is clear that they cannot complete the answer. Incorrect answers should never be corrected, nor answers supplied when none are given. Questions should be rephrased (rather than repeated) in an attempt to maintain the dialogue.

(f) The use of vocabulary or phrases from the candidate's first language should be avoided, except in the case of particular institutions, e.g. names of examinations, types of school, etc.

(g) The teacher/Examiner must avoid talking too much and limiting the amount of time available to candidates to show what they can do. The onus is on candidates to show that they can converse adequately in the language, but at the same time it is up to the teacher/Examiner to make sure that candidates are given every opportunity to do so by following up any opening given.

For the mark scheme, see Tables B and C of the Marking Instructions.

Test 4: Impression 10 marks

At the end of the test, the teacher/Examiner must make an assessment of the candidate's pronunciation, intonation and fluency based on the candidate's overall performance in the Speaking test.

For the mark scheme, see Table D of the Marking Instructions.

Need a home tutor? Visit smiletutor.sg

© UCLES 2017

MARKING INSTRUCTIONS

Use the Speaking Examination Working Mark Sheet (see page 22: to be photocopied as required). An electronic version of the Working Mark Sheet is also available.

Test 1 Role Plays. 30 marks. Use Table A.

Enter the mark for each task in the ten columns 1–10 of the Speaking Examination Working Mark Sheet.

Test 2 Topic Presentation/Conversation. 30 marks. Use Tables B and C.

(i) Award a mark out of 15 for Communication using Table B.
Enter the mark in column 11.

(ii) Award a mark out of 15 for Language using Table C.
Enter the mark in column 12.

Test 3 General Conversation. 30 marks. Use Tables B and C.

Mark as for Test 2 using Tables B and C.
Enter marks out of 15 in columns 13 and 14.

Test 4 Impression. 10 marks. Use Table D.

Enter the mark (maximum 10) in column 15.

Add the marks and enter the total, in large figures, in the column headed Total Mark. Please double-check the addition as even small errors create problems.

Marking: General Principles

1 Teacher/Examiners are urged to use the full range of marks, bearing in mind that it is not necessary for a candidate to be of native speaker standard in order to be given maximum marks within any single category.

2 The general approach is a positive one and marks should be awarded based on what the candidate can do rather than deducted for errors.

3 Above all else, teacher/Examiners should be consistent in their marking. The moderation process allows for adjustments to be made to consistently harsh or consistently generous marking. Where teacher/Examiners are unsure of the mark to award, they should err on the side of generosity.

Need a home tutor? Visit smiletutor.sg

© UCLES 2017

[Turn over

TABLE A – Test 1: Role Plays (30 marks)

In this part of the test, the teacher/Examiner plays the part of a sympathetic native speaker with no knowledge of the candidate's first language.

The role plays test the ability of the candidates to communicate needs, information, requests, etc., in plausibly life-like situations. Intelligibility is therefore more important than grammatical or syntactic accuracy. However, verbal communication only is assessed: credit is not given for gestures, facial expressions or other non-verbal forms of communication.

Candidates are required to give natural responses, not necessarily in the form of full sentences. The use of appropriate register and correct idiom is rewarded.

Each of the ten tasks to be performed in the role plays will be assessed using the mark scheme below. Marks may not be awarded for the completion of tasks other than those specified by Cambridge in the Role Play Cards/Teachers' Notes Booklet, nor for tasks that are omitted.

An accurate utterance which not only conveys the meaning but which is expressed in native idiom and appropriate register. Minor errors (adjective endings, use of prepositions, etc.) are tolerated. The utterance is intelligible and the task of communication is achieved.	3
The language used is not necessarily the most appropriate to the situation and may contain inaccuracies which do not obscure the meaning.	2
Communication of some meaning is achieved, but the native speaker would find the message ambiguous or incomplete.	1
The utterance is unintelligible to the native speaker.	0

NB **1** If there are two elements in a task and only one is completed, then a maximum of one mark only may be awarded.

2 When awarding marks, teacher/Examiners should start at the bottom of the mark scheme and work upwards:

0 = nothing of worth communicated
1 = partial communication
2 = all points communicated – but with some linguistic inaccuracies – meaning clear
3 = meaning clear and accurately conveyed.

3 Short utterances, if appropriate, can be worth three marks.

Need a home tutor? Visit smiletutor.sg

© UCLES 2017

TABLES B and C – Tests 2 and 3: Topic Presentation/Conversation and General Conversation (2 × 30 marks)

Each of Tests 2 and 3 is awarded two marks: a mark out of 15 for Communication and a mark out of 15 for Language (see Tables B and C).

It is important that teacher/Examiners award marks positively. In order to ensure that they reward achievement rather than penalise failure or omissions, teacher/Examiners should start at the bottom of the mark scheme and work upwards through the descriptors when awarding marks.

The teacher/Examiner should adopt a 'best-fit' approach. For each of the two assessment criteria, Communication (Table B) and Language (Table C), the teacher/Examiner must select the set of descriptors provided in the mark scheme that most closely describes the quality of the work being marked. As the teacher/Examiner works upwards through the mark scheme, s/he will eventually arrive at a set of descriptors that fits the candidate's performance. When s/he reaches this point, the teacher/Examiner should always then check the descriptors in the band above to confirm whether or not there is just enough evidence to award a mark in the higher band.

When awarding the marks for the Topic Presentation/Conversation, the teacher/Examiner may find that the quality of the work produced in the presentation is superior to that produced in the conversation (or vice versa). In such cases, the teacher/Examiner will need to award a mark that takes into account both the strengths and weaknesses of the performance.

To select the most appropriate mark within each set of descriptors, teacher/Examiners should use the following guidance:

- If most of the descriptors fit the work, then the teacher/Examiner will award the middle mark in the band.
- If the descriptors fully fit the work (and the teacher/Examiner had perhaps been considering the band above), the highest of the three marks will be awarded.
- If there is just enough evidence (and the teacher/Examiner had perhaps been considering the band below), then the lowest mark in the band will be awarded.

Where there are only two marks within a band, the choice will be between work which in most respects meets the descriptors and work which just meets the descriptors.

Need a home tutor? Visit smiletutor.sg

TABLE B – Mark Scheme for Communication

This assesses the candidate's response in terms of comprehension of the teacher/Examiner, immediacy of reaction/response, and successful transmission of messages (including presentation of material in the topic).

Outstanding	• A spontaneous interchange between candidate and Examiner. Candidate responds fully and confidently to all question types. • Can justify and explain routinely. • Very consistent performance. Not necessarily of native speaker standard.	14–15
Very good	• Generally understands questions first time, but may require occasional rephrasing. Can respond satisfactorily to both straightforward and unexpected questions. • Regularly develops own ideas and opinions and provides justifications.	12–13
Good	• Has no difficulty with straightforward questions and responds satisfactorily to some unexpected ones. • Communicates essential elements and can expand occasionally. • Regularly expresses opinions with some simple justifications.	10–11
Satisfactory	• Understands most straightforward questions, but has difficulty with some unexpected ones and needs some rephrasing. • Communicates most of the essential elements. • Can convey simple, straightforward opinions.	7–9
Weak	• Has difficulty with many straightforward questions, but still attempts an answer. • Communicates simple pieces of information.	4–6
Poor	• Frequently has difficulty understanding the questions and has great difficulty in replying. • Communicates a few facts.	1–3
	• Communicates no relevant information.	0

Need a home tutor? Visit smiletutor.sg

© UCLES 2017

TABLE C – Mark Scheme for Language

This assesses the linguistic content of the candidate's answers in terms of complexity, accuracy and range of structures, vocabulary and idiom.

Outstanding	• Very accurate use of a wide range of structures, vocabulary and idiom with occasional errors in more complex language. • Not necessarily of native speaker standard.	14–15
Very good	• Wide range of mostly accurate structures and vocabulary.	12–13
Good	• Good range of generally accurate structures, varied vocabulary.	10–11
Satisfactory*	• Adequate range of structures and vocabulary. **Can use past and future tenses accurately.** Some ambiguity.	7–9
Weak	• Some manipulation of structures and awareness of verbs, though often faulty and/or incomplete. Shows elementary, limited vocabulary.	4–6
Poor	• Shows very limited range of structures and vocabulary.	1–3
	• Nothing coherent or accurate enough to be comprehensible.	0

*Candidates who do not show that they are able to use past and future tenses accurately cannot be awarded a mark in the Satisfactory band or above for Language.

TABLE D – Impression (10 marks)

This assesses the candidate's performance across the whole Speaking test in terms of pronunciation, intonation and fluency.

Very good pronunciation, intonation and fluency; an occasional slight mistake or hesitation. Not necessarily of native speaker standard.	9–10
Good pronunciation and fluency; makes a fair attempt at correct intonation and expression; some mistakes and/or hesitation.	7–8
A fair degree of fluency and accuracy in pronunciation despite quite a number of errors; some attempt at intonation and expression.	5–6
Conveys some meaning despite a lack of fluency and many errors; pronunciation strongly influenced by first language.	3–4
Many gross errors; frequently incomprehensible.	1–2
Nothing comprehensible.	0

Need a home tutor? Visit smiletutor.sg

© UCLES 2017

[Turn over

For Role Play Cards One, Two, Three. Role Play A.

A

Estudiante: tú mismo/a
Profesor(a): empleado/a de una tienda de ropa

Estás de vacaciones en España. Vas a una tienda de ropa para comprar camisetas.

P **Salude al/a la estudiante y pregúntele "¿En qué puedo servirlo/la?"**

E **(i)** Saluda al empleado / a la empleada; **y**

(ii) Dile lo que quieres.

P **Pregúntele "¿Quiere camisetas grandes o pequeñas?"**

E Escucha lo que te dice y dile qué camisetas quieres.

P **Pregúntele "¿Cuántas camisetas quiere?"**

E Dile cuántas camisetas quieres.

P **Pregúntele "¿Qué color le gustaría?"**

E Dile qué color te gustaría.

P **Dígale "Aquí tiene la(s) camiseta(s)."**

E **(i)** Dale las gracias; **y**

(ii) Pregunta el precio.

P **Responda de forma apropiada y termine la conversación.**

Need a home tutor? Visit smiletutor.sg

© UCLES 2017

For Role Play Cards Four, Five, Six. Role Play A.

A

Estudiante: tú mismo/a
Profesor(a): empleado/a de una cafetería

Estás en España con tus amigos. Vais a una cafetería para tomar unas hamburguesas.

P **Salude al/a la estudiante y pregúntele "¿En qué puedo servirlo/la?"**

E **(i)** Saluda al empleado / a la empleada; **y**

(ii) Dile lo que quieres.

P **Pregúntele "¿Cuántas hamburguesas quiere?"**

E Dile cuántas hamburguesas quieres.

P **Pregúntele "¿Quiere las hamburguesas con cebolla o con queso?"**

E Escucha lo que te dice y dile cómo quieres las hamburguesas.

P **Pregúntele "¿Quiere algo más?"**

E Dile otra cosa que quieres tomar.

P **Dígale "Aquí tiene todo."**

E **(i)** Dale las gracias; **y**

(ii) Pregunta el precio.

P **Responda de forma apropiada y termine la conversación.**

Need a home tutor? Visit smiletutor.sg

© UCLES 2017

[Turn over

For Role Play Cards Seven, Eight, Nine. Role Play A.

A

Estudiante: tú mismo/a
Profesor(a): empleado/a en la oficina de turismo

Estás de vacaciones en España. Vas a la oficina de turismo para comprar entradas para un concierto.

P **Salude al/a la estudiante y pregúntele "¿En qué puedo servirlo/la?"**

E **(i)** Saluda al empleado / a la empleada; **y**

(ii) Dile lo que quieres.

P **Dígale "Hay muchos conciertos. ¿Prefiere un concierto de música clásica o de flamenco?"**

E Escucha lo que te dice y dile qué concierto prefieres.

P **Pregúntele "¿Qué día quiere ir al concierto?"**

E Dile qué día quieres ir al concierto.

P **Pregúntele "¿Cuántas entradas quiere?"**

E Dile cuántas entradas quieres.

P **Dígale "Aquí tiene su(s) entrada(s)."**

E **(i)** Dale las gracias; **y**

(ii) Pregunta el precio.

P **Responda de forma apropiada y termine la conversación.**

Need a home tutor? Visit smiletutor.sg

© UCLES 2017

For Role Play Cards One, Four, Seven. Role Play B.

B

Estudiante: tú mismo/a
Profesor(a): recepcionista en el dentista

Estás en México. Tienes una cita mañana para ver al dentista. Llamas por teléfono para cambiar la hora de la cita.

P **Conteste el teléfono y diga "Buenos días. ¿En qué puedo servirlo/la?"**

E **(i)** Saluda al/a la recepcionista; **y**

(ii) Dile para qué llamas.

P **Dígale "De acuerdo. ¿Por qué necesita cambiar la cita?"**

E **(i)** Discúlpate; **y**

(ii) Dile por qué tienes que cambiar la cita.

P **Dígale "Ya veo. ¿Cuál es su apellido y su fecha de nacimiento?"**

E **(i)** Dile tu apellido; **y**

(ii) Dile tu fecha de nacimiento.

P **Dígale "Ah sí… Puedo ver que su cita es mañana a las diez."**

E Quieres saber si puedes ver al dentista a las doce. Haz **una** pregunta apropiada.

P **Dígale "Lo siento mucho pero el día está completo. La próxima semana es mejor. ¿Qué día puede venir?"**

E Responde a lo que te pregunta.

P **Responda de forma apropiada y termine la conversación.**

Need a home tutor? Visit smiletutor.sg

© UCLES 2017

[Turn over

For Role Play Cards Two, Five, Eight. Role Play B.

B

Estudiante: tú mismo/a
Profesor(a): recepcionista en la compañía de taxis

Estás de vacaciones en Venezuela. Olvidaste tu monedero en el taxi. Llamas por teléfono a la compañía de taxis para preguntar si tienen tu monedero.

P **Conteste el teléfono y diga "Compañía de taxis. ¿En qué puedo servirlo/la?"**

E **(i)** Saluda al/a la recepcionista; **y**

(ii) Dile para qué llamas.

P **Pregúntele "¿Cómo es el monedero?"**

E Dile cómo es tu monedero. Menciona **dos** detalles.

P **Pregúntele "¿Cuándo viajó en el taxi?"**

E Responde a lo que te pregunta.

P **Dígale "Tengo su monedero aquí. Puede venir a recoger el monedero ahora mismo, si quiere."**

E (Han encontrado tu monedero.)

(i) Estás contento/a: ¿Qué dices?

(ii) Explica por qué no puedes ir a recoger el monedero ahora mismo.

P **Dígale "Está bien. Puede venir a recogerlo más tarde."**

E Quieres saber a qué hora cierra la oficina. Haz **una** pregunta apropiada.

P **Responda de forma apropiada y termine la conversación.**

Need a home tutor? Visit smiletutor.sg

© UCLES 2017

For Role Play Cards Three, Six, Nine. Role Play B.

B

Estudiante: tú mismo/a
Profesor(a): empleado/a en la compañía de alquiler de coches

Estás de vacaciones en Argentina con tu familia. Vas a la compañía de alquiler de coches porque tu familia quiere alquilar un coche.

P Salude al/a la estudiante y pregúntele "¿En qué puedo servirlo/la?"

E **(i)** Saluda al empleado / a la empleada; **y**

(ii) Dile lo que quieres.

P Pregúntele "¿Cuántas personas van a viajar en el coche? Y ¿qué tipo de lugares van a visitar?"

E **(i)** Dile cuántas personas van a viajar en el coche; **y**

(ii) Dile qué tipo de lugares vais a visitar.

P Dígale "Vale. Tengo un coche listo para ustedes. Está aquí."

E **(i)** Estás contento/a: ¿Qué dices?

(ii) Da tu opinión del coche.

P Pregúntele "¿Quién va a conducir?"

E Responde a lo que te pregunta.

P Dígale "Muy bien. Aquí tiene las llaves."

E Quieres saber a qué hora hay que devolver el coche. Haz **una** pregunta apropiada.

P Responda de forma apropiada y termine la conversación.

Need a home tutor? Visit smiletutor.sg

© UCLES 2017

[Turn over

© UCLES 2017

SPANISH (0530)
Speaking Examination Working Mark Sheet

Please read the instructions printed in the Teachers' Notes Booklet before completing this form.

Centre Number						Centre Name		**June**	**2**	**0**	**1**	**7**

Candidate Number	R.P. Card no.	Candidate Name		Role Play A (max 15)					Role Play B (max 15)					Topic / Topic Conversation (max 30)		General Conversation (max 30)		Impression (max 10)	Total Mark	Internal and/or External Moderation
			Task	1	2	3	4	5	6	7	8	9	10	11	12	13	14	15		
			Mark (Max)	**3**	**3**	**3**	**3**	**3**	**3**	**3**	**3**	**3**	**3**	**15**	**15**	**15**	**15**	**10**	**100**	

Need a home tutor? Visit smiletutor.sg

Name of Examiner completing this form in capitals		Signature		Date						

Cambridge IGCSE Spanish (0530): Cover Sheet for Moderation Sample

A copy of this cover sheet must be completed by the Centre and enclosed with the moderation documentation and recorded sample to be despatched to Cambridge.

Centre name: | **Centre number:**

1 Tick to confirm that the required moderation documents are enclosed:

- ☐ (i) Moderator copy of MS1 **or** printout of Internal Marks Report.
- ☐ (ii) Copy of completed Working Mark Sheet(s) (WMS).*

(* One WMS per Examiner in Centres using more than one Examiner)

If any other documents are enclosed for Cambridge's attention, please list them below:

.....

2 Tick to confirm that documentation has been checked for arithmetical and transcription errors:

- ☐ (i) Addition of marks on WMS has been checked and Total Mark is correct for each candidate.
- ☐ (ii) Total Mark for each candidate has been correctly transferred to the MS1 or computer.

3 Tick to confirm that the recording quality of moderation samples has been checked:

- ☐ All sample recordings are clearly audible.
- ☐ Samples are recorded on standard size CDs and recorded at normal speed.
- ☐ **Digital recordings only:** each candidate saved individually and files saved as .mp3.

4 Tick to confirm that the correct number of candidates has been submitted for moderation:

For Centres with 16 or fewer candidates, the following are enclosed:

- ☐ Recordings of the complete Speaking tests of all candidates.

For Centres with 17 or more candidates, the following are enclosed:

- ☐ (i) Recordings of the complete Speaking tests of 6 candidates across the range **AND**
- ☐ (ii) Recordings of the complete Speaking tests of the first 10 candidates by candidate number.

5 CENTRES USING MORE THAN 1 EXAMINER – tick to confirm Internal moderation procedures:

- ☐ Copy of permission from Cambridge to use more than 1 Examiner enclosed.
- ☐ Internal moderation carried out and details of Internal moderation procedures enclosed.

Materials checked by: (name) | **Date:**

(signature)

Need a home tutor? Visit smiletutor.sg

© UCLES 2017

BLANK PAGE

Permission to reproduce items where third-party owned material protected by copyright is included has been sought and cleared where possible. Every reasonable effort has been made by the publisher (UCLES) to trace copyright holders, but if any items requiring clearance have unwittingly been included, the publisher will be pleased to make amends at the earliest possible opportunity.

To avoid the issue of disclosure of answer-related information to candidates, all copyright acknowledgements are reproduced online in the Cambridge International Examinations Copyright Acknowledgements Booklet. This is produced for each series of examinations and is freely available to download at www.cie.org.uk after the live examination series.

Cambridge International Examinations is part of the Cambridge Assessment Group. Cambridge Assessment is the brand name of University of Cambridge Local Examinations Syndicate (UCLES), which is itself a department of the University of Cambridge.

Need a home tutor? Visit smiletutor.sg

Cambridge International Examinations
Cambridge International General Certificate of Secondary Education

SPANISH **0530/11**

Paper 1 Listening **May/June 2017**

TRANSCRIPT

Approx. 45 minutes

The syllabus is approved for use in England, Wales and Northern Ireland as a Cambridge International Level 1/Level 2 Certificate.

This document consists of **10** printed pages.

© UCLES 2017

Need a home tutor? Visit smiletutor.sg

TRACK 1

ENG This is the Cambridge International Examinations, International General Certificate of Secondary Education, June 2017 Examination, in Spanish. Paper 1, Listening.

TRACK 2

M1 **Sección 1**

M1 **Ejercicio 1. Preguntas 1 a 8.**

M1 En esta sección del examen vas a oír una serie de observaciones o diálogos cortos que podrías oír en países donde se habla español.

M1 Para cada pregunta indica tu respuesta escribiendo una X en la casilla correcta.

M1 Vas a oír cada observación o diálogo dos veces.

M1 Vas a un centro deportivo con tu amiga.

M1 **Número 1**

M1 Al salir de casa, tu amiga te dice:

* [SETTING: INTERIOR]

F2 *¡Qué mal! Hay tormenta.*

M1 ¿Qué tiempo hace? **

PAUSE 00'10"
REPEAT FROM * TO **
PAUSE 00'05"

M1 **Número 2**

M1 Cuando llegáis al centro deportivo, el recepcionista dice:

* [Setting: interior]

M2 *Hay una oferta para los adolescentes.*

M1 ¿Para quién hay una oferta? **

PAUSE 00'10"
REPEAT FROM * TO **
PAUSE 00'05"

M1 **Número 3**

M1 Tu amiga mira el horario y dice:

* [SETTING: INTERIOR]

F2 *Hoy el centro cierra a las once de la noche.*

Need a home tutor? Visit smiletutor.sg

M1 ¿A qué hora cierra el centro deportivo hoy? **

PAUSE 00'10"
REPEAT FROM * TO **
PAUSE 00'05"

M1 **Número 4**

M1 Tu amiga ha olvidado algo. Dice:

* [SETTING: INTERIOR]

F2 *¡Qué desastre! No tengo la mochila.*

M1 ¿Qué ha olvidado tu amiga? **

PAUSE 00'10"
REPEAT FROM * TO **
PAUSE 00'05"

M1 **Número 5**

M1 Más tarde, tu amiga pregunta:

* [SETTING: INTERIOR]

F2 *¿Vamos a la cancha de tenis?*

M1 ¿Adónde quiere ir tu amiga? **

PAUSE 00'10"
REPEAT FROM * TO **
PAUSE 00'05"

M1 **Número 6**

M1 Cuando termináis, tu amiga dice:

* [SETTING: INTERIOR]

F2 *Me siento mal. Me duele la pierna.*

M1 ¿Qué le duele a tu amiga? **

PAUSE 00'10"
REPEAT FROM * TO **
PAUSE 00'05"

M1 **Número 7**

M1 En la cafetería, tu amiga dice:

* [SETTING: INTERIOR]

F2 *Quiero una tostada, ¿y tú?*

Need a home tutor? Visit smiletutor.sg

M1 ¿Qué quiere comer tu amiga? **

PAUSE 00'10"
REPEAT FROM * TO **
PAUSE 00'05"

M1 **Número 8**

M1 Después de comer, tu amiga dice:

* [SETTING: INTERIOR]

F2 *Volvemos en tren.*

M1 ¿Cómo vais a volver? **

PAUSE 00'10"
REPEAT FROM * TO **
PAUSE 00'05"

TRACK 3

M1 **Ejercicio 2. Preguntas 9 a 15.**

M1 Vas a oír un anuncio sobre unos campamentos de verano. Escúchalo con atención y completa la ficha en español. Habrá una pausa durante el anuncio.

M1 Vas a oír el anuncio dos veces, pero antes tienes unos segundos para leer las preguntas.

PAUSE 00'30"

* [SETTING: RADIO ADVERTISEMENT]

F1 *Ahora, vamos a escuchar la información sobre los campamentos de verano para jóvenes. Este año son en la montaña, en un lugar con un paisaje precioso. Los campamentos comienzan el dos de julio. Pueden participar jóvenes de entre diez y diecisiete años. Hay varios campamentos durante todo el verano y cada campamento dura ocho días. Si estás interesado, visita la página de Internet de tu ayuntamiento local. Como siempre, cada joven tiene que llevar un saco de dormir. Todas las comidas están incluidas y son deliciosas.*

PAUSE 00'05"

F1 *Se dormirá en habitaciones compartidas con cuatro personas. En las habitaciones no hay Internet así que se aconseja no llevar ordenador porque no se podrá usar. En cada campamento hay muchas actividades estupendas para todas las edades. Entre las actividades este año hay clases de natación. Para ayudar en el campamento todos los jóvenes tienen que lavar los platos después de comer. Es una oportunidad fantástica para hacer amigos y pasarlo bien. ¿Qué esperas para participar? **

PAUSE 00'10"

M1 Ahora vas a oír el anuncio por segunda vez.

REPEAT FROM * TO **
PAUSE 00'10"

Need a home tutor? Visit smiletutor.sg

TRACK 4

M1 **Sección 2**

M1 **Ejercicio 1. Pregunta 16.**

M1 Vas a oír la opinión de cuatro jóvenes sobre su casa.

M1 Escucha lo que dicen con atención y escribe una X en la casilla si la afirmación es Verdad.

M1 Hay que marcar solo 6 casillas.

M1 Vas a oír lo que dicen dos veces, pero antes tienes unos segundos para leer las afirmaciones.

PAUSE 00'30"

M1 Escucha lo que dicen los jóvenes.

* [SETTING: INTERIOR]

M2 *Hola, me llamo Alejandro. A mí me encanta mi casa porque está en la costa y puedo ver la playa desde mi ventana. Lo malo de mi casa es que está lejos del centro de la ciudad y por eso no puedo salir con mis amigos. Sin embargo, tiene tantos dormitorios que casi todos los fines de semana algunos amigos se quedan a dormir.*

PAUSE 00'05"

F1 *Hola, soy Rosa y vivo en una casa muy vieja. Todas las habitaciones son oscuras y no hay espacio para nada. La casa de mi tía es mucho mejor. A menudo voy allí a pasar el día porque no trabaja y tiene tiempo suficiente para mí. Además, cocina muy bien y ¡siempre me prepara mi plato preferido!*

PAUSE 00'05"

M1 *Hola, soy Julián y tengo diferentes casas porque mi padre es arquitecto. Las alquilamos frecuentemente. Mi preferida está en las montañas en los Alpes. Aunque no sé esquiar, me gusta la nieve y a veces paso horas pintando el paisaje que se ve desde el salón. A mi padre le encantan mis cuadros y a veces los pintamos juntos.*

PAUSE 00'05"

F2 *Hola, me llamo Carolina y vivo en una casa en el campo. Me gusta porque no tengo que compartir mi habitación con mi hermana. Sin embargo, es aburrido porque no hay nada que hacer. A mi hermana le encanta porque hay un lago cerca donde va a nadar. Le interesan las actividades al aire libre y siempre está fuera, mientras que a mí me gusta más quedarme en casa.* **

PAUSE 00'10"

M1 Ahora vas a oír a los jóvenes por segunda vez.

REPEAT FROM * TO **
PAUSE 00'10"

Need a home tutor? Visit smiletutor.sg

TRACK 5

M1 **Ejercicio 2. Preguntas 17 a 25.**

M1 Vas a oír una entrevista con Alberto, un joven cantante en un grupo de música rock.

M1 Escúchala con atención y contesta a las preguntas.

M1 Habrá una pausa durante la entrevista.

M1 **Primera parte: Preguntas 17 a 21.**

M1 En cada frase hay algo que no corresponde a lo que se dice en la entrevista. Escucha la entrevista y escribe la palabra correcta en español.

M1 Vas a oír la primera parte de la entrevista dos veces, pero antes tienes unos segundos para leer las preguntas 17 a 21.

PAUSE 00'30"

* [SETTING: RADIO INTERVIEW]

F2 *Hola Alberto, bienvenido. Para empezar, ¿cuánto tiempo llevas en el mundo de la música?*

M2 *Cuando mi hermano tenía diecisiete años, compró una guitarra. Aunque yo tenía solo quince años, lo veía tocar y quería ser como él.*

F2 *¿Tú también la tocabas?*

M2 *No, nunca me permitía tocar su guitarra porque era bastante cara. Por eso yo me quedaba en mi habitación y comencé a escribir canciones.*

F2 *¿Y qué pasó entonces?*

M2 *Un día después de desayunar, mi hermano me oyó cantar una de mis canciones y le gustó. Así que formamos un grupo con sus amigos y empezamos a tocar los domingos en el garaje de mi casa.*

F2 *¿Tuvisteis algún problema?*

M2 *Bueno, mi madre estaba preocupada porque decía que perdíamos el tiempo y no podíamos estudiar lo suficiente.*

F2 *Y, ¿ahora?*

M2 *A ver, ya no es un problema porque en todos mis exámenes he sacado buenas notas. De hecho, el director de mi instituto nos pidió tocar en la fiesta de Navidad y fue un éxito. ***

PAUSE 00'20"

M1 Ahora vas a oír la primera parte de la entrevista por segunda vez.

REPEAT FROM * TO **
PAUSE 00'20"

Need a home tutor? Visit smiletutor.sg

M1 **Segunda parte: Preguntas 22 a 25.**

M1 Vas a oír la segunda parte de la entrevista dos veces. Escúchala y contesta a las preguntas en español. Tienes unos segundos para leer las preguntas.

PAUSE 00'30"

*** [SETTING: RADIO INTERVIEW]

F2 *¿Por qué crees que tus canciones son populares?*

M2 *Nunca hablan de historias de amor porque ya otros lo hacen. A la gente le gustan mis canciones porque hablan de la vida moderna. Además la música es buena.*

F2 *¿Qué ambiciones tenéis?*

M2 *Pronto daremos un concierto en un festival local a veinte kilómetros de aquí. Quizás sea una gran oportunidad y espero conocer a artistas famosos. ¡Sería mi sueño!*

F2 *¿Y después?*

M2 *Mi hermano piensa que cuando él se vaya de casa el año próximo será difícil seguir. Sin embargo, yo soy optimista porque él podría volver a casa los fines de semana. Así continuaríamos.*

F2 *¿Qué les dirías a otros jóvenes como tú?*

M2 *Les podría dar algunos consejos. Nosotros tenemos una página de Internet donde pueden encontrar nuestro correo electrónico en la parte derecha, si quieren nuestra ayuda.* ****

PAUSE 00'20"

M1 Ahora vas a oír la segunda parte de la entrevista por segunda vez.

REPEAT FROM *** TO ****
PAUSE 00'20"

TRACK 6

M2 **Sección 3**

M2 **Ejercicio 1. Preguntas 26 a 31.**

M2 Vas a oír una entrevista con Carmen, una joven que vive en Irlanda y vende productos españoles por Internet.

M2 Escúchala con atención y contesta a las preguntas escribiendo una X en la casilla correcta.

M2 Habrá una pausa durante la entrevista.

M2 Vas a oír la entrevista dos veces, pero antes tienes unos segundos para leer las preguntas.

PAUSE 01'00"

* [SETTING: RADIO INTERVIEW]

Need a home tutor? Visit smiletutor.sg

M1 *Bienvenida, Carmen. Dime, ¿cómo tuviste la idea de vender productos españoles por Internet?*

F2 *Bueno, vine a Irlanda a estudiar cuando tenía dieciocho años y echaba terriblemente de menos todas las cosas españolas. Si quería algo, mi madre me lo tenía que mandar y tardaba una semana en llegar. Un día, en el cuarto año de la universidad, estaba hablando con una compañera española y me vino la idea. A partir de ahí, no he parado.*

M1 *Y ¿cómo empezaste?*

F2 *Empecé ofreciendo muchos productos diferentes de comida. Mi primo conocía al dueño de una empresa de comida española típica. Yo le compraba cosas como chorizo, queso y mucho más y luego las vendía por Internet. La verdad es que era complicado porque a veces no vendía lo suficiente. De hecho, hubo veces en las que perdí dinero pero aprendí de mis errores.*

M1 *Pero ahora no vendes comida, ¿verdad?*

F2 *No, porque es muy difícil. Ahora vendo cosas de flamenco – zapatos, CDs, trajes – y en dos años he tratado con miles de personas. La semana pasada un bailarín de flamenco muy famoso me llamó por teléfono. Al contestar, durante unos segundos yo no tenía palabras y no dije nada. Él solo quería felicitarme pero fue algo especial.*

PAUSE 00’15”

M1 *Y ¿hay alguien que te ayude?*

F2 *Bueno, los primeros dos meses mis padres no sabían nada. Ellos creían que solamente me dedicaba a mis estudios. Cuando no tenía tiempo para hablar, les decía que estaba estudiando en la biblioteca de la universidad y por eso pensaban que esto era lo único que hacía. Sin embargo, cuando me di cuenta de que el negocio funcionaba y que era algo serio, se lo conté y al final ellos me apoyaron mucho.*

M1 *En tu opinión, ¿qué es esencial?*

F2 *Bueno, yo soy muy joven pero creo que lo más importante es que entendamos a los clientes. Muchas empresas gastan millones en publicidad. Yo nunca la he necesitado para nada porque ofrezco al público lo que quiere.*

M1 *Y finalmente, ¿cuáles son tus planes de futuro?*

F2 *Por ahora no lo sé pero creo que me gustaría volver a la universidad. Aunque ya terminé mis estudios, a veces me faltan conocimientos de matemáticas. Además, ahora tengo algo de tiempo libre y no será problema. ***

PAUSE 00’15”

M2 Ahora vas a oír la entrevista por segunda vez.

REPEAT FROM * TO **
PAUSE 00’15”

Need a home tutor? Visit smiletutor.sg

TRACK 7

M1 **Ejercicio 2. Preguntas 32 a 40.**

M1 Vas a oír una entrevista con Malena Sánchez, una científica chilena que trabaja en la Antártida.

M1 Escúchala con atención y contesta a las preguntas en español.

M1 Habrá dos pausas durante la entrevista.

M1 Vas a oír la entrevista dos veces, pero antes tienes unos segundos para leer las preguntas.

PAUSE 00'45"

* [SETTING: RADIO INTERVIEW]

M2 *Malena Sánchez es una científica chilena que vive en la Antártida gran parte del año. Malena, ¿cuándo fuiste por primera vez?*

F1 *Cuando tenía dieciséis años hubo un concurso entre colegios para visitar la Antártida chilena. Teníamos que escribir un proyecto sobre el medio ambiente y el mío fue uno de los ganadores.*

M2 *¡Qué joven! Y ¿qué tal fue el viaje?*

F1 *Bueno, era la primera vez que viajaba en barco y fue una experiencia fenomenal. Cuando vi el mar, el hielo, los animales… ¡uf!*

M2 *Has vuelto muchas veces a la Antártida, ¿verdad?*

F1 *Sí. Cuando estaba en la universidad volví por segunda vez. Allí, mis compañeros se dedicaron a estudiar el clima mientras yo estudié los animales de la zona.*

PAUSE 00'20"

M2 *Ahora trabajas en la Antártida como científica. ¿Es duro?*

F1 *No me molesta ni el frío ni estar sola. A lo que no puedo acostumbrarme es a la oscuridad porque yo prefiero los días con mucha luz.*

M2 *¿Cómo es tu día normal?*

F1 *El trabajo es siempre distinto pero todos los miembros del equipo intentamos desayunar y comer en la cantina juntos, para charlar.*

M2 *¿Qué haces en los ratos libres?*

F1 *En nuestro centro científico también hay bar, biblioteca y sala de juegos, donde me encanta jugar al tenis de mesa. A veces hacemos fiestas así que nunca nos aburrimos.*

PAUSE 00'20"

M2 *¿Qué es lo que más te gusta de vivir en la Antártida?*

F1 *Aparte del paisaje impresionante, estoy contenta porque, para mí, el trabajo que hacemos los científicos es esencial porque salvará el planeta. Además, he hecho muchos amigos.*

Need a home tutor? Visit smiletutor.sg

M2 *¿Hay algo más que quieres hacer en la Antártida?*

F1 *Pues sí. Tengo muchas ganas de encontrar una flor especial. La Antártida es el único lugar donde crece. No me quiero ir sin hacerlo.*

M2 *¿Qué planes tienes para cuando termines el trabajo en la Antártida?*

F1 *Quiero escribir un libro para explicar las dificultades de ser científico. En cuanto tenga tiempo lo haré. ***

PAUSE 00'45"

M1 Ahora vas a oír la entrevista por segunda vez.

REPEAT FROM * TO **
PAUSE 00'45"

M1 Se ha terminado el examen. Cierra tu cuestionario.

ENG This is the end of the examination.

Permission to reproduce items where third-party owned material protected by copyright is included has been sought and cleared where possible. Every reasonable effort has been made by the publisher (UCLES) to trace copyright holders, but if any items requiring clearance have unwittingly been included, the publisher will be pleased to make amends at the earliest possible opportunity.

To avoid the issue of disclosure of answer-related information to candidates, all copyright acknowledgements are reproduced online in the Cambridge International Examinations Copyright Acknowledgements Booklet. This is produced for each series of examinations and is freely available to download at www.cie.org.uk after the live examination series.

Cambridge International Examinations is part of the Cambridge Assessment Group. Cambridge Assessment is the brand name of University of Cambridge Local Examinations Syndicate (UCLES), which is itself a department of the University of Cambridge.

Need a home tutor? Visit smiletutor.sg

Cambridge International Examinations
Cambridge International General Certificate of Secondary Education

SPANISH **0530/12**

Paper 1 Listening **May/June 2017**

TRANSCRIPT

Approx. 45 minutes

The syllabus is approved for use in England, Wales and Northern Ireland as a Cambridge International Level 1/Level 2 Certificate.

This document consists of **10** printed pages.

© UCLES 2017

Need a home tutor? Visit smiletutor.sg

TRACK 1

ENG This is the Cambridge International Examinations, International General Certificate of Secondary Education, June 2017 Examination, in Spanish. Paper 1, Listening.

TRACK 2

M1 **Sección 1**

M1 **Ejercicio 1. Preguntas 1 a 8.**

M1 En esta sección del examen vas a oír una serie de observaciones o diálogos cortos que podrías oír en países donde se habla español.

M1 Para cada pregunta indica tu respuesta escribiendo una X en la casilla correcta.

M1 Vas a oír cada observación o diálogo dos veces.

M1 Estás en casa de tu amigo.

M1 **Número 1**

M1 En su casa, tu amigo te dice:

* [SETTING: INTERIOR]

M2 *Mi habitación favorita es el salón.*

M1 ¿Qué habitación prefiere tu amigo? **

PAUSE 00'10"
REPEAT FROM * TO **
PAUSE 00'05"

M1 **Número 2**

M1 Tu amigo te ofrece algo:

* [SETTING: INTERIOR]

M2 *¿Quieres un zumo de manzana?*

M1 ¿Qué te ofrece tu amigo? **

PAUSE 00'10"
REPEAT FROM * TO **
PAUSE 00'05"

M1 **Número 3**

M1 Por la tarde, tu amigo te dice:

* [SETTING: INTERIOR]

M2 *Vamos a jugar al baloncesto.*

Need a home tutor? Visit smiletutor.sg

© UCLES 2017

M1 ¿Qué quiere hacer tu amigo? **

PAUSE 00'10"
REPEAT FROM * TO **
PAUSE 00'05"

M1 Número 4

M1 Quieres ir a comer algo. Tu amigo te dice:

* [SETTING: INTERIOR]

M2 *La pastelería está en la tercera calle a la izquierda.*

M1 ¿Dónde está la pastelería? **

PAUSE 00'10"
REPEAT FROM * TO **
PAUSE 00'05"

M1 **Número 5**

M1 Tu amigo necesita comprar algo. Te dice:

* [SETTING: INTERIOR]

M2 *Tengo que comprar una revista para mi hermana.*

M1 ¿Qué tiene que comprar tu amigo? **

PAUSE 00'10"
REPEAT FROM * TO **
PAUSE 00'05"

M1 **Número 6**

M1 En casa, tu amigo dice:

* [SETTING: INTERIOR]

M2 *¡Ven a ver a mi gato!*

M1 ¿Qué animal tiene tu amigo? **

PAUSE 00'10"
REPEAT FROM * TO **
PAUSE 00'05"

M1 **Número 7**

M1 Estáis viendo la televisión. Tu amigo dice:

* [SETTING: INTERIOR]

M2 *La película empieza a las nueve y media.*

Need a home tutor? Visit smiletutor.sg

M1 ¿A qué hora empieza la película? **

PAUSE 00'10"
REPEAT FROM * TO **
PAUSE 00'05"

M1 **Número 8**

M1 Quieres leer algo. Tu amigo te dice:

* [SETTING: INTERIOR]

M2 *Este libro es muy bueno. Es de miedo.*

M1 ¿Qué libro recomienda tu amigo? **

PAUSE 00'10"
REPEAT FROM * TO **
PAUSE 00'05"

TRACK 3

M1 **Ejercicio 2. Preguntas 9 a 15.**

M1 Vas a oír a la guía de un parque acuático. Escúchala con atención y completa la ficha en español. Habrá una pausa durante lo que dice la guía.

M1 Vas a oír la información dos veces, pero antes tienes unos segundos para leer las preguntas.

PAUSE 00'30"

* [SETTING: ANNOUNCEMENT]

F1 *Queridas familias, aquí estamos en el parque acuático. Les recordamos que el parque abre todos los días, excepto los lunes, desde las nueve de la mañana a las ocho de la tarde. Este verano ofrecemos diferentes actividades cada día. Hoy a las cinco de la tarde hay un espectáculo cómico y les prometemos que será divertido para toda la familia. Si quieren ir, pidan las entradas en la taquilla que está al lado de la tienda de recuerdos.*

PAUSE 00'05"

F1 *En el parque acuático hay cinco piscinas diferentes y dos zonas donde los padres pueden tomar el sol mientras los niños lo pasan bien. Además, en la cafetería es gratis la limonada. También pueden ver nuestro menú del día para comer a muy buen precio. Siento decir que en este momento hay un problema con una fuente pero ya la estamos arreglando. Si necesitan ayuda, todos nuestros trabajadores llevan un bañador rojo para reconocerlos. Esperamos que lo pasen genial hoy. **

PAUSE 00'10"

M1 Ahora vas a oír la información por segunda vez.

REPEAT FROM * TO **
PAUSE 00'10"

Need a home tutor? Visit smiletutor.sg

TRACK 4

M1 **Sección 2**

M1 **Ejercicio 1. Pregunta 16.**

M1 Vas a oír la opinión de cuatro jóvenes sobre trabajar durante las vacaciones.

M1 Escucha lo que dicen con atención y escribe una X en la casilla si la afirmación es Verdad.

M1 Hay que marcar solo 6 casillas.

M1 Vas a oír lo que dicen dos veces, pero antes tienes unos segundos para leer las afirmaciones.

PAUSE 00'30"

M1 Escucha lo que dicen los jóvenes.

* [SETTING: INTERIOR]

M2 *Hola, soy Andrés, y trabajo durante las vacaciones de verano y de Navidad. Mis padres tienen una tienda de artesanía mexicana en el centro del pueblo. Yo los ayudo como dependiente. Me pagan bastante bien y me gusta charlar con los extranjeros que vienen a comprar. Necesito el dinero porque el año que viene voy a ir a la universidad y tendré que pagar el alojamiento.*

PAUSE 00'05"

F2 *Yo soy Victoria. En mi pueblo siempre se puede disfrutar del sol y del calor. Durante las vacaciones, trabajo por las mañanas y por la tarde voy a la playa. Mis amigos me dicen que debería viajar como hacen ellos pero yo prefiero trabajar. He tenido diferentes trabajos, por ejemplo, en un supermercado, en una biblioteca y en una oficina.*

PAUSE 00'05"

M1 *Hola, soy Juan Pablo. Este año quiero descansar durante el verano. Mi plan para las vacaciones es ir con un amigo a mi lugar favorito, en el campo. Vamos a pasar unos días escuchando los pájaros en el bosque y pescando en el río. ¡Va a ser genial! Por suerte, gasto poco del dinero que mis padres me dan durante el año y ahora puedo pasar estas vacaciones sin trabajar.*

PAUSE 00'05"

F1 Hola, me llamo Sonia. Normalmente trabajo durante las vacaciones del instituto pero este verano no. Voy a visitar a mis abuelos. El año pasado trabajé en un restaurante pero no me llevaba bien con el jefe y los clientes eran bastante maleducados. Mis padres estaban preocupados y ahora prefieren que pase las vacaciones sin trabajar. **

PAUSE 00'10"

M1 Ahora vas a oír a los jóvenes por segunda vez.

REPEAT FROM * TO **
PAUSE 00'10"

Need a home tutor? Visit smiletutor.sg

TRACK 5

M1 **Ejercicio 2. Preguntas 17 a 25.**

M1 Vas a oír una entrevista con Marga, que habla sobre la escuela de vela a la que fue en las vacaciones.

M1 Escúchala con atención y contesta a las preguntas.

M1 Habrá una pausa durante la entrevista.

M1 **Primera parte: Preguntas 17 a 21.**

M1 En cada frase hay algo que no corresponde a lo que se dice en la entrevista. Escucha la entrevista y escribe la palabra correcta en español.

M1 Vas a oír la primera parte de la entrevista dos veces, pero antes tienes unos segundos para leer las preguntas 17 a 21.

PAUSE 00'30"

* [SETTING: RADIO INTERVIEW]

M2 *Hola Marga. ¿Qué tal tus vacaciones en la escuela de vela?*

F2 *Lo pasé fenomenal. Fui con mi primo y estuvimos dos semanas allí. Aprendí a navegar en barco de vela ¡mejor que él!*

M2 *¿Dónde estaba la escuela de vela?*

F2 *Estaba en la costa, en una playa muy tranquila a unos veinte kilómetros de la ciudad. Como ya sabes, me encanta estar cerca del mar.*

M2 *¿Ya habías hecho vela antes?*

F2 *No, era la primera vez, y cuando empezamos me sentía nerviosa pero es un deporte maravilloso y me gustaría continuar haciéndolo.*

M2 *¿No es un deporte peligroso?*

F2 *No. Empiezas en agua no muy profunda y tienes que poder nadar un poco porque es normal caerse al agua a veces.*

M2 *¿Cómo eran los profesores?*

F2 *Había tres. Eran muy serios y explicaron lentamente lo que había que hacer. Para ellos, lo más importante siempre era la seguridad. ***

PAUSE 00'20"

M1 Ahora vas a oír la primera parte de la entrevista por segunda vez.

REPEAT FROM * TO **
PAUSE 00'20"

Need a home tutor? Visit smiletutor.sg

© UCLES 2017

M1 **Segunda parte: Preguntas 22 a 25.**

M1 Vas a oír la segunda parte de la entrevista dos veces. Escúchala y contesta a las preguntas en español. Tienes unos segundos para leer las preguntas.

PAUSE 00'30"

*** [SETTING: RADIO INTERVIEW]

M2 *¿Hiciste otras actividades?*

F2 *Sí. También intenté hacer surf. Parecía fácil cuando lo veía en la televisión pero no fue así. Necesitaba descansar cada quince minutos. Por la tarde hicieron varios juegos y fiestas.*

M2 *¿Dónde te alojaste?*

F2 *Dormimos en un albergue juvenil. Estaba limpio y tenía vistas hermosas del mar. Yo estaba en un dormitorio con cinco chicas. Lo malo era que teníamos que arreglar el dormitorio todas las mañanas antes de salir.*

M2 *¿Hiciste vela todos los días?*

F2 *Casi. Por lo general, hacía buen tiempo y había sesiones de vela todas las mañanas pero un día hubo viento del norte y no pudimos navegar porque las olas eran muy grandes. Fue una pena.*

M2 *¿Cuál fue el mejor momento?*

F2 *El mejor momento fue mi primera salida individual en vela. Cuando estaba navegando sola por el mar, me sentía muy orgullosa de poder controlar el barco.* ****

PAUSE 00'20"

M1 Ahora vas a oír la segunda parte de la entrevista por segunda vez.

REPEAT FROM *** TO ****
PAUSE 00'20"

TRACK 6

M2 **Sección 3**

M2 **Ejercicio 1. Preguntas 26 a 31.**

M2 Vas a oír una entrevista con Alberto Martínez, un bombero voluntario español para la organización internacional Bomberos Sin Fronteras.

M2 Escúchala con atención y contesta a las preguntas escribiendo una X en la casilla correcta.

M2 Habrá una pausa durante la entrevista.

M2 Vas a oír la entrevista dos veces, pero antes tienes unos segundos para leer las preguntas.

PAUSE 01'00"

* [SETTING: RADIO INTERVIEW]

Need a home tutor? Visit smiletutor.sg

F1 *Alberto Martínez es un bombero voluntario español para Bomberos Sin Fronteras. Alberto, ¿por qué te hiciste voluntario?*

M1 *Bueno, aunque hacía diez años que era bombero, no había oído hablar de la organización Bomberos Sin Fronteras. Sin embargo, un día, mirando la televisión, vi un gran incendio en otro país. No podían controlarlo y pidieron voluntarios para ir a apagarlo. Yo me ofrecí y soy voluntario desde entonces.*

F1 *¿Qué se necesita para ser voluntario con Bomberos Sin Fronteras?*

M1 *Pues, como trabajamos en diferentes países, es útil si sabes idiomas pero no es esencial, porque siempre hay otros compañeros que hablan otras lenguas. Tampoco importa la edad. Lo más importante es estar en excelente forma física porque es necesario actuar rápido en las emergencias.*

F1 *¿Cuál es la mayor desventaja de tu trabajo como voluntario?*

M1 *Bueno, yo voy a otros países cuando hay emergencias como inundaciones y desastres naturales y no me da miedo. Lo malo es que, aunque mi mujer y mis hijos aceptan lo que hago, los echo de menos. Lo que encuentro más difícil es no estar con ellos. Claro que tienes la oportunidad de ayudar a la gente que sufre y vale la pena.*

PAUSE 00'15"

F1 *¿Cuándo vas como voluntario? ¿Estás siempre disponible?*

M1 *Me gustaría poder ayudar siempre que fuera necesario pero es imposible porque tengo mi trabajo normal. En mi equipo de voluntarios somos veinte y hacemos turnos. Yo sólo estoy disponible en las vacaciones cuando puedo ir al extranjero donde nos necesiten.*

F1 *¿Haces otras actividades dentro de Bomberos Sin Fronteras?*

M1 *Sí, por supuesto. Algunos compañeros tienen un programa de radio donde hablan de lo que hacemos pero yo prefiero ir a dar charlas en colegios. Nos escriben a través de nuestra página de Internet pidiendo que los visitemos y a mí me gusta hablar con los niños sobre lo que hacemos.*

F1 *Para terminar, ¿qué les dirías a los españoles que te están escuchando?*

M1 *Pues, les digo que España es uno de los países donde menos bomberos voluntarios hay, por lo que les animo a que se hagan voluntarios como yo. Tenemos la oportunidad de apagar incendios en los bosques y de trabajar en las oficinas respondiendo a las llamadas de emergencia, entre muchas cosas. Y ¡los compañeros son fantásticos! ***

PAUSE 00'15"

M2 Ahora vas a oír la entrevista por segunda vez.

REPEAT FROM * TO **
PAUSE 00'15"

Need a home tutor? Visit smiletutor.sg

© UCLES 2017

TRACK 7

M1 **Ejercicio 2. Preguntas 32 a 40.**

M1 Vas a oír una entrevista con Julián Díaz, un joven músico.

M1 Escúchala con atención y contesta a las preguntas en español.

M1 Habrá dos pausas durante la entrevista.

M1 Vas a oír la entrevista dos veces, pero antes tienes unos segundos para leer las preguntas.

PAUSE 00'45"

* [SETTING: RADIO INTERVIEW]

F2 *Bienvenido, Julián. Cuéntanos, ¿cómo te hiciste famoso?*

M2 *Bueno, gracias a Internet. Hasta hace cinco meses, tocaba el piano en la calle para ganar dinero. Un día alguien hizo un vídeo con el teléfono móvil y lo puso en Internet.*

F2 *Y ¿qué pasó?*

M2 *Un sábado me llamó mi mejor amigo. Como había leído un artículo en el periódico que hablaba de mí, él gritaba de alegría. ¡Me había hecho famoso!*

F2 *¡Qué bien!*

M2 *¡Sí! Miles de personas habían visto mi vídeo. Me llamaban "el joven del piano" porque no sabían mi nombre. Desde entonces no he parado de trabajar.*

PAUSE 00'20"

F2 *De niño, ¿qué ambición tenías para el futuro?*

M2 *¡Nada que ver con la música! Quería ser futbolista ya que soñaba con participar en la Copa del Mundo. Poco tiempo después, me di cuenta de que era mejor con el piano que con el balón.*

F2 *¿Cuándo aprendiste a tocar el piano?*

M2 *Mi abuela tenía un piano y a los cinco años me empezó a enseñar a tocar. Cuando cumplí siete años, me dijo que un día sería famoso y me regaló su piano.*

F2 *Un regalo precioso, ¿verdad?*

M2 *Sí. Es muy antiguo y mucho mejor que el que usaba en la calle. Por eso lo cuido tanto y desde que me lo regaló tengo encima una foto de la abuela como recuerdo.*

PAUSE 00'20"

F2 *¿Crees que hay muchos músicos como tú?*

M2 *Sí, hay muchos jóvenes cuyo único pasatiempo es la música. Por eso, no hacen más que tocar en sus ratos libres. Es importante que sepamos apoyarlos.*

F2 *Tú los ayudas, ¿no?*

Need a home tutor? Visit smiletutor.sg

M2 *Hago lo que puedo. Tengo una página de Internet donde los jóvenes músicos pueden compartir vídeos de su propia música. Nunca se sabe quién puede escucharlos.*

F2 *Y ¿qué planes tienes para ti?*

M2 *Mañana daré un concierto en un festival de música. Tendré la oportunidad de tocar con músicos muy conocidos. Nunca me ha importado la fama pero me hace mucha ilusión. ***

PAUSE 00'45"

M1 Ahora vas a oír la entrevista por segunda vez.

REPEAT FROM * TO **
PAUSE 00'45"

M1 Se ha terminado el examen. Cierra tu cuestionario.

ENG This is the end of the examination.

Permission to reproduce items where third-party owned material protected by copyright is included has been sought and cleared where possible. Every reasonable effort has been made by the publisher (UCLES) to trace copyright holders, but if any items requiring clearance have unwittingly been included, the publisher will be pleased to make amends at the earliest possible opportunity.

To avoid the issue of disclosure of answer-related information to candidates, all copyright acknowledgements are reproduced online in the Cambridge International Examinations Copyright Acknowledgements Booklet. This is produced for each series of examinations and is freely available to download at www.cie.org.uk after the live examination series.

Cambridge International Examinations is part of the Cambridge Assessment Group. Cambridge Assessment is the brand name of University of Cambridge Local Examinations Syndicate (UCLES), which is itself a department of the University of Cambridge.

Need a home tutor? Visit smiletutor.sg

Cambridge International Examinations
Cambridge International General Certificate of Secondary Education

SPANISH **0530/13**

Paper 1 Listening **May/June 2017**

TRANSCRIPT

Approx. 45 minutes

The syllabus is approved for use in England, Wales and Northern Ireland as a Cambridge International Level 1/Level 2 Certificate.

This document consists of **10** printed pages.

© UCLES 2017

Need a home tutor? Visit smiletutor.sg

TRACK 1

ENG This is the Cambridge International Examinations, International General Certificate of Secondary Education, June 2017 Examination, in Spanish. Paper 1, Listening.

TRACK 2

M1 **Sección 1**

M1 **Ejercicio 1. Preguntas 1 a 8.**

M1 En esta sección del examen vas a oír una serie de observaciones o diálogos cortos que podrías oír en países donde se habla español.

M1 Para cada pregunta indica tu respuesta escribiendo una X en la casilla correcta.

M1 Vas a oír cada observación o diálogo dos veces.

M1 Vas a cenar con la familia de tu amiga española, Carla.

M1 **Número 1**

M1 La madre de Carla abre la puerta. Dice:

* [SETTING: INTERIOR]

F1 *Hola. Carla se está duchando.*

M1 ¿Qué está haciendo Carla? **

PAUSE 00'10"
REPEAT FROM * TO **
PAUSE 00'05"

M1 **Número 2**

M1 Más tarde, Carla te dice:

* [SETTING: INTERIOR]

F2 *Te presento a mi abuela.*

M1 ¿A quién te presenta Carla? **

PAUSE 00'10"
REPEAT FROM * TO **
PAUSE 00'05"

M1 **Número 3**

M1 Carla te explica:

* [SETTING: INTERIOR]

F2 *Mi padre está trabajando. Es piloto.*

Need a home tutor? Visit smiletutor.sg

M1 ¿En qué trabaja el padre de Carla? **

PAUSE 00'10"
REPEAT FROM * TO **
PAUSE 00'05"

M1 **Número 4**

M1 Carla te dice:

* [SETTING: INTERIOR]

F2 *Ven a ver a mi gato. Está en la cocina.*

M1 ¿Dónde está el gato? **

PAUSE 00'10"
REPEAT FROM * TO **
PAUSE 00'05"

M1 **Número 5**

M1 La madre de Carla te dice:

* [SETTING: INTERIOR]

F1 *Hoy vamos a comer marisco.*

M1 ¿Qué vais a comer? **

PAUSE 00'10"
REPEAT FROM * TO **
PAUSE 00'05"

M1 **Número 6**

M1 Carla te dice:

* [SETTING: INTERIOR]

F2 *¿Me pasas el agua, por favor?*

M1 ¿Qué quiere Carla? **

PAUSE 00'10"
REPEAT FROM * TO **
PAUSE 00'05"

M1 **Número 7**

M1 La madre de Carla dice:

* [SETTING: INTERIOR]

F1 *¡Ay! Dejé el pastel en el coche.*

Need a home tutor? Visit smiletutor.sg

M1 ¿Dónde dejó la madre de Carla el pastel? **

PAUSE 00'10"
REPEAT FROM * TO **
PAUSE 00'05"

M1 **Número 8**

M1 Carla te dice:

* [SETTING: INTERIOR]

F2 *Mañana tengo examen de biología.*

M1 ¿Qué examen tiene Carla mañana? **

PAUSE 00'10"
REPEAT FROM * TO **
PAUSE 00'05"

TRACK 3

M1 **Ejercicio 2. Preguntas 9 a 15.**

M1 Vas a oír información sobre una visita al ayuntamiento de la ciudad. Escúchala con atención y completa la ficha en español. Habrá una pausa durante la información.

M1 Vas a oír la información dos veces, pero antes tienes unos segundos para leer las preguntas.

PAUSE 00'30"

* [SETTING: TOUR GUIDE GROUP]

F1 *Buenos días. Hoy vamos a visitar el ayuntamiento de la ciudad. Es un edificio antiguo y muy bonito y nuestra visita con guía va a durar cuarenta minutos. Como pueden ver en los letreros, no se permite sacar fotos dentro del ayuntamiento. En la planta baja se encuentra una gran sala de conciertos donde toca una orquesta todos los fines de semana. Si les gusta la arquitectura, el primer piso es muy interesante. Miren bien las ventanas, que son realmente bonitas.*

PAUSE 00'05"

F1 *Luego vamos a subir a la torre donde tendrán una vista preciosa de la plaza. Por favor, tengan cuidado al subir la escalera. Todos los días, en lo alto de la torre, se puede ver la bandera azul de nuestra ciudad. Otra vez en la planta baja, hay muchas oficinas. Lo siento pero no podemos entrar en la oficina del alcalde. Hoy el alcalde tiene una reunión importante. Bueno, la visita terminará allí. Pueden comprar postales y regalos en la tienda de recuerdos. Espero que les guste. **

PAUSE 00'10"

M1 Ahora vas a oír la información por segunda vez.

REPEAT FROM * TO **
PAUSE 00'10"

Need a home tutor? Visit smiletutor.sg

TRACK 4

M1 **Sección 2**

M1 **Ejercicio 1. Pregunta 16.**

M1 Vas a oír la opinión de cuatro jóvenes sobre los profesores en el instituto.

M1 Escucha lo que dicen con atención y escribe una X en la casilla si la afirmación es Verdad.

M1 Hay que marcar solo 6 casillas.

M1 Vas a oír lo que dicen dos veces, pero antes tienes unos segundos para leer las afirmaciones.

PAUSE 00'30"

M1 Escucha lo que dicen los jóvenes.

* [SETTING: INTERIOR]

F2 *Hola. Soy Susana. En mi colegio hay profesores buenos y malos. El profesor de música por ejemplo es muy simpático pero mi profesora de español es antipática. Habla demasiado rápido y muchas veces nos hace trabajar en silencio. Nos da deberes tres veces por semana y si no los haces, tienes que quedarte en clase durante el recreo.*

PAUSE 00'05"

M1 *Me llamo Tomás. Mi profesor de historia es un señor mayor que lleva treinta años trabajando en el colegio. Lleva ropa vieja y no entiende nada de ordenadores. Sin embargo, explica bien y sus clases me parecen interesantes. Dice que como trabajamos mucho en sus clases, no hace falta dar deberes. ¡Yo estoy de acuerdo!*

PAUSE 00'05"

F1 *Yo soy Juana. Cuando estaba en la escuela de primaria, tenía una profesora de inglés muy graciosa. Contaba chistes y nos hacía reír mucho. Ahora en el instituto, el profesor es más serio y además siempre está enfermo y por eso aprendemos poco. Claro que tenemos que hacer muchos deberes. Yo los hago en seguida cuando vuelvo a casa y siempre termino pronto. Así tengo tiempo libre para mis pasatiempos después.*

PAUSE 00'05"

M2 *Me llamo Eduardo. Mi profesor de matemáticas es muy trabajador; prepara bien sus clases y corrige nuestro trabajo en seguida. El problema es que no sabe controlar la clase; algunos chicos siempre están gritando y cuando hay ruido es difícil aprender. Las matemáticas son importantes para el futuro, por eso tengo que estudiar más en casa. Por suerte, mis padres son científicos y me pueden ayudar por la tarde. ***

PAUSE 00'10"

M1 Ahora vas a oír a los jóvenes por segunda vez.

REPEAT FROM * TO **
PAUSE 00'10"

Need a home tutor? Visit smiletutor.sg

TRACK 5

M1 **Ejercicio 2. Preguntas 17 a 25.**

M1 Vas a oír una entrevista con Jaime, que ha organizado un 'Día de la Familia' en su ciudad.

M1 Escúchala con atención y contesta a las preguntas.

M1 Habrá una pausa durante la entrevista.

M1 **Primera parte: Preguntas 17 a 21.**

M1 En cada frase hay algo que no corresponde a lo que se dice en la entrevista. Escucha la entrevista y escribe la palabra correcta en español.

M1 Vas a oír la primera parte de la entrevista dos veces, pero antes tienes unos segundos para leer las preguntas 17 a 21.

PAUSE 00'30"

* [SETTING: RADIO INTEVIEW]

F1 *Hola. Jaime, cuéntanos cómo organizaste el 'Día de la Familia' en tu ciudad.*

M2 *Bueno, ayer fue el primer 'Día de la Familia' y tuvo lugar en el zoológico de la ciudad. Las familias no solo vinieron para ver los animales sino para pasar el día todos juntos pasándolo bien.*

F1 *¿Por qué decidiste organizar este día?*

M2 *Pues, yo trabajo en el zoológico y tuve la idea del 'Día de la Familia' hace un mes, cuando un turista me dijo que no había nada organizado para niños y padres.*

F1 *¿Qué pasó durante el día?*

M2 *Hubo muchas actividades y juegos. Durante la primera actividad, padres, niños e incluso abuelos hicieron yoga todos juntos. Después, hubo un desayuno y luego juegos, teatro, concursos de baile, comida … ¡Nos reímos mucho!*

F1 *Parece que fue muy divertido.*

M2 *Sí. A los niños les encantaron todos los juegos, especialmente los juegos tradicionales, porque nunca habían jugado a casi ninguno de ellos.*

F1 *Entonces el día fue todo un éxito, ¿verdad?*

M2 *Claro, de hecho, decidimos que cada año lo vamos a celebrar el segundo domingo de mayo, ya que hace buen tiempo por esa fecha. ***

PAUSE 00'20"

M1 Ahora vas a oír la primera parte de la entrevista por segunda vez.

REPEAT FROM * TO **
PAUSE 00'20"

Need a home tutor? Visit smiletutor.sg

M1 **Segunda parte: Preguntas 22 a 25.**

M1 Vas a oír la segunda parte de la entrevista dos veces. Escúchala y contesta a las preguntas en español. Tienes unos segundos para leer las preguntas.

PAUSE 00'30"

*** [SETTING: RADIO INTERVIEW]

F1 *¿Fue difícil organizar todo?*

M2 *No, porque todos mis compañeros ayudaron. Además, no fue muy caro, ya que las familias tenían que traer comida para compartir. Los negocios locales también nos apoyaron.*

F1 *¿Estaban todos contentos?*

M2 *Claro, los padres estaban encantados porque los niños disfrutaron mucho. Muchos van a volver el año que viene.*

F1 *Y tú, ¿cómo te sentiste?*

M2 *Era la primera vez que yo organizaba algo y, mientras lo estaba preparando, estaba nervioso y con estrés pero cuando todo había terminado, estaba orgulloso de lo que había hecho.*

F1 *¿Has pensado ya en el 'Día de la Familia' del próximo año?*

M2 *Sí, y voy a intentar atraer a más adolescentes, por ejemplo, con varios conciertos por la noche. Espero que salga igual de bien o mejor. ****

PAUSE 00'20"

M1 Ahora vas a oír la segunda parte de la entrevista por segunda vez.

REPEAT FROM*** TO ****
PAUSE 00'20"

TRACK 6

M1 **Sección 3**

M1 **Ejercicio 1. Preguntas 26 a 31.**

M1 Vas a oír una entrevista con Roberto de Puerto Rico, que a la edad de 28 años, acaba de empezar a estudiar en la universidad.

M1 Escúchala con atención y contesta a las preguntas escribiendo una X en la casilla correcta.

M1 Habrá una pausa durante la entrevista.

M1 Vas a oír la entrevista dos veces, pero antes tienes unos segundos para leer las preguntas.

PAUSE 01'00"

* [SETTING: RADIO INTERVIEW]

Need a home tutor? Visit smiletutor.sg

F2 *Roberto, la mayoría de los estudiantes en Puerto Rico van directamente del instituto a la universidad a la edad de dieciocho años. ¿Por qué decidiste hacer otra cosa?*

M2 *Al terminar el instituto, no tenía ninguna asignatura favorita. Además, aunque había estudiado mucho en casa, mis resultados en los exámenes eran siempre peores de lo que esperaban mis profesores.*

F2 *¿Qué dijeron tus padres de tu decisión?*

M2 *Ellos no fueron a la universidad. En realidad, nadie en mi familia había ido, así que a mis padres no les importó cuando dije que no iba a ir. Un tío tenía un hotel y me ofreció trabajo. Durante varios años estuve allí trabajando en el restaurante, en la oficina, en cualquier cosa...*

F2 *Y ¿por qué cambiaste de opinión?*

M2 *La Universidad de Puerto Rico empezó un proyecto para animar a gente que estaba trabajando a volver a los estudios. Yo tenía muchas dudas. Yo ya tenía veintiocho años; ¿cómo podía volver a un ambiente en el que estaría rodeado de estudiantes mucho más jóvenes que yo? Además, aunque me gusta leer y discutir las noticias con mis amigos, hacía mucho tiempo que no había hecho deberes.*

PAUSE 00’15”

F2 *Pero el proyecto de la universidad te solucionó estos problemas...*

M2 *Sí. Ofrecía varias actividades. Por ejemplo, podía pasar un día en las clases. También podía reunirme con otros estudiantes y hacerles preguntas sobre las asignaturas que estudiaban. Pero lo más útil para mí fue que la universidad tenía unos cursos por Internet que podían seguir los que habían perdido la costumbre de estudiar. Eso sí que me hacía falta.*

F2 *Roberto, ¿qué consejos tienes para los adultos que piensan volver a los estudios?*

M2 *Lo más probable es que tendrán que seguir trabajando para pagar los estudios, aunque también hay becas que ayudan. Por eso es esencial saber utilizar bien el tiempo para estar al día con los estudios.*

F2 *Y al terminar de estudiar, ¿volverás a trabajar en el hotel de tu tío?*

M2 *Creo que no. Elegí estudiar Turismo porque quería utilizar mi experiencia en el hotel pero ahora tengo otras ambiciones. Me gustaría trabajar para el gobierno de Puerto Rico haciendo publicidad para que vengan más personas de otros países aquí. ***

PAUSE 00’15”

M1 Ahora vas a oír la entrevista por segunda vez.

REPEAT FROM * TO **
PAUSE 00’15”

Need a home tutor? Visit smiletutor.sg

TRACK 7

M2 **Ejercicio 2. Preguntas 32 a 40.**

M2 Vas a oír una entrevista con Pedro, que habla sobre su amor por la pesca.

M2 Escúchala con atención y contesta a las preguntas en español.

M2 Habrá dos pausas durante la entrevista.

M2 Vas a oír la entrevista dos veces, pero antes tienes unos segundos para leer las preguntas.

PAUSE 00'45"

* [SETTING: RADIO INTERVIEW]

F1 *Pedro, cuéntanos sobre tu deporte favorito, la pesca.*

M1 *Mira, yo estoy convencido de que la pesca mejora la salud, por eso es importante para mí.*

F1 *¿Pasas muchas horas pescando?*

M1 *Cuando voy, hay días que saco muchos pescados: doce, trece … Sin embargo, hay veces que paso hasta diez horas pescando y no saco nada; tengo que decir que puede ser aburrida, hasta para alguien que ama la pesca como yo.*

F1 *¿Cuándo empezaste a pescar?*

M1 *De chico iba con unos amigos a un río cerca de casa. Para pescar usábamos una lata y por supuesto ¡nunca pescábamos nada!*

PAUSE 00'20"

F1 ¿Por qué lo hacías, entonces?

M1 *Me divertía aunque siempre me mojaba. Como terminaba con un catarro, mi madre se preocupaba mucho.*

F1 *Supongo que ahora es diferente …*

M1 *Ahora pesco porque disfruto de los lugares hermosos donde se encuentran los lagos. Allí me olvido del estrés de la vida moderna que tengo que aguantar todos los días …*

F1 *¿Es siempre todo tan tranquilo?*

M1 *¡En absoluto! El año pasado había ido a una isla pequeña, que ya conocía, en el medio de un río. Estuve realmente en peligro cuando hubo una inundación causada por la lluvia.*

PAUSE 00'20"

F1 *¿Ese problema fue algo raro?*

M1 *Sí. Por lo general, es un descanso cuando me siento a esperar que lleguen los peces. No llevo radio ni nada porque me encanta escuchar el ruido del agua. Es un cambio tan enorme; en la ciudad, uno corre todo el día.*

Need a home tutor? Visit smiletutor.sg

F1 *¿Cómo debe ser el carácter de un buen pescador?*

M1 *Bueno, yo creo que para disfrutar al máximo, un pescador tiene que ser capaz de ser feliz cuando está solo.*

F1 *¿Tienes algún lugar preferido para ir de pesca?*

M1 *Si tengo que elegir un lugar, elijo las montañas porque allí hay tanto silencio. ¡Es un lugar ideal! Aunque también voy a pescar con gusto a bosques, al campo, a la costa … Todo me encanta.*

F1 *Muy interesante. Gracias.* **

PAUSE 00'45"

M2 Ahora vas a oír la entrevista por segunda vez.

REPEAT FROM * TO **
PAUSE 00'45"

M2 Se ha terminado el examen. Cierra tu cuestionario.

ENG This is the end of the examination.

Permission to reproduce items where third-party owned material protected by copyright is included has been sought and cleared where possible. Every reasonable effort has been made by the publisher (UCLES) to trace copyright holders, but if any items requiring clearance have unwittingly been included, the publisher will be pleased to make amends at the earliest possible opportunity.

To avoid the issue of disclosure of answer-related information to candidates, all copyright acknowledgements are reproduced online in the Cambridge International Examinations Copyright Acknowledgements Booklet. This is produced for each series of examinations and is freely available to download at www.cie.org.uk after the live examination series.

Cambridge International Examinations is part of the Cambridge Assessment Group. Cambridge Assessment is the brand name of University of Cambridge Local Examinations Syndicate (UCLES), which is itself a department of the University of Cambridge.

Need a home tutor? Visit smiletutor.sg

Cambridge Assessment International Education

Grade thresholds – November 2017

Cambridge IGCSE Spanish (Foreign Language) (0530)

Grade thresholds taken for Syllabus 0530 (Spanish (Foreign Language)) in the November 2017 examination.

		minimum raw mark required for grade:						
	maximum raw mark available	A	B	C	D	E	F	G
Component 11	45	29	25	21	17	13	9	5
Component 12	45	29	25	21	17	13	9	5
Component 13	45	29	25	21	17	13	9	5
Component 21	45	31	26	22	19	16	13	10
Component 22	45	31	26	22	19	16	13	10
Component 23	45	31	26	22	19	16	13	10
Component 3	100	80	70	60	50	40	30	20
Component 41	50	38	32	26	21	16	11	6
Component 42	50	38	32	26	21	16	11	6
Component 43	50	38	32	26	21	16	11	6

Grade A* does not exist at the level of an individual component.

The maximum total mark for this syllabus, after weighting has been applied, is **200**.

The overall thresholds for the different grades were set as follows.

Option	Combination of Components	A*	A	B	C	D	E	F	G
X	03, 11, 21, 41	166	145	124	104	86	68	50	32
Y	03, 12, 22, 42	166	145	124	104	86	68	50	32
Z	03, 13, 23, 43	166	145	124	104	86	68	50	32

Learn more! For more information please visit **www.cambridgeinternational.org** or contact Customer Services on **+44 (0)1223 553554** or email **info@cambridgeinternational.org**

Need a home tutor? Visit Cambridge Tutor.

Cambridge Assessment International Education
Cambridge International General Certificate of Secondary Education

SPANISH **0530/11**

Paper 1 Listening **October/November 2017**

MARK SCHEME

Maximum Mark: 45

Published

This mark scheme is published as an aid to teachers and candidates, to indicate the requirements of the examination. It shows the basis on which Examiners were instructed to award marks. It does not indicate the details of the discussions that took place at an Examiners' meeting before marking began, which would have considered the acceptability of alternative answers.

Mark schemes should be read in conjunction with the question paper and the Principal Examiner Report for Teachers.

Cambridge International will not enter into discussions about these mark schemes.

Cambridge International is publishing the mark schemes for the October/November 2017 series for most Cambridge IGCSE®, Cambridge International A and AS Level components and some Cambridge O Level components.

® IGCSE is a registered trademark.

This syllabus is approved for use in England, Wales and Northern Ireland as a Cambridge International Level 1/Level 2 Certificate.

© UCLES 2017

Need a home tutor? Visit smiletutor.sg

1 General Marking Principles

1.1 It is not possible to list all acceptable alternatives in the Detailed Mark Scheme provided in Section 4. You will need to consider all alternative answers and unexpected approaches in candidates' scripts, make a decision on whether they communicate the required elements, in consultation with your Team Leader if necessary (or with your Product Manager if you are a single Examiner), and award marks accordingly.

The following marking principles underpin the detailed instructions provided in Section 4 of the Mark Scheme. **Where a decision is taken to deviate from these principles for a particular question, this will be specified in the Mark Scheme.** Often the general principles will have to be weighed up against each other, e.g. the answer might pass the look-alike test (1.5(b)), but if the candidate has produced an answer that is another word in the target language they will not score (1.6).

1.2 Crossing out:

(a)	If a candidate changes his/her mind over an answer and crosses out an attempt, award a mark if the final attempt is correct.
(b)	If a candidate crosses out an answer to a whole question but makes no second attempt at it, mark the crossed out work.

1.3 More than the stipulated number of boxes ticked/crossed by the candidate:

(a)	If more than one attempt is visible, but the candidate has clearly indicated which attempt is his/her final answer (e.g. by crossing out other attempts or by annotating the script in some way), mark in the usual way.
(b)	If two attempts are visible (e.g. two boxes ticked instead of the 1 box stipulated), and neither has been crossed out/discounted by the candidate, no mark can be awarded.
(c)	Where candidates must tick a number of boxes (e.g. tick the 6 true statements) and tick too many, apply the following rule: deduct the number of 'extra' answers indicated by the candidate from their number of correct answers. The remaining number is the mark awarded, e.g. the candidate is asked to tick 6 statements, but ticks 8. 5 of the ticks are correctly placed, but 2 are 'extras' (8 ticks placed by candidate minus 6 ticks required by rubric = 2 'extras'). Therefore the candidate is awarded a mark of 3.
(d)	Answers in pen do not take precedence over answers in pencil, e.g. if a candidate is asked to tick 1 box and ticks two, one in pen and the other in pencil, the mark cannot be awarded unless there is explicit indication from the candidate as to which is his/her final answer.

Need a home tutor? Visit smiletutor.sg

© UCLES 2017

1.4 For questions requiring more than one element for the answer, (i) and (ii), where the answers are interchangeable:

(a)	Both correct answers on line 1 and line 2 blank = 2
(b)	Both correct answers on line 1 and line 2 wrong = 1

(or vice-versa)

1.5 Answers requiring the use of Spanish (rather than a non-verbal response) should be marked for communication. Tolerate inaccuracies provided the message is clear.

(a)	'If in doubt, sound it out': if you read what the candidate has written, does it sound like the correct answer?
(b)	Look-alike test: does what the candidate has written look like the correct answer?
(c)	Accept incorrect gender or person unless Mark Scheme specifies otherwise.
(d)	Accept incorrect possessive adjectives, e.g. mi, tu, su, etc., unless Mark Scheme specifies otherwise.
(e)	Accept incorrect tense unless Mark Scheme specifies otherwise.
(f)	Tolerate incorrect auxiliary unless Mark Scheme specifies otherwise.
(g)	Tolerate incorrect use of infinitive unless Mark Scheme specifies otherwise.

1.6 Unless the Mark Scheme specifies otherwise, **do not accept incorrect Spanish if the word given means something else in Spanish**. (Incorrect Spanish which constitutes a word in any language other than Spanish is marked (i) on the basis of whether it is accepted or refused in the Mark Scheme and (ii) if not mentioned in the Mark Scheme, on the basis of 1.5 above).

1.7 Where words are combined or split inappropriately do not award the mark, e.g. 'supadre' and 'elar ticulo' (inappropriate splitting or combination is an indication that the candidate has not understood).

Need a home tutor? Visit smiletutor.sg

© UCLES 2017

1.8 Annotation used in the Mark Scheme:

(a)	INV = invalidation and is used when additional material included by the candidate is judged to invalidate an otherwise correct answer thus preventing him/her from scoring the mark (INV = 0).
(b)	tc = 'tout court' and means that on its own the material is not sufficient to score the mark.
(c)	HA = harmless additional material which in conjunction with the correct answer does not prevent the candidate from scoring the mark.
(d)	BOD = benefit of the doubt and is used to indicate that the Examiner has considered the answer/that part of the answer and judged it to be more correct than incorrect: the benefit of the doubt is given to the candidate and the mark is awarded

1.9 No response and '0' marks

There is a NR (No Response) option in **RM Assessor**.

Award NR (No Response):

If there is nothing written at all in the answer space or

If there is only a comment which does not in any way relate to the question being asked (e.g. 'can't do' or 'don't know') or

If there is only a mark which isn't an attempt at the question (e.g. a dash, a question mark).

Award 0:

If there is any attempt that earns no credit. This could, for example, include the candidate copying all or some of the question, or any working that does not earn any marks, whether crossed out or not.

Need a home tutor? Visit smiletutor.sg

© UCLES 2017

1.10 Extra material:

It is the candidate's responsibility to answer questions in such a way as to demonstrate to the Examiner that s/he has understood the reading text. Where candidates introduce extra, irrelevant material to an otherwise correct answer the danger is that the Examiner is being forced to 'choose' the correct answer and s/he cannot be certain that the candidate has shown understanding. Where the Examiner is put in this position the mark cannot be awarded. The Detailed Mark Scheme cannot cover all eventualities and where specific instructions are not provided, Examiners must check the reading text to ensure the correct elements which would qualify for the mark are not contradicted or distorted by any extra material. The following, general, rules should be applied:

(a)	Extra material, mentioned in the Mark Scheme, which reinforces the correct answer or in itself constitutes an alternative correct answer:	this is acceptable and is not penalised
(b)	Extra material which constitutes an alternative answer, **but which is not explicitly mentioned in the Mark Scheme:**	the Examiner needs to decide, by consulting the transcript/text and the Team Leader if necessary, whether the alternative answer constitutes: (i) an alternative correct answer, in which case this falls into category (a) and the answer should be rewarded (ii) or an answer which on its own would be refused, in which case this falls into category (c) and the answer should be refused
(c)	Extra material which constitutes an alternative answer **specifically refused in the Mark Scheme:**	this puts the Examiner in the position of having to 'choose' which is the candidate's 'final' answer – the Examiner cannot be sure what the candidate has understood – and the mark cannot be awarded
(d)	Extra material which distorts or contradicts the correct answer:	this affects communication – the Examiner cannot be sure what the candidate has understood – and the mark cannot be awarded
(e)	Extra material introduced by the candidate and which does not feature in the original text:	this affects communication – the Examiner cannot be sure what the candidate has understood – and the mark cannot be awarded. It can sometimes be difficult to draw the line between what is a deduction made by an able candidate on the basis of what they have read and pure guesswork. Therefore where a particular answer is not covered in the Mark Scheme, Examiners should consult their Team Leader

Need a home tutor? Visit smiletutor.sg

© UCLES 2017

2 Detailed Mark Scheme

Section 1 Exercise 1

Question	Answer	Marks	Guidance
1	A	**1**	
2	B	**1**	
3	A	**1**	
4	B	**1**	
5	D	**1**	
6	B	**1**	
7	D	**1**	
8	C	**1**	

Need a home tutor? Visit smiletutor.sg

© UCLES 2017

Section 1 Exercise 2

Question	Answer	Marks	Guidance
9	A (botas)	**1**	
10	25	**1**	
11	C (muebles)	**1**	
12	río	**1**	
13	B (puente)	**1**	
14	A (bosque de árboles)	**1**	
15	B (tirar basura)	**1**	

Need a home tutor? Visit smiletutor.sg

© UCLES 2017

Section 2 Exercise 1

Question	Answer	Marks	Guidance
	(a) (b) ✓ (c) (d) (e) ✓ (f) ✓ (g) (h) ✓ (i) ✓ (j) (k) ✓ (l)		

Need a home tutor? Visit smiletutor.sg

© UCLES 2017

Question	Answer	Marks	Guidance
16	Type in the letter for each correct option: (b), (e), (f), (h), (i), (k)	**6**	A mark out of 6 is entered for the whole exercise in the mark input box. USE MARKING TOOL TO TICK '✓' EACH CORRECT ANSWER UNLESS ALL 6 CORRECT If more than 6 boxes are ticked by the candidate, indicate 'working' in 'Comments' box: e.g. 7 boxes ticked of which 6 are correct use formula 6-1 = 5 (where 1 = the number of extra boxes ticked).

Need a home tutor? Visit smiletutor.sg

© UCLES 2017

Section 2 Exercise 2: Part 1

Question	Answer	Marks	Guidance
17	día (de la semana)	**1**	
18	buscar	**1**	
19	Ideas(en internet)	**1**	
20	Tecnología/ technología	**1**	
21	(bastante) fácil	**1**	

Section 2 Exercise 2: Part 2

Question	Answer	Marks	Guidance
22	moda	**1**	
23	(se incluyen) vídeos	**1**	
24	(es) gratis	**1**	
25	entradas <u>para el cine</u>	**1**	

Note: For questions with 2 interchangeable answers: 2 correct answers on line 1, line 2 blank = 2; 2 correct answers on line 1, line 2 wrong = 1 (or vice versa)

Need a home tutor? Visit smiletutor.sg

Section 3 Exercise 1

Question	Answer	Marks	Guidance
26	C	**1**	
27	A	**1**	
28	A	**1**	
29	B	**1**	
30	D	**1**	
31	C	**1**	

Need a home tutor? Visit smiletutor.sg

© UCLES 2017

Section 3 Exercise 2

Question	Answer	Marks	Guidance
32	(sobre las) costumbres (del pueblo)		
33	inolvidable		
34	buenas actitudes (hacia otras culturas)		
35	(contestaron que) valía la pena		
36	(les enseñaron) bailes africanos	**1**	Refuse enseñaron bailes africanos
37	(para) enseñar (unas palabras en) español	**1**	
38	(con) colores (muy) vivos	**1**	
39	(la) historia de España	**1**	Refuse imágenes del pueblo africano
40	(es muy) entretenido	**1**	

Note: For questions with 2 interchangeable answers: 2 correct answers on line 1, line 2 blank = 2; 2 correct answers on line 1, line 2 wrong = 1 (or vice versa)

Need a home tutor? Visit smiletutor.sg

© UCLES 2017

Cambridge Assessment International Education
Cambridge International General Certificate of Secondary Education

SPANISH **0530/13**

Paper 1 Listening **October/November 2017**

MARK SCHEME

Maximum Mark: 45

Published

This mark scheme is published as an aid to teachers and candidates, to indicate the requirements of the examination. It shows the basis on which Examiners were instructed to award marks. It does not indicate the details of the discussions that took place at an Examiners' meeting before marking began, which would have considered the acceptability of alternative answers.

Mark schemes should be read in conjunction with the question paper and the Principal Examiner Report for Teachers.

Cambridge International will not enter into discussions about these mark schemes.

Cambridge International is publishing the mark schemes for the October/November 2017 series for most Cambridge IGCSE®, Cambridge International A and AS Level components and some Cambridge O Level components.

® IGCSE is a registered trademark.

This syllabus is approved for use in England, Wales and Northern Ireland as a Cambridge International Level 1/Level 2 Certificate.

© UCLES 2017

Need a home tutor? Visit smiletutor.sg

3 General Marking Principles

3.1 It is not possible to list all acceptable alternatives in the Detailed Mark Scheme provided in Section 4. You will need to consider all alternative answers and unexpected approaches in candidates' scripts, make a decision on whether they communicate the required elements, in consultation with your Team Leader if necessary (or with your Product Manager if you are a single Examiner), and award marks accordingly.

The following marking principles underpin the detailed instructions provided in Section 4 of the Mark Scheme. **Where a decision is taken to deviate from these principles for a particular question, this will be specified in the Mark Scheme.** Often the general principles will have to be weighed up against each other, e.g. the answer might pass the look-alike test (3.5(b)), but if the candidate has produced an answer that is another word in the target language they will not score (3.6).

3.2 Crossing out:

(a)	If a candidate changes his/her mind over an answer and crosses out an attempt, award a mark if the final attempt is correct.
(b)	If a candidate crosses out an answer to a whole question but makes no second attempt at it, mark the crossed out work.

3.3 More than the stipulated number of boxes ticked/crossed by the candidate:

(a)	If more than one attempt is visible, but the candidate has clearly indicated which attempt is his/her final answer (e.g. by crossing out other attempts or by annotating the script in some way), mark in the usual way.
(b)	If two attempts are visible (e.g. 2 boxes ticked instead of the 1 box stipulated), and neither has been crossed out/discounted by the candidate, no mark can be awarded.
(c)	Where candidates must tick a number of boxes (e.g. tick the 6 true statements) and tick too many, apply the following rule: deduct the number of 'extra' answers indicated by the candidate from their number of correct answers. The remaining number is the mark awarded, e.g. the candidate is asked to tick 6 statements, but ticks 8. 5 of the ticks are correctly placed, but 2 are 'extras' (8 ticks placed by candidate minus 6 ticks required by rubric = 2 'extras'). Therefore the candidate is awarded a mark of 3.
(d)	Answers in pen do not take precedence over answers in pencil, e.g. if a candidate is asked to tick 1 box and ticks 2, one in pen and the other in pencil, the mark cannot be awarded unless there is explicit indication from the candidate as to which is his/her final answer.

Need a home tutor? Visit smiletutor.sg

© UCLES 2017

3.4 For questions requiring more than one element for the answer, (i) and (ii), where the answers are interchangeable:

(a)	Both correct answers on line 1 and line 2 blank = 2
(b)	Both correct answers on line 1 and line 2 wrong = 1

(or vice-versa)

3.5 Answers requiring the use of Spanish (rather than a non-verbal response) should be marked for communication. Tolerate inaccuracies provided the message is clear.

(a)	'If in doubt, sound it out': if you read what the candidate has written, does it sound like the correct answer?
(b)	Look-alike test: does what the candidate has written look like the correct answer?
(c)	Accept incorrect gender or person unless Mark Scheme specifies otherwise.
(d)	Accept incorrect possessive adjectives, e.g. mi, tu, su etc., unless Mark Scheme specifies otherwise.
(e)	Accept incorrect tense unless Mark Scheme specifies otherwise.
(f)	Tolerate incorrect auxiliary unless Mark Scheme specifies otherwise.
(g)	Tolerate incorrect use of infinitive unless Mark Scheme specifies otherwise.

3.6 Unless the Mark Scheme specifies otherwise, **do not accept incorrect Spanish if the word given means something else in Spanish**. (Incorrect Spanish which constitutes a word in any language other than Spanish is marked **(i)** on the basis of whether it is accepted or refused in the Mark Scheme and **(ii)** if not mentioned in the Mark Scheme, on the basis of 3.5 above).

3.7 Where words are combined or split inappropriately do not award the mark, e.g. 'supadre' and 'elar ticulo' (inappropriate splitting or combination is an indication that the candidate has not understood).

Need a home tutor? Visit smiletutor.sg

© UCLES 2017

3.8 Annotation used in the Mark Scheme:

(a)	INV = invalidation and is used when additional material included by the candidate is judged to invalidate an otherwise correct answer thus preventing him/her from scoring the mark (INV = 0).
(b)	tc = 'tout court' and means that on its own the material is not sufficient to score the mark.
(c)	HA = harmless additional material which in conjunction with the correct answer does not prevent the candidate from scoring the mark.
(d)	BOD = benefit of the doubt and is used to indicate material considered by the Examiner and judged to be more correct than incorrect: the benefit of the doubt is given to the candidate and the mark is awarded.

3.9 No response and '0' marks

There is a NR (No Response) option in **RM Assessor**.

Award NR (No Response):

If there is nothing written at all in the answer space or

If there is only a comment which does not in any way relate to the question being asked (e.g. 'can't do' or 'don't know') or

If there is only a mark which isn't an attempt at the question (e.g. a dash, a question mark).

Award 0:

If there is any attempt that earns no credit. This could, for example, include the candidate copying all or some of the question, or any working that does not earn any marks, whether crossed out or not.

Need a home tutor? Visit smiletutor.sg

© UCLES 2017

3.10 Extra material:

It is the candidate's responsibility to answer questions in such a way as to demonstrate to the Examiner that s/he has understood the recorded material. Where candidates introduce extra, irrelevant material to an otherwise correct answer the danger is that the Examiner is being forced to 'choose' the correct answer and s/he cannot be certain that the candidate has shown understanding. Where the Examiner is put in this position the mark cannot be awarded. The Detailed Mark Scheme cannot cover all eventualities and where specific instructions are not provided, Examiners must check the transcript to ensure the correct elements which would qualify for the mark are not contradicted or distorted by any extra material. The following, general, rules should be applied:

(a)	Extra material, mentioned in the Mark Scheme, which reinforces the correct answer or in itself constitutes an alternative correct answer:	this is acceptable and is not penalised
(b)	Extra material which constitutes an alternative answer, **but which is not explicitly mentioned in the Mark Scheme:**	the Examiner needs to decide, by consulting the transcript and the Team Leader if necessary, whether the alternative answer constitutes: (i) an alternative correct answer, in which case this falls into category **(a)** and the answer should be rewarded (ii) or an answer which on its own would be refused, in which case this falls into category **(c)** and the answer should be refused
(c)	Extra material which constitutes an alternative answer **specifically refused in the Mark Scheme:**	this puts the Examiner in the position of having to 'choose' which is the candidate's 'final' answer – the Examiner cannot be sure what the candidate has understood – and the mark cannot be awarded
(d)	Extra material which distorts or contradicts the correct answer:	this affects communication – the Examiner cannot be sure what the candidate has understood – and the mark cannot be awarded
(e)	Extra material introduced by the candidate and which does not feature in the original transcript:	this affects communication – the Examiner cannot be sure what the candidate has understood – and the mark cannot be awarded. It can sometimes be difficult to draw the line between what is a deduction made by an able candidate on the basis of what they have heard and pure guesswork. Therefore where a particular answer is not covered in the Mark Scheme, Examiners should consult their Team Leader

Need a home tutor? Visit smiletutor.sg

© UCLES 2017

4 Detailed Mark Scheme

Section 1 Exercise 1

Question	Answer	Marks	Guidance
1	C	**1**	
2	A	**1**	
3	B	**1**	
4	D	**1**	
5	A	**1**	
6	B	**1**	
7	D	**1**	
8	C	**1**	

Need a home tutor? Visit smiletutor.sg

© UCLES 2017

Section 1 Exercise 2

Question	Answer	Marks	Guidance
9	B (mar)	**1**	
10	A (animales salvajes)	**1**	
11	C (bicicleta)	**1**	
12	A (vela)	**1**	
13	B (helado)	**1**	
14	C (campo de golf)	**1**	
15	martes	**1**	

Need a home tutor? Visit smiletutor.sg

© UCLES 2017

Section 2 Exercise 1

Question	Answer	Marks	Guidance
	(a) ✓ (b) (c) ✓ (d) (e) ✓ (f) (g) (h) (i) ✓ (j) (k) ✓ (l) ✓		

Need a home tutor? Visit smiletutor.sg

© UCLES 2017

Question	Answer	Marks	Guidance
16	Type in the letter for each correct option: (a), (c), (e), (i), (k), (l)	**6**	A mark out of 6 is entered for the whole exercise in the mark input box. USE MARKING TOOL TO TICK '✓' EACH CORRECT ANSWER UNLESS ALL 6 CORRECT If more than 6 boxes are ticked by the candidate, indicate 'working' in 'Comments' box: e.g. 7 boxes ticked of which 6 are correct use formula 6 – 1 = 5 (where 1 = the number of extra boxes ticked).

Need a home tutor? Visit smiletutor.sg

© UCLES 2017

Section 2 Exercise 2: Part 1

Question	Answer	Marks	Guidance
17	Geografía/geographia	**1**	Geografica
18	poco	**1**	A poco
19	primo	**1**	
20	ordenador/computadora/ordinador	**1**	
21	interesante	**1**	

Section 2 Exercise 2: Part 2

Question	Answer	Marks	Guidance
22	(muy) distinto (al (colegio) español)/distincto	**1**	distico
23	el horario (de clases)/orario	**1**	
24	(van (todos)) en grupo	**1**	Refuse van caminando
25	(al) aire libre/de aire libre/haire	**1**	Aire de libre

NB For questions with 2 interchangeable answers: 2 correct answers on line 1, line 2 blank = 2; 2 correct answers on line 1, line 2 wrong = 1 (or vice versa)

Need a home tutor? Visit smiletutor.sg

© UCLES 2017

Section 3 Exercise 1

Question	Answer	Marks	Guidance
26	B	**1**	
27	B	**1**	
28	C	**1**	
29	A	**1**	
30	D	**1**	
31	A	**1**	

Need a home tutor? Visit smiletutor.sg

© UCLES 2017

Section 3 Exercise 2

Question	Answer	Marks	Guidance
32	(hospital) infantil (hospital) para/de niños	**1**	Refuse hospital ***tc*** Refuse (hospital) por niños Refuse (hospital) inphantil
33	hacer felices (a) los niños hacer felices a niños niños felices	**1**	felices a los niños hacer felices en el hospital
34	hace dos años en/para Navidad hace dos años	**1**	(para) Navidad Dos años
35	tristes (volvían a) estar tristes	**1**	
36	(porque) (dar) regalos no es suficiente	**1**	
37	Contar/decir historias (divertidas) (a los niños)	**1**	Contar historias con /de los niños
38	pierden clases (en el colegio) pierden colegio; no van a la escuela	**1**	
39	(el dueño de) una/la juguetería/jugetería	**1**	Refuse el dueño ***tc***
40	(recibir el) apoyo/cosas/ayuda de más personas Recibir juguetes de más personas	**1**	

NB For questions with 2 interchangeable answers: 2 correct answers on line 1, line 2 blank = 2; 2 correct answers on line 1, line 2 wrong = 1 (or vice versa)

Need a home tutor? Visit smiletutor.sg

© UCLES 2017

Cambridge Assessment International Education
Cambridge International General Certificate of Secondary Education

SPANISH **0530/21**

Paper 2 Reading **October/November 2017**

MARK SCHEME

Maximum Mark: 45

Published

This mark scheme is published as an aid to teachers and candidates, to indicate the requirements of the examination. It shows the basis on which Examiners were instructed to award marks. It does not indicate the details of the discussions that took place at an Examiners' meeting before marking began, which would have considered the acceptability of alternative answers.

Mark schemes should be read in conjunction with the question paper and the Principal Examiner Report for Teachers.

Cambridge International will not enter into discussions about these mark schemes.

Cambridge International is publishing the mark schemes for the October/November 2017 series for most Cambridge IGCSE®, Cambridge International A and AS Level components and some Cambridge O Level components.

® IGCSE is a registered trademark.

This syllabus is approved for use in England, Wales and Northern Ireland as a Cambridge International Level 1/Level 2 Certificate.

© UCLES 2017

Need a home tutor? Visit smiletutor.sg

1 General Marking Principles

1.1 It is not possible to list all acceptable alternatives in the Detailed Mark Scheme provided in Section 4. You will need to consider all alternative answers and unexpected approaches in candidates' scripts, make a decision on whether they communicate the required elements, in consultation with your Team Leader if necessary (or with your Product Manager if you are a single Examiner), and award marks accordingly.

The following marking principles underpin the detailed instructions provided in Section 4 of the Mark Scheme. **Where a decision is taken to deviate from these principles for a particular question, this will be specified in the Mark Scheme.** Often the general principles will have to be weighed up against each other, e.g. the answer might pass the look-alike test (1.5(b)), but if the candidate has produced an answer that is another word in the target language they will not score (1.6).

1.2 Crossing out:

(a)	If a candidate changes his/her mind over an answer and crosses out an attempt, award a mark if the final attempt is correct.
(b)	If a candidate crosses out an answer to a whole question but makes no second attempt at it, mark the crossed out work.

1.3 More than the stipulated number of boxes ticked/crossed by the candidate:

(a)	If more than one attempt is visible, but the candidate has clearly indicated which attempt is his/her final answer (e.g. by crossing out other attempts or by annotating the script in some way), mark in the usual way.
(b)	If two attempts are visible (e.g. two boxes ticked instead of the 1 box stipulated), and neither has been crossed out/discounted by the candidate, no mark can be awarded.
(c)	Where candidates must tick a number of boxes (e.g. tick the 6 true statements) and tick too many, apply the following rule: deduct the number of 'extra' answers indicated by the candidate from their number of correct answers. The remaining number is the mark awarded, e.g. the candidate is asked to tick 6 statements, but ticks 8. 5 of the ticks are correctly placed, but 2 are 'extras' (8 ticks placed by candidate minus 6 ticks required by rubric = 2 'extras'). Therefore the candidate is awarded a mark of 3.
(d)	Answers in pen do not take precedence over answers in pencil, e.g. if a candidate is asked to tick 1 box and ticks two, one in pen and the other in pencil, the mark cannot be awarded unless there is explicit indication from the candidate as to which is his/her final answer.

Need a home tutor? Visit smiletutor.sg

© UCLES 2017

1.4 For questions requiring more than one element for the answer, (i) and (ii), where the answers are interchangeable:

(a)	Both correct answers on line 1 and line 2 blank = 2
(b)	Both correct answers on line 1 and line 2 wrong = 1

(or vice-versa)

1.5 Answers requiring the use of Spanish (rather than a non-verbal response) should be marked for communication. Tolerate inaccuracies provided the message is clear.

(a)	'If in doubt, sound it out': if you read what the candidate has written, does it sound like the correct answer?
(b)	Look-alike test: does what the candidate has written look like the correct answer?
(c)	Accept incorrect gender or person unless Mark Scheme specifies otherwise.
(d)	Accept incorrect possessive adjectives, e.g. mi, tu, su, etc., unless Mark Scheme specifies otherwise.
(e)	Accept incorrect tense unless Mark Scheme specifies otherwise.
(f)	Tolerate incorrect auxiliary unless Mark Scheme specifies otherwise.
(g)	Tolerate incorrect use of infinitive unless Mark Scheme specifies otherwise.

1.6 Unless the Mark Scheme specifies otherwise, **do not accept incorrect Spanish if the word given means something else in Spanish**. (Incorrect Spanish which constitutes a word in any language other than Spanish is marked (i) on the basis of whether it is accepted or refused in the Mark Scheme and (ii) if not mentioned in the Mark Scheme, on the basis of 1.5 above).

1.7 Where words are combined or split inappropriately do not award the mark, e.g. 'supadre' and 'elar ticulo' (inappropriate splitting or combination is an indication that the candidate has not understood).

Need a home tutor? Visit smiletutor.sg

© UCLES 2017

1.8 Annotation used in the Mark Scheme:

(a)	INV = invalidation and is used when additional material included by the candidate is judged to invalidate an otherwise correct answer thus preventing him/her from scoring the mark (INV = 0).
(b)	tc = 'tout court' and means that on its own the material is not sufficient to score the mark.
(c)	HA = harmless additional material which in conjunction with the correct answer does not prevent the candidate from scoring the mark.
(d)	BOD = benefit of the doubt and is used to indicate that the Examiner has considered the answer/that part of the answer and judged it to be more correct than incorrect: the benefit of the doubt is given to the candidate and the mark is awarded

1.9 No response and '0' marks

There is a NR (No Response) option in **RM Assessor**.

Award NR (No Response):

If there is nothing written at all in the answer space or

If there is only a comment which does not in any way relate to the question being asked (e.g. 'can't do' or 'don't know') or

If there is only a mark which isn't an attempt at the question (e.g. a dash, a question mark).

Award 0:

If there is any attempt that earns no credit. This could, for example, include the candidate copying all or some of the question, or any working that does not earn any marks, whether crossed out or not.

Need a home tutor? Visit smiletutor.sg

© UCLES 2017

1.10 Extra material:

It is the candidate's responsibility to answer questions in such a way as to demonstrate to the Examiner that s/he has understood the reading text. Where candidates introduce extra, irrelevant material to an otherwise correct answer the danger is that the Examiner is being forced to 'choose' the correct answer and s/he cannot be certain that the candidate has shown understanding. Where the Examiner is put in this position the mark cannot be awarded. The Detailed Mark Scheme cannot cover all eventualities and where specific instructions are not provided, Examiners must check the reading text to ensure the correct elements which would qualify for the mark are not contradicted or distorted by any extra material. The following, general, rules should be applied:

(a)	Extra material, mentioned in the Mark Scheme, which reinforces the correct answer or in itself constitutes an alternative correct answer:	this is acceptable and is not penalised
(b)	Extra material which constitutes an alternative answer, **but which is not explicitly mentioned in the Mark Scheme:**	the Examiner needs to decide, by consulting the transcript/text and the Team Leader if necessary, whether the alternative answer constitutes: (i) an alternative correct answer, in which case this falls into category (a) and the answer should be rewarded (ii) or an answer which on its own would be refused, in which case this falls into category (c) and the answer should be refused
(c)	Extra material which constitutes an alternative answer **specifically refused in the Mark Scheme:**	this puts the Examiner in the position of having to 'choose' which is the candidate's 'final' answer – the Examiner cannot be sure what the candidate has understood – and the mark cannot be awarded
(d)	Extra material which distorts or contradicts the correct answer:	this affects communication – the Examiner cannot be sure what the candidate has understood – and the mark cannot be awarded
(e)	Extra material introduced by the candidate and which does not feature in the original text:	this affects communication – the Examiner cannot be sure what the candidate has understood – and the mark cannot be awarded. It can sometimes be difficult to draw the line between what is a deduction made by an able candidate on the basis of what they have read and pure guesswork. Therefore where a particular answer is not covered in the Mark Scheme, Examiners should consult their Team Leader

Need a home tutor? Visit smiletutor.sg

© UCLES 2017

Section 1 Exercise 1

Question	Answer	Marks	Guidance
1	A	**1**	
2	D	**1**	
3	B	**1**	
4	C	**1**	
5	D	**1**	

Section 1 Exercise 2

Question	Answer	Marks	Guidance
6	C	**1**	
7	D	**1**	
8	F	**1**	
9	A	**1**	
10	B	**1**	

Need a home tutor? Visit smiletutor.sg

© UCLES 2017

Section 1 Exercise 3

Question	Answer	Marks	Guidance
11	B	**1**	
12	A	**1**	
13	C	**1**	
14	B	**1**	
15	A	**1**	

Section 2 Exercise 1

Question	Answer	Marks	Guidance
16	salón	**1**	
17	cerca	**1**	
18	broncearse	**1**	
19	poco	**1**	
20	jugando	**1**	

Need a home tutor? Visit smiletutor.sg

© UCLES 2017

Section 2 Exercise 2

- **In this exercise**, reward the candidate for being able to locate the answer in the passage.
- Ignore extra material (whether Spanish is accurate or inaccurate) unless the Mark Scheme specifies otherwise.
- **Accept lifting unless it is specifically refused in the Mark Scheme.**
- READ SECTION 3: GENERAL MARKING PRINCIPLES.
- Accept *mi, mis, tu, tus, su, sus*, etc.

Question	Answer	Marks	Guidance
21	(hace) una semana (que está/estoy allí/aquí)	1	
22	edificios modernos	1	**REFUSE** a mi padre le encantan…etc.
23	(a su/mi madre y a su/mi hermana) les gusta (más) la historia	1	**REFUSE** <u>en cambio</u> … historia
24	(la catedral es) enorme	1	**REFUSE** allí está…enorme
25	(la mayoría de los restaurantes tienen las mesas) afuera en la(s) calle(s)	1	
26	((mientras estás cenando) puedes escuchar) <u>músicos</u> (por…guitarra)	1	**REFUSE** guitarra ***tc***
27	(mi hermana) se cayó (en la calle) (y tuvo que ir al hospital)	1	**REFUSE** el único…etc.
28	(por suerte,) no había mucha gente esperando	1	**REFUSE** el hospital era muy…etc. **REFUSE** no había mucha gente ***tc***
29	mañana (piensa/pensamos dar un paseo en barco)	1	
30	(quiere/quiero) ver los peces (de colores que hay)	1	

Note: For questions with 2 interchangeable answers: 2 correct answers on line 1, line 2 blank = 2; 2 correct answers on line 1, line 2 wrong = 1 (or vice versa)

Need a home tutor? Visit smiletutor.sg

© UCLES 2017

Section 3

Look for signs of genuine comprehension. Usually, candidates who lift **indiscriminately** fail to demonstrate comprehension and will not score the mark. However, **careful** lifting of the details required to answer the question does demonstrate comprehension and should be rewarded. This Detailed Mark Scheme provides specific guidance but in cases not covered, see General Marking Principles, Section 1.10.

In this section, take into account the whole of the candidate's answer. We are still applying the sound-alike rule.

READ SECTION 3: GENERAL MARKING PRINCIPLES

FOR ANSWERS NOT COVERED BY MARK SCHEME, ANNOTATION TOOL MAY BE USED, e.g. INV or BOD

REFUSE DIRECT SPEECH HOWEVER IT IS PRESENTED.

Section 3 Exercise 1

1 Mark available per question for True or False + 1 Mark available for correction of each False statement.

First award marks for the True/False element and then award marks for the justification of the False statements.

True/False element: all 5 statements appear on screen. Enter mark as appropriate for correct identification of each statement as True or False.

- **If neither True nor False is 'ticked' for a question, enter N/R (no response)**.
- **If both True and False are 'ticked' (and there is no clarification of candidate's 'final' answer), enter 0.**

Justification for false statements: only the 3 False statements appear on screen.

- **If the candidate correctly identified the statement as False, mark the justification and enter the mark.**
- **If True is 'ticked',** award N/R (or 0 if justification is provided)
- **If True and False are both 'ticked' (and there is no clarification of candidate's 'final' answer),** award 0 (ignore any justification)
- **If neither True nor False is 'ticked'**, mark justification and enter mark (no mark awarded for True/False element)

Need a home tutor? Visit smiletutor.sg

© UCLES 2017

Question	Answer	Marks	Guidance
	TRUE / **FALSE** ☐ / ☒ ☒ / ☐ ☐ / ☒ ☐ / ☒ ☒ / ☐		
31	FALSO	**1**	See grid above for marking True/False element
32	VERDADERO	**1**	See grid above for marking True/False element
33	FALSO	**1**	See grid above for marking True/False element
34	FALSO	**1**	See grid above for marking True/False element
35	VERDADERO	**1**	See grid above for marking True/False element

Need a home tutor? Visit smiletutor.sg

© UCLES 2017

PUBLISHED

JUSTIFICATION
ACCEPT: <u>wrong genders throughout</u>

IN EACH CASE, CHECK FALSO IS TICKED

Question	Answer	Marks	Guidance
31	se alegraron	1	**REFUSE MERE ADDITION OF NEGATIVE**
33	después de comer	1	**REFUSE MERE ADDITION OF NEGATIVE** **REFUSE** después…tarde
34	ninguno de los chicos la conocía (aunque siempre habían vivido en ese barrio)	1	**REFUSE MERE ADDITION OF NEGATIVE** **REFUSE** era increíble…etc. **REFUSE** pero…etc.

Need a home tutor? Visit smiletutor.sg

© UCLES 2017

Section 3 Exercise 2

ACCEPT: wrong genders throughout

Question	Answer	Marks	Guidance
36	(estaba) triste	**1**	
37	el/su profesor	**1**	
38	cuando marca un gol	**1**	**REFUSE** cuando marco un gol **REFUSE** marca un gol ***tc*** **REFUSE** cuando marca…vez en cuando **REFUSE** un gol ***tc***
39	(llegó) el día en que (ya) no disfrutaba cuando (ya) no disfrutaba	**1**	
40	(podía) buscar otro lugar (para jugar)	**1**	**REFUSE** dejar el equipo del colegio
41	(el equipo del colegio) (le) daba poco valor a la amistad (entre los jugadores) creía que ganar es/era todo	**1**	**REFUSE** ganar es/era todo ***tc***
42	(aunque (a él) le gusta jugar) no va a elegir el deporte como profesión	**1**	**REFUSE** no voy…etc. **REFUSE** además,…etc. **REFUSE** (a mí) me gusta …etc.

Note: For questions with 2 interchangeable answers: 2 correct answers on line 1, line 2 blank = 2; 2 correct answers on line 1, line 2 wrong = 1 (or vice versa)

Need a home tutor? Visit smiletutor.sg

© UCLES 2017

Cambridge Assessment International Education
Cambridge International General Certificate of Secondary Education

SPANISH **0530/22**

Paper 2 Reading **October/November 2017**

MARK SCHEME

Maximum Mark: 45

Published

This mark scheme is published as an aid to teachers and candidates, to indicate the requirements of the examination. It shows the basis on which Examiners were instructed to award marks. It does not indicate the details of the discussions that took place at an Examiners' meeting before marking began, which would have considered the acceptability of alternative answers.

Mark schemes should be read in conjunction with the question paper and the Principal Examiner Report for Teachers.

Cambridge International will not enter into discussions about these mark schemes.

Cambridge International is publishing the mark schemes for the October/November 2017 series for most Cambridge IGCSE®, Cambridge International A and AS Level components and some Cambridge O Level components.

® IGCSE is a registered trademark.

This syllabus is approved for use in England, Wales and Northern Ireland as a Cambridge International Level 1/Level 2 Certificate.

© UCLES 2017

Need a home tutor? Visit smiletutor.sg

1 General Marking Principles

1.1 It is not possible to list all acceptable alternatives in the Detailed Mark Scheme provided in Section 4. You will need to consider all alternative answers and unexpected approaches in candidates' scripts, make a decision on whether they communicate the required elements, in consultation with your Team Leader if necessary (or with your Product Manager if you are a single Examiner), and award marks accordingly.

The following marking principles underpin the detailed instructions provided in Section 4 of the Mark Scheme. **Where a decision is taken to deviate from these principles for a particular question, this will be specified in the Mark Scheme.** Often the general principles will have to be weighed up against each other, e.g. the answer might pass the look-alike test (1.5(b)), but if the candidate has produced an answer that is another word in the target language they will not score (1.6).

1.2 Crossing out:

(a)	If a candidate changes his/her mind over an answer and crosses out an attempt, award a mark if the final attempt is correct.
(b)	If a candidate crosses out an answer to a whole question but makes no second attempt at it, mark the crossed out work.

1.3 More than the stipulated number of boxes ticked/crossed by the candidate:

(a)	If more than one attempt is visible, but the candidate has clearly indicated which attempt is his/her final answer (e.g. by crossing out other attempts or by annotating the script in some way), mark in the usual way.
(b)	If two attempts are visible (e.g. two boxes ticked instead of the 1 box stipulated), and neither has been crossed out/discounted by the candidate, no mark can be awarded.
(c)	Where candidates must tick a number of boxes (e.g. tick the 6 true statements) and tick too many, apply the following rule: deduct the number of 'extra' answers indicated by the candidate from their number of correct answers. The remaining number is the mark awarded, e.g. the candidate is asked to tick 6 statements, but ticks 8. 5 of the ticks are correctly placed, but 2 are 'extras' (8 ticks placed by candidate minus 6 ticks required by rubric = 2 'extras'). Therefore the candidate is awarded a mark of 3.
(d)	Answers in pen do not take precedence over answers in pencil, e.g. if a candidate is asked to tick 1 box and ticks two, one in pen and the other in pencil, the mark cannot be awarded unless there is explicit indication from the candidate as to which is his/her final answer.

Need a home tutor? Visit smiletutor.sg

© UCLES 2017

1.4 For questions requiring more than one element for the answer, (i) and (ii), where the answers are interchangeable:

(a)	Both correct answers on line 1 and line 2 blank = 2
(b)	Both correct answers on line 1 and line 2 wrong = 1

(or vice-versa)

1.5 Answers requiring the use of Spanish (rather than a non-verbal response) should be marked for communication. Tolerate inaccuracies provided the message is clear.

(a)	'If in doubt, sound it out': if you read what the candidate has written, does it sound like the correct answer?
(b)	Look-alike test: does what the candidate has written look like the correct answer?
(c)	Accept incorrect gender or person unless Mark Scheme specifies otherwise.
(d)	Accept incorrect possessive adjectives, e.g. mi, tu, su, etc., unless Mark Scheme specifies otherwise.
(e)	Accept incorrect tense unless Mark Scheme specifies otherwise.
(f)	Tolerate incorrect auxiliary unless Mark Scheme specifies otherwise.
(g)	Tolerate incorrect use of infinitive unless Mark Scheme specifies otherwise.

1.6 Unless the Mark Scheme specifies otherwise, **do not accept incorrect Spanish if the word given means something else in Spanish**. (Incorrect Spanish which constitutes a word in any language other than Spanish is marked (i) on the basis of whether it is accepted or refused in the Mark Scheme and (ii) if not mentioned in the Mark Scheme, on the basis of 1.5 above).

1.7 Where words are combined or split inappropriately do not award the mark, e.g. 'supadre' and 'elar ticulo' (inappropriate splitting or combination is an indication that the candidate has not understood).

Need a home tutor? Visit smiletutor.sg

© UCLES 2017

1.8 Annotation used in the Mark Scheme:

(a)	INV = invalidation and is used when additional material included by the candidate is judged to invalidate an otherwise correct answer thus preventing him/her from scoring the mark (INV = 0).
(b)	tc = 'tout court' and means that on its own the material is not sufficient to score the mark.
(c)	HA = harmless additional material which in conjunction with the correct answer does not prevent the candidate from scoring the mark.
(d)	BOD = benefit of the doubt and is used to indicate that the Examiner has considered the answer/that part of the answer and judged it to be more correct than incorrect: the benefit of the doubt is given to the candidate and the mark is awarded

1.9 No response and '0' marks

There is a NR (No Response) option in **RM Assessor**.

Award NR (No Response):

If there is nothing written at all in the answer space or

If there is only a comment which does not in any way relate to the question being asked (e.g. 'can't do' or 'don't know') or

If there is only a mark which isn't an attempt at the question (e.g. a dash, a question mark).

Award 0:

If there is any attempt that earns no credit. This could, for example, include the candidate copying all or some of the question, or any working that does not earn any marks, whether crossed out or not.

Need a home tutor? Visit smiletutor.sg

© UCLES 2017

1.10 Extra material:

It is the candidate's responsibility to answer questions in such a way as to demonstrate to the Examiner that s/he has understood the reading text. Where candidates introduce extra, irrelevant material to an otherwise correct answer the danger is that the Examiner is being forced to 'choose' the correct answer and s/he cannot be certain that the candidate has shown understanding. Where the Examiner is put in this position the mark cannot be awarded. The Detailed Mark Scheme cannot cover all eventualities and where specific instructions are not provided, Examiners must check the reading text to ensure the correct elements which would qualify for the mark are not contradicted or distorted by any extra material. The following, general, rules should be applied:

(a)	Extra material, mentioned in the Mark Scheme, which reinforces the correct answer or in itself constitutes an alternative correct answer:	this is acceptable and is not penalised
(b)	Extra material which constitutes an alternative answer, **but which is not explicitly mentioned in the Mark Scheme:**	the Examiner needs to decide, by consulting the transcript/text and the Team Leader if necessary, whether the alternative answer constitutes: (i) an alternative correct answer, in which case this falls into category (a) and the answer should be rewarded (ii) or an answer which on its own would be refused, in which case this falls into category (c) and the answer should be refused
(c)	Extra material which constitutes an alternative answer **specifically refused in the Mark Scheme:**	this puts the Examiner in the position of having to 'choose' which is the candidate's 'final' answer – the Examiner cannot be sure what the candidate has understood – and the mark cannot be awarded
(d)	Extra material which distorts or contradicts the correct answer:	this affects communication – the Examiner cannot be sure what the candidate has understood – and the mark cannot be awarded
(e)	Extra material introduced by the candidate and which does not feature in the original text:	this affects communication – the Examiner cannot be sure what the candidate has understood – and the mark cannot be awarded. It can sometimes be difficult to draw the line between what is a deduction made by an able candidate on the basis of what they have read and pure guesswork. Therefore where a particular answer is not covered in the Mark Scheme, Examiners should consult their Team Leader

Need a home tutor? Visit smiletutor.sg

© UCLES 2017

Section 1 Exercise 1

Question	Answer	Marks	Guidance
1	B	**1**	
2	B	**1**	
3	C	**1**	
4	D	**1**	
5	A	**1**	

Section 1 Exercise 2

Question	Answer	Marks	Guidance
6	B	**1**	
7	F	**1**	
8	A	**1**	
9	C	**1**	
10	D	**1**	

Need a home tutor? Visit smiletutor.sg

© UCLES 2017

Section 1 Exercise 3

Question	Answer	Marks	Guidance
11	C	**1**	
12	B	**1**	
13	B	**1**	
14	B	**1**	
15	A	**1**	

Section 2 Exercise 1

Question	Answer	Marks	Guidance
16	cocinar	**1**	
17	adultos	**1**	
18	aprenden	**1**	
19	bonito	**1**	
20	sencillos	**1**	

Need a home tutor? Visit smiletutor.sg

Section 2 Exercise 2

- **In this exercise**, reward the candidate for being able to locate the answer in the passage.
- Ignore extra material (whether Spanish is accurate or inaccurate) unless the Mark Scheme specifies otherwise.
- **Accept lifting unless it is specifically refused in the Mark Scheme.**
- READ SECTION 3: GENERAL MARKING PRINCIPLES.
- Accept *mi, mis, tu, tus, su, sus*, etc.

ACCEPT: <u>wrong genders throughout</u>

Question	Answer	Marks	Guidance
21	cuando empezó el verano / el verano	1	**REFUSE** empezó el verano
22	(estaba) (bastante) aburrido	1	
23	(una colección de) fotos (de los años 60)	1	
24	(su) moto (de la época) (en el garaje)	1	
25	(vieron que) (yo) estaba encantado Daniel encontraba la música y la ropa interesantes	1	**REFUSE** como vieron…etc. **REFUSE** estaba encantado le/me regalaron todo
26	(eso es) fantástico	1	
27	(una tienda de) discos	1	
28	(organizar) fiestas (con la música)	1	
29	un plan	1	
30	el fin de semana (que viene)	1	**REFUSE** te voy a ver…(¿vale?)

Note: For questions with 2 interchangeable answers: 2 correct answers on line 1, line 2 blank = 2; 2 correct answers on line 1, line 2 wrong = 1 (or vice versa)

Need a home tutor? Visit smiletutor.sg

© UCLES 2017

Section 3

Look for signs of genuine comprehension. Usually, candidates who lift **indiscriminately** fail to demonstrate comprehension and will not score the mark. However, **careful** lifting of the details required to answer the question does demonstrate comprehension and should be rewarded. This Detailed Mark Scheme provides specific guidance but in cases not covered, see General Marking Principles, Section 1.10.

In this section, take into account the whole of the candidate's answer. We are still applying the sound-alike rule.

READ SECTION 3: GENERAL MARKING PRINCIPLES

FOR ANSWERS NOT COVERED BY MARK SCHEME, ANNOTATION TOOL MAY BE USED, e.g. INV or BOD

REFUSE DIRECT SPEECH HOWEVER IT IS PRESENTED.

Section 3 Exercise 1

1 Mark available per question for True or False + 1 Mark available for correction of each False statement.

First award marks for the True/False element and then award marks for the justification of the False statements.

True/False element: all 5 statements appear on screen. Enter mark as appropriate for correct identification of each statement as True or False.

- **If neither True nor False is 'ticked' for a question, enter N/R (no response)**.
- **If both True and False are 'ticked' (and there is no clarification of candidate's 'final' answer), enter 0.**

Justification for false statements: only the 3 False statements appear on screen.

- **If the candidate correctly identified the statement as False, mark the justification and enter the mark.**
- **If True is 'ticked',** award N/R (or 0 if justification is provided)
- **If True and False are both 'ticked' (and there is no clarification of candidate's 'final' answer),** award 0 (ignore any justification)
- **If neither True nor False is 'ticked'**, mark justification and enter mark (no mark awarded for True/False element)

Need a home tutor? Visit smiletutor.sg

© UCLES 2017

Question	Answer	Marks	Guidance
	TRUE / **FALSE** ☐ / ☒ ☒ / ☐ ☐ / ☒ ☒ / ☐ ☐ / ☒		
31	FALSO	**1**	See grid above for marking True/False element
32	VERDADERO	**1**	See grid above for marking True/False element
33	FALSO	**1**	See grid above for marking True/False element
34	VERDADERO	**1**	See grid above for marking True/False element
35	FALSO	**1**	See grid above for marking True/False element

Need a home tutor? Visit smiletutor.sg

© UCLES 2017

JUSTIFICATION
ACCEPT: wrong genders throughout

IN EACH CASE, CHECK FALSO IS TICKED

Question	Answer	Marks	Guidance
31	un amigo ((que vive) allí) la invitó (a pasar unas vacaciones en su casa) para pasar/pasó unas vacaciones (con un amigo) (fue) de vacaciones	1	**REFUSE MERE ADDITION OF NEGATIVE** **REFUSE** (en) vacaciones ***tc*** **REFUSE** pasar unas vacaciones ***tc***
33	desde pequeña (aparecía con su madre en fotos (en las revistas)) su madre empezó/comenzó su carrera a los 19 años/a trabajar de modelo a la edad de 19 años la madre de Carolina empezó/comenzó su carrera a los 19 años/a trabajar de modelo a la edad de 19 años	1	**REFUSE MERE ADDITION OF NEGATIVE**
35	(actuar) es un trabajo exigente	1	**REFUSE MERE ADDITION OF NEGATIVE**

Need a home tutor? Visit smiletutor.sg

© UCLES 2017

Section 3 Exercise 2

ACCEPT: <u>wrong genders throughout</u>

Question	Answer	Marks	Guidance
36	enviar al supermercado la lista de la compra	**1**	
37	(quiere disfrutar de) la vida de un pueblo quiere…ciudad	**1**	**REFUSE** por otro…etc. **REFUSE** quiere…y eso no es fácil de conseguir **REFUSE** la vida de un pueblo pero viviendo en la ciudad
38	(la gente está) compartiendo el coche en Pontevedra…coche	**1**	
39	<u>tardarán/en/dentro de</u> muchos años (en llegar)	**1**	**REFUSE** muchos años ***tc*** **REFUSE** tardarán…calles
40	es esencial…transporta (para) reducir la cantidad de comida que se transporta	**1**	
41	(en las) zonas verdes en lugar de flores	**1**	**REFUSE** en <u>estas</u> zonas verdes
42	(a menudo los vecinos) (tienen dificultades para) ponerse de acuerdo	**1**	**REFUSE** answers with poner<u>nos</u>

Note: For questions with 2 interchangeable answers: 2 correct answers on line 1, line 2 blank = 2; 2 correct answers on line 1, line 2 wrong = 1 (or vice versa)

Need a home tutor? Visit smiletutor.sg

© UCLES 2017

Cambridge Assessment International Education
Cambridge International General Certificate of Secondary Education

SPANISH **0530/23**

Paper 2 Reading **October/November 2017**

MARK SCHEME

Maximum Mark: 45

Published

This mark scheme is published as an aid to teachers and candidates, to indicate the requirements of the examination. It shows the basis on which Examiners were instructed to award marks. It does not indicate the details of the discussions that took place at an Examiners' meeting before marking began, which would have considered the acceptability of alternative answers.

Mark schemes should be read in conjunction with the question paper and the Principal Examiner Report for Teachers.

Cambridge International will not enter into discussions about these mark schemes.

Cambridge International is publishing the mark schemes for the October/November 2017 series for most Cambridge IGCSE®, Cambridge International A and AS Level components and some Cambridge O Level components.

® IGCSE is a registered trademark.

This syllabus is approved for use in England, Wales and Northern Ireland as a Cambridge International Level 1/Level 2 Certificate.

© UCLES 2017

Need a home tutor? Visit smiletutor.sg

1 General Marking Principles

1.1 It is not possible to list all acceptable alternatives in the Detailed Mark Scheme provided in Section 4. You will need to consider all alternative answers and unexpected approaches in candidates' scripts, make a decision on whether they communicate the required elements, in consultation with your Team Leader if necessary (or with your Product Manager if you are a single Examiner), and award marks accordingly.

The following marking principles underpin the detailed instructions provided in Section 4 of the Mark Scheme. **Where a decision is taken to deviate from these principles for a particular question, this will be specified in the Mark Scheme.** Often the general principles will have to be weighed up against each other, e.g. the answer might pass the look-alike test (1.5(b)), but if the candidate has produced an answer that is another word in the target language they will not score (1.6).

1.2 Crossing out:

(a)	If a candidate changes his/her mind over an answer and crosses out an attempt, award a mark if the final attempt is correct.
(b)	If a candidate crosses out an answer to a whole question but makes no second attempt at it, mark the crossed out work.

1.3 More than the stipulated number of boxes ticked/crossed by the candidate:

(a)	If more than one attempt is visible, but the candidate has clearly indicated which attempt is his/her final answer (e.g. by crossing out other attempts or by annotating the script in some way), mark in the usual way.
(b)	If two attempts are visible (e.g. two boxes ticked instead of the 1 box stipulated), and neither has been crossed out/discounted by the candidate, no mark can be awarded.
(c)	Where candidates must tick a number of boxes (e.g. tick the 6 true statements) and tick too many, apply the following rule: deduct the number of 'extra' answers indicated by the candidate from their number of correct answers. The remaining number is the mark awarded, e.g. the candidate is asked to tick 6 statements, but ticks 8. 5 of the ticks are correctly placed, but 2 are 'extras' (8 ticks placed by candidate minus 6 ticks required by rubric = 2 'extras'). Therefore the candidate is awarded a mark of 3.
(d)	Answers in pen do not take precedence over answers in pencil, e.g. if a candidate is asked to tick 1 box and ticks two, one in pen and the other in pencil, the mark cannot be awarded unless there is explicit indication from the candidate as to which is his/her final answer.

Need a home tutor? Visit smiletutor.sg

© UCLES 2017

1.4 For questions requiring more than one element for the answer, (i) and (ii), where the answers are interchangeable:

(a)	Both correct answers on line 1 and line 2 blank = 2
(b)	Both correct answers on line 1 and line 2 wrong = 1

(or vice-versa)

1.5 Answers requiring the use of Spanish (rather than a non-verbal response) should be marked for communication. Tolerate inaccuracies provided the message is clear.

(a)	'If in doubt, sound it out': if you read what the candidate has written, does it sound like the correct answer?
(b)	Look-alike test: does what the candidate has written look like the correct answer?
(c)	Accept incorrect gender or person unless Mark Scheme specifies otherwise.
(d)	Accept incorrect possessive adjectives, e.g. mi, tu, su, etc., unless Mark Scheme specifies otherwise.
(e)	Accept incorrect tense unless Mark Scheme specifies otherwise.
(f)	Tolerate incorrect auxiliary unless Mark Scheme specifies otherwise.
(g)	Tolerate incorrect use of infinitive unless Mark Scheme specifies otherwise.

1.6 Unless the Mark Scheme specifies otherwise, **do not accept incorrect Spanish if the word given means something else in Spanish**. (Incorrect Spanish which constitutes a word in any language other than Spanish is marked (i) on the basis of whether it is accepted or refused in the Mark Scheme and (ii) if not mentioned in the Mark Scheme, on the basis of 1.5 above).

1.7 Where words are combined or split inappropriately do not award the mark, e.g. 'supadre' and 'elar ticulo' (inappropriate splitting or combination is an indication that the candidate has not understood).

Need a home tutor? Visit smiletutor.sg

© UCLES 2017

1.8 Annotation used in the Mark Scheme:

(a)	INV = invalidation and is used when additional material included by the candidate is judged to invalidate an otherwise correct answer thus preventing him/her from scoring the mark (INV = 0).
(b)	tc = 'tout court' and means that on its own the material is not sufficient to score the mark.
(c)	HA = harmless additional material which in conjunction with the correct answer does not prevent the candidate from scoring the mark.
(d)	BOD = benefit of the doubt and is used to indicate that the Examiner has considered the answer/that part of the answer and judged it to be more correct than incorrect: the benefit of the doubt is given to the candidate and the mark is awarded

1.9 No response and '0' marks

There is a NR (No Response) option in **RM Assessor**.

Award NR (No Response):

If there is nothing written at all in the answer space or

If there is only a comment which does not in any way relate to the question being asked (e.g. 'can't do' or 'don't know') or

If there is only a mark which isn't an attempt at the question (e.g. a dash, a question mark).

Award 0:

If there is any attempt that earns no credit. This could, for example, include the candidate copying all or some of the question, or any working that does not earn any marks, whether crossed out or not.

Need a home tutor? Visit smiletutor.sg

© UCLES 2017

1.10 Extra material:

It is the candidate's responsibility to answer questions in such a way as to demonstrate to the Examiner that s/he has understood the reading text. Where candidates introduce extra, irrelevant material to an otherwise correct answer the danger is that the Examiner is being forced to 'choose' the correct answer and s/he cannot be certain that the candidate has shown understanding. Where the Examiner is put in this position the mark cannot be awarded. The Detailed Mark Scheme cannot cover all eventualities and where specific instructions are not provided, Examiners must check the reading text to ensure the correct elements which would qualify for the mark are not contradicted or distorted by any extra material. The following, general, rules should be applied:

(a)	Extra material, mentioned in the Mark Scheme, which reinforces the correct answer or in itself constitutes an alternative correct answer:	this is acceptable and is not penalised
(b)	Extra material which constitutes an alternative answer, **but which is not explicitly mentioned in the Mark Scheme:**	the Examiner needs to decide, by consulting the transcript/text and the Team Leader if necessary, whether the alternative answer constitutes: (i) an alternative correct answer, in which case this falls into category (a) and the answer should be rewarded (ii) or an answer which on its own would be refused, in which case this falls into category (c) and the answer should be refused
(c)	Extra material which constitutes an alternative answer **specifically refused in the Mark Scheme:**	this puts the Examiner in the position of having to 'choose' which is the candidate's 'final' answer – the Examiner cannot be sure what the candidate has understood – and the mark cannot be awarded
(d)	Extra material which distorts or contradicts the correct answer:	this affects communication – the Examiner cannot be sure what the candidate has understood – and the mark cannot be awarded
(e)	Extra material introduced by the candidate and which does not feature in the original text:	this affects communication – the Examiner cannot be sure what the candidate has understood – and the mark cannot be awarded. It can sometimes be difficult to draw the line between what is a deduction made by an able candidate on the basis of what they have read and pure guesswork. Therefore where a particular answer is not covered in the Mark Scheme, Examiners should consult their Team Leader

Need a home tutor? Visit smiletutor.sg

© UCLES 2017

Section 1 Exercise 1

Question	Answer	Marks	Guidance
1	C	**1**	
2	C	**1**	
3	D	**1**	
4	A	**1**	
5	B	**1**	

Section 1 Exercise 2

Question	Answer	Marks	Guidance
6	D	**1**	
7	A	**1**	
8	F	**1**	
9	B	**1**	
10	C	**1**	

Need a home tutor? Visit smiletutor.sg

© UCLES 2017

Section 1 Exercise 3

Question	Answer	Marks	Guidance
11	A	**1**	
12	B	**1**	
13	C	**1**	
14	C	**1**	
15	B	**1**	

Section 2 Exercise 1

Question	Answer	Marks	Guidance
16	zapatos	**1**	
17	joven	**1**	
18	frecuentemente	**1**	
19	cierra	**1**	
20	escribir	**1**	

Need a home tutor? Visit smiletutor.sg

© UCLES 2017

Section 2 Exercise 2

- **In this exercise**, reward the candidate for being able to locate the answer in the passage.
- Ignore extra material (whether Spanish is accurate or inaccurate) unless the Mark Scheme specifies otherwise.
- **Accept lifting unless it is specifically refused in the Mark Scheme.**
- READ SECTION 3: GENERAL MARKING PRINCIPLES.
- Accept *mi, mis, tu, tus, su, sus*, etc.

ACCEPT: <u>wrong genders throughout</u>

Question	Answer	Marks	Guidance
21	(llegó/llegué) hace dos días (a Australia)	1	**Refuse** hace…enormes **Refuse** hace…cansada
22	(las azafatas fueron) (muy) amables	1	**Refuse** (muy) amables, ofreciéndome…etc.
23	escuchaba música	1	**Refuse** cuando…música
24	(se llama Lola y es) (muy) simpática	1	**Refuse** se llama Lola ***tc***
25	(por fin) <u>iba a</u> ver a unos parientes (que nunca había visitado) <u>iba a</u> visitar a unos parientes	1	
26	(a Lola le da miedo) <u>viajar en</u> avión	1	**Refuse** miedo viajar en avión **Refuse** da miedo en avión **Refuse** avión ***tc*** **Refuse** parece que…etc.
27	turismo	1	**Refuse** cuando…etc. **Refuse** turismo como yo
28	(estará/estaré con ellos durante) dos semanas	1	
29	(para) ver (los) monumentos	1	
30	una reserva de <u>animales</u> (salvajes)	1	

Note: For questions with 2 interchangeable answers: 2 correct answers on line 1, line 2 blank = 2; 2 correct answers on line 1, line 2 wrong = 1 (or vice versa)

Need a home tutor? Visit smiletutor.sg

© UCLES 2017

Section 3

Look for signs of genuine comprehension. Usually, candidates who lift **indiscriminately** fail to demonstrate comprehension and will not score the mark. However, **careful** lifting of the details required to answer the question does demonstrate comprehension and should be rewarded. This Detailed Mark Scheme provides specific guidance but in cases not covered, see General Marking Principles, Section 1.10.

In this section, take into account the whole of the candidate's answer. We are still applying the sound-alike rule.

READ SECTION 3: GENERAL MARKING PRINCIPLES

FOR ANSWERS NOT COVERED BY MARK SCHEME, ANNOTATION TOOL MAY BE USED, e.g. INV or BOD

REFUSE DIRECT SPEECH HOWEVER IT IS PRESENTED.

Section 3 Exercise 1

1 Mark available per question for True or False + 1 Mark available for correction of each False statement.

First award marks for the True/False element and then award marks for the justification of the False statements.

True/False element: all 5 statements appear on screen. Enter mark as appropriate for correct identification of each statement as True or False.

- **If neither True nor False is 'ticked' for a question, enter N/R (no response)**.
- **If both True and False are 'ticked' (and there is no clarification of candidate's 'final' answer), enter 0.**

Justification for false statements: only the 3 False statements appear on screen.

- **If the candidate correctly identified the statement as False, mark the justification and enter the mark.**
- **If True is 'ticked',** award N/R (or 0 if justification is provided)
- **If True and False are both 'ticked' (and there is no clarification of candidate's 'final' answer),** award 0 (ignore any justification)
- **If neither True nor False is 'ticked'**, mark justification and enter mark (no mark awarded for True/False element)

Need a home tutor? Visit smiletutor.sg

© UCLES 2017

Question	Answer	Marks	Guidance
	TRUE / **FALSE** ☐ ✓ ✓ ☐ ☐ ✓ ✓ ☐ ☐ ✓		
31	FALSO	**1**	See grid above for marking True/False element
32	VERDADERO	**1**	See grid above for marking True/False element
33	FALSO	**1**	See grid above for marking True/False element
34	VERDADERO	**1**	See grid above for marking True/False element
35	FALSO	**1**	See grid above for marking True/False element

Need a home tutor? Visit smiletutor.sg

© UCLES 2017

PUBLISHED

JUSTIFICATION
ACCEPT: <u>wrong genders throughout</u>

IN EACH CASE, CHECK FALSO IS TICKED

Question	Answer	Marks	Guidance
31	apareció por primera vez (en noviembre) en (los cines de) España	1	**REFUSE MERE ADDITION OF NEGATIVE** **Refuse** salió primero en noviembre
33	le/la/lo/se gustaría pasar más tiempo con ellos/sus hijos se siente triste cuando no ve a sus hijos (frecuentemente)	1	**REFUSE MERE ADDITION OF NEGATIVE** **Refuse** <u>me</u>…etc.
35	al principio encuentran difícil su nueva vida	1	**REFUSE MERE ADDITION OF NEGATIVE**

Need a home tutor? Visit smiletutor.sg

© UCLES 2017

Section 3 Exercise 2

ACCEPT: wrong genders throughout

Question	Answer	Marks	Guidance
36	presentaba programas (de televisión) carrera de televisión	1	
37	después del nacimiento de su hija	1	**Refuse** después…bien
38	fue a una escuela de cocina	1	**Refuse** entonces…etc. **Refuse** fue…mejor
39	pone/elige/son recetas que le/la/lo gustan	1	**Refuse** recetas que me gustan **Refuse** pongo…etc. **Refuse** *answers without verb (e.g. pone)* **Refuse** pone recetas que se gustan *(it means something else)*
40	(mucha gente quiere) saber cuáles son los mejores ingredientes	1	**Refuse** mucha gente me…ingredientes
41	(durante) poco tiempo	1	
42	(Sonia) va a empezar un servicio de platos preparados (para llevar a casa)	1	**Refuse** platos preparados ***tc***

Note: For questions with 2 interchangeable answers: 2 correct answers on line 1, line 2 blank = 2; 2 correct answers on line 1, line 2 wrong = 1 (or vice versa)

Need a home tutor? Visit smiletutor.sg

© UCLES 2017

Cambridge Assessment International Education
Cambridge International General Certificate of Secondary Education

SPANISH **0530/41**

Paper 4 Writing **October/November 2017**

MARK SCHEME

Maximum Mark: 50

Published

This mark scheme is published as an aid to teachers and candidates, to indicate the requirements of the examination. It shows the basis on which Examiners were instructed to award marks. It does not indicate the details of the discussions that took place at an Examiners' meeting before marking began, which would have considered the acceptability of alternative answers.

Mark schemes should be read in conjunction with the question paper and the Principal Examiner Report for Teachers.

Cambridge International will not enter into discussions about these mark schemes.

Cambridge International is publishing the mark schemes for the October/November 2017 series for most Cambridge IGCSE®, Cambridge International A and AS Level components and some Cambridge O Level components.

® IGCSE is a registered trademark.

© UCLES 2017

Need a home tutor? Visit smiletutor.sg

3 General Marking Principles

3.1 Crossing out:

(a)	If a candidate changes his/her mind over an answer and crosses out an attempt, award a mark if the final attempt is correct.
(b)	If a candidate crosses out an answer to a whole question but makes no second attempt at it, mark the crossed out work.

3.2 For Questions 2 and 3, if the candidate has written an answer in the space provided for that purpose, you should ignore anything written anywhere else, unless:

(a)	there is an indication from the candidate that other material should be considered.
(b)	the candidate has continued their answer outside the space provided.
(c)	there is no answer in the space provided.

3.3 Annotation used in the Mark Scheme:

(a)	tc = 'tout court' and means that on its own the material is not sufficient to score the mark.
(b)	BOD = benefit of the doubt and is used to indicate that the Examiner has considered the answer/that part of the answer and judged it to be more correct than incorrect: the benefit of the doubt is given to the candidate and the mark is awarded.

Need a home tutor? Visit smiletutor.sg

© UCLES 2017

3.4 No response and '0' marks

There is a NR (No Response) option in **RM Assessor**.

Award NR (No Response):

If there is nothing written at all in the answer space or

If there is only a comment which does not in any way relate to the question being asked (e.g. 'can't do' or 'don't know') or

If there is only a mark which isn't an attempt at the question (e.g. a dash, a question mark).

Award 0:

If there is any attempt that earns no credit. This could, for example, include the candidate copying all or some of the question, or any working that does not earn any marks, whether crossed out or not.

3.5 **Optional questions**: You must mark all questions attempted by the candidate. Where a question has not been attempted then NR must be entered. (For Question 3 only, after marking the question(s) the candidate has answered, NR is populated automatically when you click on 'Complete'.) Where the candidate attempts more than one of the alternatives in Question 3, RM Assessor will automatically only aggregate the candidate's best result.

Need a home tutor? Visit smiletutor.sg

© UCLES 2017

Question	Answer	Marks

Question 1

Candidates are required to list 8 items in Spanish. Read all of the items that the candidate has listed and award marks as follows:

(i) Select the most correct items up to a maximum of 5. Award 1 mark for each correct item up to a maximum of 5. Stop ticking once 5 items have been rewarded.

(ii) On Question 1, award marks for items wherever the candidate has written them.

(iii) **If the candidate offers more than one word per line, award a mark for each acceptable item** (e.g. where a candidate has linked two words as in *cepillo de dentífrica* = 1 tick; however *cepillo y dentífrica* (candidate intends this as two items) = 2 ticks).

(iv) The pictures provided on the question paper are only suggestions.

(v) Mark for communication. Tolerate inaccuracies, provided the message is clear. Ignore any definite / indefinite article, possessive adjective, etc. Ignore any verbs.

(vi) If spelling is questionable, start by referring to the detailed mark scheme. Refer to the bullet points below if no decision on the spelling you have encountered is recorded there.

- 'If in doubt, sound it out': if you read what the candidate has written, does it sound like the correct answer?
- Look-alike test: does what the candidate has written look like the correct answer, e.g. one letter missing but no other word created.
- If the first part of the word is correct, small errors in what comes next are less likely to impede communication (unless they suggest another meaning).
- Where letters are transposed, the word is likely to communicate (unless another word has been created).

(vii) Once marking proper starts, if there are five clearly acceptable items, award marks wherever these are in the list. This approach may allow questionable versions to be ignored.

(viii) Refuse all nouns which are repeated and which do not have a separate meaning:

- *pantalones, pantalones cortos*: award one mark to each item
- *pantalones pequeños, pantalones azules*: award one mark for the first *pantalones*

(ix) Reject misspelt words which suggest a word with a quite different meaning. Where nouns are usually plural, accept the singular and vice versa.

Need a home tutor? Visit smiletutor.sg

Question	Answer	Marks
1	**Estás en la sala de estar. Haz una lista de 8 cosas que hay en la sala de estar.**	**5**

flores		**REJECT**	
foto		plates	
libro			
mesa			
periódico			
sofá			
teléfono			
televisión			
ventana			

Total for Question 1: 5 marks

Need a home tutor? Visit smiletutor.sg

Question	Answer	Marks
2	Candidates are required to answer the question. Read the whole answer and award marks as follows: • **Communication: award a mark out of 10, according to the instructions in 2.1.** • **Language: award a mark out of 5, according to the instructions in 2.2.**	
	2.1: Award a mark out of 10 for Communication (i) Place the appropriate 'numbered' tick as close as possible to each relevant communication point in the body of the answer. (ii) Award ticks flexibly across the tasks for each piece of relevant information conveyed, up to a maximum of 10. HOWEVER, each of the tasks must be covered to get the 10 communication marks: • If 1 of the tasks is missing, the maximum communication mark is 9. • If 2 of the tasks are missing, the maximum communication mark is 8 (and so on). (iii) Add up the ticks to give a mark out of 10 for Communication. (iv) For COMMUNICATION • **Look for a verb (finite or infinitive) before awarding a mark.** Lists without a verb will not score. • **See Appendix II for rules on how to decide whether a verb is accurate enough** to convey meaning. • **For language other than verbs, use 'rules' in Question 1**: look alike, sound alike, etc. • **Misplaced adjectives, negatives and adverbs will not usually compromise communication.** (v) LISTS = a maximum of 3 marks for communication: lists of 1–3 items = 1 mark; lists of 4 items = 2 marks; lists of 5–6 items = 3 marks • *Ella es alta y delgada y grande y nerviosa.* (*1 verb, therefore treat as list of 4 items: place one tick over 'grande' (third item in list) and another tick over 'nerviosa' (fourth item in list*)) • *Ella es alta. Es delgada. Tiene el pelo moreno.* (*3 verbs therefore each piece of information can score a separate communication mark*)	

Need a home tutor? Visit smiletutor.sg

<table>
<tr><th>Question</th><th>Answer</th><th>Marks</th></tr>
<tr><td>2</td><td>(vi) Only reward each piece of information once, e.g. es fantástica cannot score both as description and reason for liking; es fantástica y sus clases son fantásticas can both be rewarded as fantástica(s) describes different nouns; ella me ayuda a hacer mis deberes and me ayuda todos los días can both be rewarded as they each contain a different extra detail (a hacer mis deberes and todos los días).

(vii) Do not penalise factual errors.

(viii) What the candidate writes may not follow the order of the tasks on the question paper – this is fine.</td><td></td></tr>
<tr><td></td><td>
<table>
<tr><th>Tick</th><th>Accept</th></tr>
<tr><td>✓1</td><td>¿Cuándo y con quién vas al cine?
REWARD: any statement relating to when and with whom the candidate usually goes to the cinema</td></tr>
<tr><td>✓2</td><td>¿Qué tipo de película prefieres ver? ¿Por qué?
REWARD: any statement relating to which sort of film the candidate prefers

REWARD: any reason why, even if it is not clear which sort of film the candidate prefers</td></tr>
<tr><td>✓3</td><td>Describe a tu actor/actriz favorito/a.
REWARD: any detail describing the candidate’s favourite actor/actress</td></tr>
<tr><td>✓4</td><td>¿Te gustaría ser actor/actriz en el futuro? ¿Por qué?
REWARD: any statement relating to whether or not the candidate would like to be an actor/actress in the future

REWARD: any reason why, even if it is not clear whether or not the candidate would like to be an actor/actress</td></tr>
</table>
</td><td></td></tr>
</table>

Need a home tutor? Visit smiletutor.sg

© UCLES 2017

<table>
<tr><th>Question</th><th>Answer</th><th>Marks</th></tr>
<tr><td>2</td><td>

2.2: Award a mark out of 5 for Language

Award a mark out of 5 for Language*, according to the Grade descriptors in the table below (see *Note on using mark schemes with Grade descriptors* (last page of mark scheme)).

Grade descriptors for Language (Question 2)

<table>
<tr><td>5</td><td>Straightforward vocabulary and structure.
The style of writing is basic, but reasonably coherent.
Use of a limited range of verbs, generally successful.
More accuracy than inaccuracy.</td></tr>
<tr><td>4</td><td>Basic vocabulary and structure.
Some awareness of verb usage, but inconsistent.
The writing is sufficiently accurate for meaning to be conveyed.</td></tr>
<tr><td>3</td><td>Very basic vocabulary and structure.
Little awareness of verb usage (e.g. infinitives regularly used instead of finite verbs).
Despite regular errors, the writing often conveys some meaning.</td></tr>
<tr><td>2</td><td>A few phrases or short sentences are accurate enough to be comprehensible. Very simple sentence structure.</td></tr>
<tr><td>1</td><td>Disjointed words or short phrases, one or two of them accurate enough to be comprehensible.</td></tr>
<tr><td>0</td><td>One or two disjointed words or short phrases may be recognisable.</td></tr>
</table>

*Consider the whole answer when awarding mark for language

Total for Communication: 10 marks
Total for Language: 5 marks
Total for Question 2: 15 marks

</td><td></td></tr>
</table>

Need a home tutor? Visit smiletutor.sg

<table>
<tr><th>Question</th><th>Answer</th><th>Marks</th></tr>
<tr><td>3</td><td>
Candidates answer 1 question from a choice of 3. Read the whole answer and award marks as follows:

• Communication: award a mark out of 10, according to the instructions in 3.1.
• Language: award a mark out of 10 for Verbs, according to the instructions in 3.2.
award a mark out of 10 for Other linguistic features, according to the instructions in 3.3.

For question-specific guidance, see later in this mark scheme.

<u>3.1: Award a mark out of 10 for Communication</u>

(i) There are 5 relevant communication points per question, each worth a maximum of 2 marks.

(ii) For each relevant communication point, use the appropriate numbered tick and place up to 2 of these ticks as close as possible to each relevant communication point (in the body of the answer).

<table>
<tr><td>2 ticks</td><td>Message clearly communicated. Minor errors (adjective endings, use of prepositions etc.) are tolerated.</td></tr>
<tr><td>1 tick</td><td>Communication of some meaning is achieved, but the message may be ambiguous or incomplete.</td></tr>
<tr><td>0 ticks</td><td>Nothing of worth communicated.</td></tr>
</table>

(iii) Look for a verb (finite or infinitive) before awarding a mark for communication. See Appendix II for rules on how to decide whether a verb is accurate enough to convey meaning.

(iv) Add up the ticks to give a mark out of 10 for Communication.
</td><td></td></tr>
</table>

Need a home tutor? Visit smiletutor.sg

Question	Answer	Marks
3	**3.2: Award a mark out of 8 for accurate use of Verbs** When awarding ticks for Verbs, please refer back to the question in order to establish which tense is appropriate for the response. **For question-specific guidance, see later in this mark scheme.** (i) Place a tick above the **first** occurrence of each correct verb, up to a maximum of 18 ticks (details of how to award ticks are provided below). (ii) Place the tick so that it does not obscure the accent/tilde. (iii) Convert the total number of ticks to a mark out of 8 using the Conversion table below. **Conversion table for accurate use of Verbs (Question 3)** **Number of ticks** / **Mark** 18+ / 8 16,17 / 7 14,15 / 6 12,13 / 5 10,11 / 4 8,9 / 3 6,7 / 2 4,5 / 1 0,1,2,3 / 0	

Need a home tutor? Visit smiletutor.sg

© UCLES 2017

<table>
<tr><th>Question</th><th>Answer</th><th>Marks</th></tr>
<tr><td>3</td><td>

How to award ticks for accurate use of Verbs (Question 3):

(a) Subject (noun or pronoun) + any finite verb

- **both subject and verb must be correct for the verb to score a tick**
- **verb must be in the appropriate tense to score a tick**
- **accents on verbs must be correct in order for a tick to be awarded**
- **do not tick verbs contained in the 'letter etiquette': appropriate beginnings and endings to letters are considered for reward under Other linguistic features.**

<table>
<tr><th>Tick</th><th>No tick</th><th>Note</th></tr>
<tr><td>Yo soy (✓)</td><td></td><td></td></tr>
<tr><td>He hecho (✓)</td><td></td><td></td></tr>
<tr><td>Los profesores son (✓) amables</td><td>Los professores son amables (no tick)</td><td>incorrect subject means tick cannot be awarded for verb</td></tr>
</table>

Use of gerund

<table>
<tr><th>Tick</th><th>No tick</th><th>Note</th></tr>
<tr><td>Estoy escribiendo (✓)</td><td></td><td>Continuous forms of estar and gerund are awarded 1 tick</td></tr>
<tr><td>Llevo (✓) dos años estudiando (✓)</td><td></td><td>Use of gerund other than in continuous form of verb using estar = 2 ticks</td></tr>
</table>

With direct and indirect object pronouns

<table>
<tr><th>Tick</th><th>No tick</th><th>Note</th></tr>
<tr><td>Juan lo vio (✓)</td><td></td><td></td></tr>
</table>

</td><td></td></tr>
</table>

Need a home tutor? Visit smiletutor.sg

Question	Answer	Marks
3		

Reflexive/passive

Tick	No tick	Note
Él se levanta (✓)	Él levantase (*no tick*)	
Ella se ha cortado (✓)		
La puerta estaba (✓) abierta		
Yo me lavo (✓) las manos	Yo me lavo (*no tick*) el coche	*lavar* should not be used reflexively in this statement

Impersonal verbs such as *gustar*, *quedar*, *faltar* etc.

Tick	No tick	Note
Me gusta (✓) leer (✓)		
Me gusto *(no tick)* leer (✓)		
Me quedan (✓) diez euros		

Impersonal *se*

Tick	No tick	Note
Se puede (✓)		
Se habla español (✓)		

Impersonal

Hay (✓) patatas		
Es (✓) interesante		

Need a home tutor? Visit smiletutor.sg

© UCLES 2017

<table>
<tr><th>Question</th><th>Answer</th><th>Marks</th></tr>
<tr><td>3</td><td>

With negative

Tick	No tick	Note
No comen (✓)		

Sequence of tenses

Tick	No tick	Note
Fui (✓) al cine y me gustó (✓) la película	Fui (✓) al cine y me gustaría *(no tick)* la película	If sequence is incorrect, **both** verbs cannot be rewarded

Single auxiliary with multiple past participles

Tick	No tick	Note
Hemos cantado (✓) y bailado (✓)		Hemos cantado = tick 1; Hemos bailado = tick 2

Verb which requires preposition

Tick	No tick	Note
Ayudo (✓) a lavar (✓) el coche		
Ayudo (✓) lavar el coche		preposition is required for *lavar* to be awarded a tick
Ayudo (✓) con lavar el coche		incorrect use of *con* means that *lavar* cannot receive a tick

</td><td></td></tr>
</table>

Need a home tutor? Visit smiletutor.sg

<table>
<tr><th>Question</th><th>Answer</th><th>Marks</th></tr>
<tr><td>3</td><td>
Verb which requires personal a
<table>
<tr><th>Tick</th><th>No tick</th><th>Note</th></tr>
<tr><td>Veo (✓) a mi amigo</td><td>Veo (no tick) mi amigo</td><td>personal a is required for veo to be awarded a tick</td></tr>
</table>
Correct verb within meaningless statement
<table>
<tr><th>Tick</th><th>No tick</th><th>Note</th></tr>
<tr><td>El camino es (✓) largo</td><td>El camino es (no tick) inteligente</td><td>Do not reward correct verb in a meaningless statement</td></tr>
</table>
</td><td></td></tr>
</table>

Need a home tutor? Visit smiletutor.sg

© UCLES 2017

<table>
<tr><th>Question</th><th>Answer</th><th>Marks</th></tr>
<tr><td>3</td><td>

(b) Imperative

Tick	No tick	Note
¡Ven! (✓)		
¡Oiga! (✓)		

(c) Interrogative

Tick	No tick	Note
¿Vienes? (✓) / Vienes. (✓)		question mark not required for mark to be awarded
(¿)Vas (✓) a venir(?) (✓)		
(¿)Cómo estás(?) (✓)		

(d) Infinitive

Tick	No tick	Note
Quiero (✓) salir (✓)		
No quiera (*no tick*) salir (✓)		
Quiero (✓) salire (*no tick*)		
Voy a (✓) estudiar (✓)		
Empecé a (✓) llorar (✓)		
Empecé *(no tick)* llorar (✓)		

(e) Participle (past or present)

Tick	No tick	Note
Terminado el programa (✓)		
Siendo estudiante (✓)		

</td><td></td></tr>
</table>

Need a home tutor? Visit smiletutor.sg

Question	Answer	Marks
3	**(f) Reward only the first occurrence of a verb, e.g.** • Me gusta (✓) la natación. También me gusta (*no tick*) el tenis • Me gusta (✓) la natación. No me gusta (*no tick*) el tenis **However,** • Yo prefiero (✓) la natación y mi hermano prefiere (✓) el tenis – 2 different persons of the verb • Mi hermano prefiere (✓) la natación y mi hermana prefiere (*no tick*) el tenis – both third person usage • Esta tarde mi amigo puede (✓) jugar (✓) al fútbol. En mi ciudad se puede *(no tick)* nadar (✓) – puede is in the third person singular in both sentences, so scores the first time but not the second time	
	3.3: Award a mark out of 12 for Other linguistic features (i) Award a mark out of 12 for Other linguistic features, according to the Grade descriptors in the table below (please see Note on using mark schemes with Grade descriptors (Appendix I)). (ii) Use the highlighter marking tool to highlight the first new use of any correct usage. Use the highlighter marking tool to underline a creditable attempt at a structure. This annotation is intended to help you arrive at an appropriate mark. Therefore, the kinds of things you highlight/underline will vary according to the quality of work, e.g. for a mark of 7/8 to be awarded the assumption is that 'spelling of common words, genders, adjectival agreements and basic prepositions are almost always correct' so annotation will focus on the degree of success with more complex language. (iii) Consider the extent to which the following are used correctly and appropriately when assessing the candidate's control of structures: • Subordinate clauses, including porque and que (relative pronouns). Indirect or reported speech (dijo que, creo que). Time clauses with cuando, mientras que etc. and si (= if) • Object pronouns (me ha dicho; me lo dio) and 'strong' pronouns • Conjunctions other than *y* and linking words (e.g. sin embargo, por lo tanto, por eso) • Prepositions – Time, Place etc. • Negatives • Adverbs • Use of por and para • Adjectives, including possessives and demonstratives. Also comparatives and superlatives • Expressions of quantity • Appropriate use of *politesses* in the letter.	

Need a home tutor? Visit smiletutor.sg

<table>
<tr><th>Question</th><th>Answer</th><th>Marks</th></tr>
<tr><td>3</td><td>

Grade descriptors for Other linguistic features (Question 3)

<table>
<tr><td>11–12</td><td>• Uses a wide range of structures effectively; produces longer, fluent sentences with ease.
• Highly accurate at this level, though not necessarily faultless.
• Makes effective use of a wide range of vocabulary fully appropriate to the task.</td></tr>
<tr><td>9–10</td><td>• Attempts a range of structures with a good degree of success.
• More complex language usually error-free^^.
• Uses a variety of relevant vocabulary at this level.</td></tr>
<tr><td>7–8</td><td>• In control of simple structures. Varied success with more complex structures.
• Accuracy is fairly consistent throughout*. Errors may occur when more ambitious language is attempted.
• Has sufficient vocabulary to add some interest to the writing.</td></tr>
<tr><td>5–6</td><td>• Attempts more than basic structures.
• On balance, the work is more accurate than inaccurate.
• Straightforward vocabulary relevant to the task.</td></tr>
<tr><td>3–4</td><td>• Reliant on basic structures.
• Some examples of correct language. Meaning usually conveyed.
• Basic vocabulary.</td></tr>
<tr><td>1–2</td><td>• A few phrases or short sentences are accurate enough to be comprehensible. Very simple sentence structure.</td></tr>
<tr><td>0</td><td>• One or two disjointed words or short phrases may be recognisable.</td></tr>
</table>

^^subordinate clauses, linking words, object pronouns, comparative adjectives/adverbs, strong negatives usually error free.
*spelling of common words, genders, adjectival agreements and basic prepositions are almost always correct.

Total for Communication: 10 marks
Total for Verbs: 8 marks
Total for Other linguistic features: 12 marks
Total for Question 3: 30 marks

</td><td></td></tr>
</table>

Need a home tutor? Visit smiletutor.sg

© UCLES 2017

<table>
<tr><th>Question</th><th>Answer</th><th>Marks</th></tr>
<tr><td>3(a)</td><td>

Email to a friend about the holidays that you spent at his/her house

3.1: Award a mark out of 10 for Communication – see generic guidance above

<table>
<tr><th>Tick</th><th>Accept</th><th>Mark</th></tr>
<tr><td>✓1</td><td>Da tu opinión sobre la casa de tu amigo/amiga.

For 2 communication marks allow anything sensible in an appropriate tense
Expect opinions/emotions/explanations</td><td>2</td></tr>
<tr><td>✓2</td><td>Durante tu visita, ¿cuáles fueron las actividades que más te gustaron?

Insist on past tense for 2 communication marks</td><td>2</td></tr>
<tr><td>✓3</td><td>¿Qué piensas de la vida en España?

For 2 communication marks allow anything sensible in an appropriate tense
Expect opinions/emotions/explanations</td><td>2</td></tr>
<tr><td>✓4</td><td>¿Qué fue lo primero que hiciste al volver a casa?

Insist on past tense for 2 communication marks</td><td>2</td></tr>
<tr><td>✓5</td><td>¿Cuándo vas a visitar a tu amigo/amiga otra vez?

For 2 communication marks allow anything sensible in an appropriate tense</td><td>2</td></tr>
</table>

</td><td></td></tr>
</table>

Need a home tutor? Visit smiletutor.sg

© UCLES 2017

<table>
<tr><th>Question</th><th>Answer</th><th>Marks</th></tr>
<tr><td>3(a)</td><td>

3.2: Award a mark out of 8 for accurate use of Verbs – see generic guidance above

<table>
<tr><th>Communication point</th><th>For Verbs, accept:</th></tr>
<tr><td>1</td><td>Present / Preterite / Imperfect / Perfect (if used correctly in context)</td></tr>
<tr><td>2</td><td>Preterite / Imperfect / Perfect (if used correctly in context)</td></tr>
<tr><td>3</td><td>Present</td></tr>
<tr><td>4</td><td>Preterite / Imperfect / Perfect (if used correctly in context)</td></tr>
<tr><td>5</td><td>Present / Conditional / Future (if used correctly in context)</td></tr>
</table>

3.3: Award a mark out of 12 for Other linguistic features – see generic guidance above

</td><td></td></tr>
</table>

Need a home tutor? Visit smiletutor.sg

© UCLES 2017

<table>
<tr><th>Question</th><th>Answer</th><th>Marks</th></tr>
<tr><td>3(b)</td><td>

Article about experiences while spending a year abroad
3.1: Award a mark out of 10 for Communication – see generic guidance above

<table>
<tr><th>Tick</th><th>Accept</th><th>Mark</th></tr>
<tr><td>✓1</td><td>¿Cómo es el país donde estás pasando el año?

For 2 communication marks allow anything sensible in an appropriate tense</td><td>2</td></tr>
<tr><td>✓2</td><td>Describe las dificultades que tuviste en los primeros meses.

Insist on past tense for 2 communication marks</td><td>2</td></tr>
<tr><td>✓3</td><td>¿Qué hiciste para hacer nuevos amigos?

Insist on past tense for 2 communication marks</td><td>2</td></tr>
<tr><td>✓4</td><td>¿Qué es lo que más te gusta del nuevo país? Explica por qué.

For 2 communication marks allow anything sensible in an appropriate tense
Award the marks for either the description or the explanation
Expect opinions/emotions/explanations</td><td>2</td></tr>
<tr><td>✓5</td><td>¿En qué país te gustaría vivir en el futuro? ¿Por qué?

For 2 communication marks allow anything sensible in an appropriate tense
Award the marks for either the description or the explanation
Expect opinions/emotions/explanations</td><td>2</td></tr>
</table>

</td><td></td></tr>
</table>

Need a home tutor? Visit smiletutor.sg

<table>
<tr><th>Question</th><th>Answer</th><th>Marks</th></tr>
<tr><td>3(b)</td><td>

3.2: Award a mark out of 8 for accurate use of Verbs – see generic guidance above

<table>
<tr><th>Communication point</th><th>For Verbs, accept:</th></tr>
<tr><td>1</td><td>Present</td></tr>
<tr><td>2</td><td>Preterite / Imperfect / Perfect (if used correctly in context)</td></tr>
<tr><td>3</td><td>Preterite / Imperfect / Perfect (if used correctly in context)</td></tr>
<tr><td>4</td><td>Present</td></tr>
<tr><td>5</td><td>Conditional / Future</td></tr>
</table>

3.3: Award a mark out of 12 for Other linguistic features – see generic guidance above

</td><td></td></tr>
</table>

Need a home tutor? Visit smiletutor.sg

© UCLES 2017

<table>
<tr><th>Question</th><th>Answer</th><th>Marks</th></tr>
<tr><td>3(c)</td><td>

"Ayer mis padres recibieron una carta de mi colegio. Mis padres no estaban contentos y querían hablar conmigo sobre el problema…"

3.1: Award a mark out of 10 for Communication – see generic guidance above

<table>
<tr><th>Tick</th><th>Accept</th><th>Mark</th></tr>
<tr><td>✓1</td><td>¿Cuál era el contenido de la carta?

Insist on past tense for 2 communication marks</td><td>2</td></tr>
<tr><td>✓2</td><td>¿Qué hicieron tus padres?

Insist on past tense for 2 communication marks</td><td>2</td></tr>
<tr><td>✓3</td><td>¿Cómo te sentiste?

For 2 communication marks allow anything sensible in an appropriate tense
Expect opinions/emotions/explanations</td><td>2</td></tr>
<tr><td>✓4</td><td>Explica por qué.

For 2 communication marks allow anything sensible in an appropriate tense
Expect opinions/emotions/explanations</td><td>2</td></tr>
<tr><td>✓5</td><td>¿Qué vas a hacer tú para solucionar el problema?

For 2 communication marks allow anything sensible in an appropriate tense</td><td>2</td></tr>
</table>

</td><td></td></tr>
</table>

Need a home tutor? Visit smiletutor.sg

<table>
<tr><th>Question</th><th>Answer</th><th>Marks</th></tr>
<tr><td>3(c)</td><td>

3.2: Award a mark out of 8 for accurate use of Verbs – see generic guidance above

<table>
<tr><th>Communication point</th><th>For Verbs, accept:</th></tr>
<tr><td>1</td><td>Preterite / Imperfect / Perfect (if used correctly in context)</td></tr>
<tr><td>2</td><td>Preterite / Imperfect / Perfect (if used correctly in context)</td></tr>
<tr><td>3</td><td>Preterite / Imperfect / Perfect (if used correctly in context)</td></tr>
<tr><td>4</td><td>Preterite / Imperfect / Perfect / Present (if used correctly in context)</td></tr>
<tr><td>5</td><td>Future / Present (if used correctly in context)</td></tr>
</table>

3.3: Award a mark out of 12 for Other linguistic features – see generic guidance above

</td><td></td></tr>
</table>

Need a home tutor? Visit smiletutor.sg

© UCLES 2017

Appendix I

Note on using mark schemes with Grade descriptors

It is important that you award marks positively. In order to ensure that you reward achievement rather than penalise failure or omissions, you should start at the bottom of the mark scheme and work upwards through the descriptors when awarding marks.

You should adopt a 'best fit' approach. You must select the set of descriptors provided in the mark scheme that most closely describes the quality of the work being marked. As you work upwards through the mark scheme, you will eventually arrive at a set of descriptors that fits the candidate's performance. When you reach this point, you should always then check the descriptors in the band above to confirm whether or not there is just enough evidence to award a mark in the higher band.

For example, when marking Question 3 you may find that a candidate uses a variety of relevant vocabulary but has varied success with more complex structures. In such cases, you will need to award a mark that takes into account both the strengths and weaknesses of the piece of work.

To select the most appropriate mark within each set of descriptors, use the following guidance:

- If most of the descriptors fit the piece (and after you have considered the band above), award the top mark in the band.
- If there is just enough evidence (and you had perhaps been considering the band below), award the lowest mark in the band.

Note on irrelevant material

In the case of a deliberately evasive answer which consists entirely of irrelevant material exploited in defiance of the rubric, a score of 0 is given. This is extremely rare.

A genuine attempt to answer the question which fails due to a misunderstanding of the rubric will normally lose Communication marks but will score for Language. You should consult your Team Leader.

See separate document for more detailed guidance on irrelevant material.

Need a home tutor? Visit smiletutor.sg

© UCLES 2017

A <u>QUESTION 3 ONLY</u>: Where <u>THE VERB IS APPROPRIATE IN THE MEANING IT CONVEYS AND THE TIME FRAME IS APPROPRIATE</u>, 2 communication marks are awarded in the following cases.

(i)	**For 2 communication marks: accept a Present where a Future context is apparent**	
	El año que viene voy a España = 2 for communication (but see also B (i) for further information)	(*voy* receives a tick for verb)
(ii)	**For 2 communication marks: accept the use of a Future when a Conditional would be correct and vice versa**	
(iii)	**For 2 communication marks: accept a 'phonetic version' of the correct time frame**	
	He passado las vacaciones = 2 for communication *E pasado las vacaciones* = 2 for communication *Mi madre necessita mi ayuda* = 2 for communication *Nececito ir a la tienda* = 2 for communication *He apprendido mucho* = 2 for communication *Mi tía tienne un club* = 2 for communication *He organisado una fiesta* = 2 for communication *Boy a ir al centro* = 2 for communication	(*Empezó a juego* = 1 for communication – *juego* is not phonetic) *Yo quierro jugar al fútbol* = 0 for communication (doublé 'r' is not a phonetic rendering of single 'r') *Yo prefiero llavar los platos* = 0 for communication (double 'll' is not a phonetic rendering of single 'l')
(iv)	**For 2 communication marks: accept the use of any past tense when a past is required, even when a different past tense would be grammatically correct or appropriate**	
	Allow Perfect, Imperfect, Pluperfect or Preterite. Ignore inconsistency in the use of the Imperfect and Preterite if it occurs.	

Need a home tutor? Visit smiletutor.sg

© UCLES 2017

(v)	**Errors of accent:**	
	For 2 communication marks, **insist** on the accent on verbs which require it	*Yo comi* = 1 for communication (as an attempted preterite tense) *Esperabamos* = 1 for communication (as an attempted imperfect tense)
	For 2 communication marks, tolerate a grave accent for an acute accent	*Yo comì* = 2 for communication
(vi)	**In complex sentences, reward communication based on the verb in the subordinate clause and reward according to the normal rules (it is the information in the subordinate clause which fulfils the task)**	
	Mi amigo dijo que tenía dolor de cabeza = 2 for communication (in addition both verbs can receive a tick) *Mi amigo dice* (wrong tense) *que tenía dolor de cabeza* = 2 for communication (in addition second verb can receive a tick)	However, *Mi amigo dijo que tiene dolor de cabeza* = 1 for communication (see B (vii)) (in addition first verb can receive a tick) *Mi amigo dijo que él dolor de cabeza* = 0 for communication (no verb in subordinate clause) (first verb can receive a tick)
	Creía que estaba enfermo = 2 for communicataion (in addition both verbs receive a tick)	However: *Creía que llueve* = 1 for communication (see B (vii)) *Creía que tenía enfermo* = 0 for communication (see B (vii)) (In addition, in both cases, first verb can receive a tick)
(vii)	**Use of a verb in the indicative where a subjunctive would be expected: award 2 communication marks**	
	No creo que haya muchas personas allí = 2 for communication (plus both verbs receive a tick) *No creo que hay muchas personas allí* = 2 for communication (plus first verb receives a tick)	

Need a home tutor? Visit smiletutor.sg

B <u>QUESTIONS 2 AND 3</u>: Where <u>THE VERB IS APPROPRIATE IN THE MEANING IT CONVEYS</u> but is flawed in the following ways, the message is partially conveyed, and 1 communication mark will be awarded.

(i)	**The candidate has produced a correct spelling of an <u>inappropriate</u> form/part/tense of an <u>appropriate</u> verb: award 1 communication mark**	
	He vender el libro = 1 for communication *La gente están contenta* = 1 for communication *Yo trabaje durante las vacaciones* = 1 for communication *Yo voy pasaré* = 1 for communication	No ticks are scored for these verbs
	Task: what do you want to eat for lunch? **Candidate writes:** *Quiero comeré la fruta* = 1 for communication	*Quiero* = tick for verb
	Task: what will you do next year? **Candidate writes:** *El año <u>pasado</u> voy a España* = 1 for communication *El año <u>pasado</u> voy a viajar en España* = 1 for communication *El año <u>que viene</u> yo iba a España* = 1 for communication *El año que viene me gusto jugar al tenis* = 1 for communication	*…voy a…* verb is not rewarded as there is no future context (eg *El año que viene*…) <u>and</u> there is discordance/confusion between the verb and the time indicator that the candidate has used *…voy a viajar…* scores 2 ticks for verbs (*voy a*, *viajar*) as the task requires a future and, despite the use of *pasado*, there is no doubt about the tense of the verb and the tense of the verb agrees with the tense that is required *…iba…* verb does not receive a tick *…me gusto…* verb does not receive a tick
	El año que viene yo vaya al centro = 1 for communication (*ir* is an appropriate verb, *vaya* is a form of the verb *ir* (subjunctive))	*El año que viene yo vaye al centro* = 0 for communication (*vaye* is not any part of the verb *ir*)

Need a home tutor? Visit smiletutor.sg

© UCLES 2017

(ii)	**The candidate has produced a <u>phonetic</u> spelling of an <u>inappropriate</u> form/part/tense of an <u>appropriate</u> verb: award 1 communication mark**	
	Task: what did you enjoy doing on holiday? **Candidate writes:** *Me gustta el tenis* = 1 for communication (phonetic version of the incorrect tense (*me gusta*) of an appropriate verb)	*Me gutsa (el tenis) (gutsa* is not any form/part/tense (nor a phonetic version thereof) of the verb *gustar)*
	Task: what happened at school today? **Candidate writes:** *Apprendo mucho* = 1 for communication (phonetic version of an incorrect part/tense (*aprendo*) of an appropriate verb)	*Apriendo mucho* = 0 for communication (*apriendo* is not any form/part/tense (nor a phonetic version thereof) of the verb *aprender*)
(iii)	**Use of *ser* when *estar* would be correct and vice versa: award 1 communication mark**	
	Soy en acuerdo con el proyecto = 1 *Soy esperando tu carta* = 1 *Era con su hijo* = 1 *Mis hermanas son en la casa* = 1 *Estaba una experiencia maravillosa* = 1 *Estoy un buen estudiante* = 1 *Tu carta está interesante* = 1 *Estará una buena idea* = 1	

Need a home tutor? Visit smiletutor.sg

© UCLES 2017

(iv)	**Mis-use of *haber, hacer*, *tener* and *ser/estar* in idiomatic phrases/simple descriptions: award 1 communication mark**	
	Era/Estaba miedo = 1 *Era/Estaba sed* = 1 *Era/Estaba hambre* = 1 *Era/Estaba cinco años* = 1 *Estaba muy frío en mi casa* = 1 *¿Está playas cerca de tu ciudad?* = 1	(no tick for verb) (no tick for verb) (no tick for verb) (no tick for verb) (no tick for verb) (no tick for verb) **However:** *Ella es el pelo negro* = 0 *Tenía cansado* = 0 *Tenía enfermo* = 0
(v)	**The following commonly seen inappropriate usages: award 1 communication mark**	
	Accept for 1 mark *Miré un accidente* for *Vi un accidente* *Yo gusta la música* for *Me gusta la música* *Escuché un ruido* for *Oí un ruido* *En Madrid hay calor* for *En Madrid hace calor*	**Refuse** *Tenía un tiempo muy bueno* for *Lo pasé bien* *He mirado para mi chaqueta* for *He buscado mi chaqueta*
(vi)	**The following commonly seen mis-usages: award 1 communication mark**	
	Me gusto mi casa *Me prefiero los gatos* *Me vivo en el centro* *Me llamo es (Ana)*	*Me llama es (Ana)* = 0 as nothing of worth is communicated *Me llama (Ana)* when the candidate is trying to give his/her own name = 0
(vii)	**In complex sentences, consider the verb in the subordinate clause when awarding the mark for communication and reward according to the normal rules** (see also A (vi))	
	Mi amigo dijo que tiene dolor de cabeza = 1 for communication	The subordinate clause, *tiene dolor de cabeza,* contains an appropriate verb in the wrong time frame which is awarded 1 communication mark (in addition, first verb receives a tick)
	Creía que llueve = 1 for communication	The subordinate clause, *que llueve,* contains an appropriate verb in the wrong time frame which is awarded 1 communication mark according to the usual rules) (in addition, first verb receives a tick)

Need a home tutor? Visit smiletutor.sg

(viii)	**Errors of accent on verbs: award one communication mark** (see also A (v))	
	Yo comi patatas = 1 for communication (an attempted preterite tense) *Íre a Francia* = 1 for communication (an attempted future tense) *Estába en España* = 1 for communication (an attempted imperfect tense)	

C <u>QUESTIONS 2 AND 3</u>: Award 0 communication marks in the following cases.

(i)	**No attempt at a (real) verb = 0 for communication**	
	yo pie al instituto = 0 for communication *yo caminata mi perro* = 0 for communication *llove* = 0 for communication *yo prefier ir al colegio* = 0 for communication	
(ii)	**The verb attempted delivers a message different from the desired one = 0 for communication**	
	mi padre tiene profesor for *mi padre es profesor* = 0 for communication *llora* for *llueve* = 0 for communication	
(iii)	**The attempt at the verb is not a part/form of an appropriate verb or a phonetic rendition thereof = 0 for communication**	
	El año que viene yo viajer en el centro = 0 for communication (*viajer* is not any part of the verb *viajar*) *Yo buscé mis gafas* = 0 for communication (*buscé* is not any part of the verb *buscar*) *Me gutsa (el tenis)* = 0 for communication (*gutsa* is not any part of the verb *gustar*)	

Need a home tutor? Visit smiletutor.sg

© UCLES 2017

Cambridge Assessment International Education
Cambridge International General Certificate of Secondary Education

SPANISH **0530/42**

Paper 4 Writing **October/November 2017**

MARK SCHEME

Maximum Mark: 50

Published

This mark scheme is published as an aid to teachers and candidates, to indicate the requirements of the examination. It shows the basis on which Examiners were instructed to award marks. It does not indicate the details of the discussions that took place at an Examiners' meeting before marking began, which would have considered the acceptability of alternative answers.

Mark schemes should be read in conjunction with the question paper and the Principal Examiner Report for Teachers.

Cambridge International will not enter into discussions about these mark schemes.

Cambridge International is publishing the mark schemes for the October/November 2017 series for most Cambridge IGCSE®, Cambridge International A and AS Level components and some Cambridge O Level components.

® IGCSE is a registered trademark.

This syllabus is approved for use in England, Wales and Northern Ireland as a Cambridge International Level 1/Level 2 Certificate.

© UCLES 2017

Need a home tutor? Visit smiletutor.sg

3 General Marking Principles

3.1 Crossing out:

(a)	If a candidate changes his/her mind over an answer and crosses out an attempt, award a mark if the final attempt is correct.
(b)	If a candidate crosses out an answer to a whole question but makes no second attempt at it, mark the crossed out work.

3.2 For Questions 2 and 3, if the candidate has written an answer in the space provided for that purpose, you should ignore anything written anywhere else, unless:

(a)	there is an indication from the candidate that other material should be considered.
(b)	the candidate has continued their answer outside the space provided.
(c)	there is no answer in the space provided.

3.3 Annotation used in the Mark Scheme:

(a)	tc = 'tout court' and means that on its own the material is not sufficient to score the mark.
(b)	BOD = benefit of the doubt and is used to indicate that the Examiner has considered the answer/that part of the answer and judged it to be more correct than incorrect: the benefit of the doubt is given to the candidate and the mark is awarded.

Need a home tutor? Visit smiletutor.sg

© UCLES 2017

3.4 No response and '0' marks

There is a NR (No Response) option in **RM Assessor**.

Award NR (No Response):

If there is nothing written at all in the answer space or

If there is only a comment which does not in any way relate to the question being asked (e.g. 'can't do' or 'don't know') or

If there is only a mark which isn't an attempt at the question (e.g. a dash, a question mark).

Award 0:

If there is any attempt that earns no credit. This could, for example, include the candidate copying all or some of the question, or any working that does not earn any marks, whether crossed out or not.

3.5 **Optional questions**: You must mark all questions attempted by the candidate. Where a question has not been attempted then NR must be entered. (For Question 3 only, after marking the question(s) the candidate has answered, NR is populated automatically when you click on 'Complete'.) Where the candidate attempts more than one of the alternatives in Question 3, RM Assessor will automatically only aggregate the candidate's best result.

Need a home tutor? Visit smiletutor.sg

© UCLES 2017

Question	Answer	Marks

Question 1

Candidates are required to list 8 items in Spanish. Read all of the items that the candidate has listed and award marks as follows:

(i) Select the most correct items up to a maximum of 5. Award 1 mark for each correct item up to a maximum of 5. Stop ticking once 5 items have been rewarded.

(ii) On Question 1, award marks for items wherever the candidate has written them.

(iii) **If the candidate offers more than one word per line, award a mark for each acceptable item** (e.g. where a candidate has linked two words as in *cepillo de dentífrica* = 1 tick; however *cepillo y dentífrica* (candidate intends this as two items) = 2 ticks).

(iv) The pictures provided on the question paper are only suggestions.

(v) Mark for communication. Tolerate inaccuracies, provided the message is clear. Ignore any definite / indefinite article, possessive adjective, etc. Ignore any verbs.

(vi) If spelling is questionable, start by referring to the detailed mark scheme. Refer to the bullet points below if no decision on the spelling you have encountered is recorded there.

- 'If in doubt, sound it out': if you read what the candidate has written, does it sound like the correct answer?
- Look-alike test: does what the candidate has written look like the correct answer, e.g. one letter missing but no other word created.
- If the first part of the word is correct, small errors in what comes next are less likely to impede communication (unless they suggest another meaning).
- Where letters are transposed, the word is likely to communicate (unless another word has been created).

(vii) Once marking proper starts, if there are five clearly acceptable items, award marks wherever these are in the list. This approach may allow questionable versions to be ignored.

(viii) Refuse all nouns which are repeated and which do not have a separate meaning:

- *pantalones, pantalones cortos*: award one mark to each item
- *pantalones pequeños, pantalones azules*: award one mark for the first *pantalones*

(ix) Reject misspelt words which suggest a word with a quite different meaning. Where nouns are usually plural, accept the singular and vice versa.

Need a home tutor? Visit smiletutor.sg

Question	Answer	Marks
1	**Estás en la cocina. Haz una lista de 8 cosas que hay en la cocina.**	**5**

botella		**REJECT**	
huevos		tele**ph**ono	
mesa		**ph**oto	
nevera		venta**ja**	
pan		libr**e**	
pimienta			
plato			
sal			
silla			
vaso			

Total for Question 1: 5 marks

Need a home tutor? Visit smiletutor.sg

Question	Answer	Marks
2	Candidates are required to answer the question. Read the whole answer and award marks as follows: • **Communication: award a mark out of 10, according to the instructions in 2.1.** • **Language: award a mark out of 5, according to the instructions in 2.2.**	
	¿El campo o la ciudad? **2.1: Award a mark out of 10 for Communication** (i) Place the appropriate 'numbered' tick as close as possible to each relevant communication point in the body of the answer. (ii) Award ticks flexibly across the tasks for each piece of relevant information conveyed, up to a maximum of 10. HOWEVER, each of the tasks must be covered to get the 10 communication marks: • If 1 of the tasks is missing, the maximum communication mark is 9. • If 2 of the tasks are missing, the maximum communication mark is 8 (and so on). (iii) Add up the ticks to give a mark out of 10 for Communication. (iv) For COMMUNICATION • **Look for a verb (finite or infinitive) before awarding a mark.** Lists without a verb will not score. • **See Appendix II for rules on how to decide whether a verb is accurate enough** to convey meaning. • **For language other than verbs, use 'rules' in Question 1**: look alike, sound alike, etc. • **Misplaced adjectives, negatives and adverbs will not usually compromise communication.** (v) LISTS = a maximum of 3 marks for communication: lists of 1–3 items = 1 mark; lists of 4 items = 2 marks; lists of 5–6 items = 3 marks • *Ella es alta y delgada y grande y nerviosa.* (*1 verb, therefore treat as list of 4 items: place one tick over 'grande' (third item in list) and another tick over 'nerviosa' (fourth item in list)*) • *Ella es alta. Es delgada. Tiene el pelo moreno.* (*3 verbs therefore each piece of information can score a separate communication mark*)	

Need a home tutor? Visit smiletutor.sg

<table>
<tr><th>Question</th><th>Answer</th><th>Marks</th></tr>
<tr><td>2</td><td>(vi) Only reward each piece of information once, e.g. es fantástica cannot score both as description and reason for liking; es fantástica y sus clases son fantásticas can both be rewarded as fantástica(s) describes different nouns; ella me ayuda a hacer mis deberes and me ayuda todos los días can both be rewarded as they each contain a different extra detail (a hacer mis deberes and todos los días).

(vii) Do not penalise factual errors.

(viii) What the candidate writes may not follow the order of the tasks on the question paper – this is fine.</td><td></td></tr>
<tr><td></td><td>
<table>
<tr><th>Tick</th><th>Accept</th></tr>
<tr><td>✓1</td><td>Describe la región donde vives.
REWARD: any statement describing the area where the candidate lives</td></tr>
<tr><td>✓2</td><td>¿Prefieres el campo o la ciudad? ¿Por qué?
REWARD: any statement relating to whether the candidate prefers the countryside or the town

REWARD: any reason why, even if it is not clear which the candidate prefers</td></tr>
<tr><td>✓3</td><td>¿Qué es lo malo de vivir en el campo?
REWARD: any statement relating to the downsides of living in the countryside</td></tr>
<tr><td>✓4</td><td>¿En qué país te gustaría vivir en el futuro? ¿Por qué?
REWARD: any statement relating to which country the candidate would like to live in in the future

REWARD: any reason why, even if it is not clear which country the candidate would like to live in</td></tr>
</table>
</td><td></td></tr>
</table>

Need a home tutor? Visit smiletutor.sg

© UCLES 2017

<table>
<tr><th>Question</th><th>Answer</th><th>Marks</th></tr>
<tr><td>2</td><td>

2.2: Award a mark out of 5 for Language

Award a mark out of 5 for Language*, according to the Grade descriptors in the table below (see *Note on using mark schemes with Grade descriptors* (last page of mark scheme)).

Grade descriptors for Language (Question 2)

<table>
<tr><td>5</td><td>Straightforward vocabulary and structure.
The style of writing is basic, but reasonably coherent.
Use of a limited range of verbs, generally successful.
More accuracy than inaccuracy.</td></tr>
<tr><td>4</td><td>Basic vocabulary and structure.
Some awareness of verb usage, but inconsistent.
The writing is sufficiently accurate for meaning to be conveyed.</td></tr>
<tr><td>3</td><td>Very basic vocabulary and structure.
Little awareness of verb usage (e.g. infinitives regularly used instead of finite verbs).
Despite regular errors, the writing often conveys some meaning.</td></tr>
<tr><td>2</td><td>A few phrases or short sentences are accurate enough to be comprehensible. Very simple sentence structure.</td></tr>
<tr><td>1</td><td>Disjointed words or short phrases, one or two of them accurate enough to be comprehensible.</td></tr>
<tr><td>0</td><td>One or two disjointed words or short phrases may be recognisable.</td></tr>
</table>

*Consider the whole answer when awarding mark for language

Total for Communication: 10 marks
Total for Language: 5 marks
Total for Question 2: 15 marks

</td><td></td></tr>
</table>

Need a home tutor? Visit smiletutor.sg

<table>
<tr><th>Question</th><th>Answer</th><th>Marks</th></tr>
<tr><td>3</td><td>
Candidates answer 1 question from a choice of 3. Read the whole answer and award marks as follows:

• Communication: award a mark out of 10, according to the instructions in 3.1.
• Language: award a mark out of 10 for Verbs, according to the instructions in 3.2.
award a mark out of 10 for Other linguistic features, according to the instructions in 3.3.

For question-specific guidance, see later in this mark scheme.

<u>3.1: Award a mark out of 10 for Communication</u>

(i) There are 5 relevant communication points per question, each worth a maximum of 2 marks.

(ii) For each relevant communication point, use the appropriate numbered tick and place up to 2 of these ticks as close as possible to each relevant communication point (in the body of the answer).

<table>
<tr><td>2 ticks</td><td>Message clearly communicated. Minor errors (adjective endings, use of prepositions etc.) are tolerated.</td></tr>
<tr><td>1 tick</td><td>Communication of some meaning is achieved, but the message may be ambiguous or incomplete.</td></tr>
<tr><td>0 ticks</td><td>Nothing of worth communicated.</td></tr>
</table>

(iii) Look for a verb (finite or infinitive) before awarding a mark for communication. See Appendix II for rules on how to decide whether a verb is accurate enough to convey meaning.

(iv) Add up the ticks to give a mark out of 10 for Communication.
</td><td></td></tr>
</table>

Need a home tutor? Visit smiletutor.sg

<table>
<tr><th>Question</th><th>Answer</th><th>Marks</th></tr>
<tr><td>3</td><td>

3.2: Award a mark out of 8 for accurate use of Verbs

When awarding ticks for Verbs, please refer back to the question in order to establish which tense is appropriate for the response. **For question-specific guidance, see later in this mark scheme.**

(i) Place a tick above the **first** occurrence of each correct verb, up to a maximum of 18 ticks (details of how to award ticks are provided below).
(ii) Place the tick so that it does not obscure the accent/tilde.
(iii) Convert the total number of ticks to a mark out of 8 using the Conversion table below.

Conversion table for accurate use of Verbs (Question 3)

<table>
<tr><th>Number of ticks</th><th>Mark</th></tr>
<tr><td>18+</td><td>8</td></tr>
<tr><td>16,17</td><td>7</td></tr>
<tr><td>14,15</td><td>6</td></tr>
<tr><td>12,13</td><td>5</td></tr>
<tr><td>10,11</td><td>4</td></tr>
<tr><td>8,9</td><td>3</td></tr>
<tr><td>6,7</td><td>2</td></tr>
<tr><td>4,5</td><td>1</td></tr>
<tr><td>0,1,2,3</td><td>0</td></tr>
</table>

</td><td></td></tr>
</table>

Need a home tutor? Visit smiletutor.sg

© UCLES 2017

<table>
<tr><th>Question</th><th>Answer</th><th>Marks</th></tr>
<tr><td>3</td><td>

How to award ticks for accurate use of Verbs (Question 3):

(a) Subject (noun or pronoun) + any finite verb

- **both subject and verb must be correct for the verb to score a tick**
- **verb must be in the appropriate tense to score a tick**
- **accents on verbs must be correct in order for a tick to be awarded**
- **do not tick verbs contained in the 'letter etiquette': appropriate beginnings and endings to letters are considered for reward under Other linguistic features.**

<table>
<tr><th>Tick</th><th>No tick</th><th>Note</th></tr>
<tr><td>Yo soy (✓)</td><td></td><td></td></tr>
<tr><td>He hecho (✓)</td><td></td><td></td></tr>
<tr><td>Los profesores son (✓) amables</td><td>Los professores son amables (no tick)</td><td>incorrect subject means tick cannot be awarded for verb</td></tr>
</table>

Use of gerund

<table>
<tr><th>Tick</th><th>No tick</th><th>Note</th></tr>
<tr><td>Estoy escribiendo (✓)</td><td></td><td>Continuous forms of estar and gerund are awarded 1 tick</td></tr>
<tr><td>Llevo (✓) dos años estudiando (✓)</td><td></td><td>Use of gerund other than in continuous form of verb using estar = 2 ticks</td></tr>
</table>

With direct and indirect object pronouns

<table>
<tr><th>Tick</th><th>No tick</th><th>Note</th></tr>
<tr><td>Juan lo vio (✓)</td><td></td><td></td></tr>
</table>

</td><td></td></tr>
</table>

Need a home tutor? Visit smiletutor.sg

© UCLES 2017

Question	Answer	Marks
3		

Reflexive/passive

Tick	No tick	Note
Él se levanta (✓)	Él levantase (*no tick*)	
Ella se ha cortado (✓)		
La puerta estaba (✓) abierta		
Yo me lavo (✓) las manos	Yo me lavo (*no tick*) el coche	*lavar* should not be used reflexively in this statement

Impersonal verbs such as *gustar*, *quedar*, *faltar* etc.

Tick	No tick	Note
Me gusta (✓) leer (✓)		
Me gusto *(no tick)* leer (✓)		
Me quedan (✓) diez euros		

Impersonal *se*

Tick	No tick	Note
Se puede (✓)		
Se habla español (✓)		

Impersonal

Hay (✓) patatas		
Es (✓) interesante		

Need a home tutor? Visit smiletutor.sg

© UCLES 2017

<table>
<tr><th>Question</th><th>Answer</th><th>Marks</th></tr>
<tr><td>3</td><td>

With negative

Tick	No tick	Note
No comen (✓)		

Sequence of tenses

Tick	No tick	Note
Fui (✓) al cine y me gustó (✓) la película	Fui (✓) al cine y me gustaría *(no tick)* la película	If sequence is incorrect, **both** verbs cannot be rewarded

Single auxiliary with multiple past participles

Tick	No tick	Note
Hemos cantado (✓) y bailado (✓)		Hemos cantado = tick 1; Hemos bailado = tick 2

Verb which requires preposition

Tick	No tick	Note
Ayudo (✓) a lavar (✓) el coche		
Ayudo (✓) lavar el coche		preposition is required for *lavar* to be awarded a tick
Ayudo (✓) con lavar el coche		incorrect use of *con* means that *lavar* cannot receive a tick

</td><td></td></tr>
</table>

Need a home tutor? Visit smiletutor.sg

<table>
<tr><th>Question</th><th>Answer</th><th>Marks</th></tr>
<tr><td>3</td><td>
Verb which requires personal a
<table>
<tr><th>Tick</th><th>No tick</th><th>Note</th></tr>
<tr><td>Veo (✓) a mi amigo</td><td>Veo (no tick) mi amigo</td><td>personal a is required for veo to be awarded a tick</td></tr>
</table>
Correct verb within meaningless statement
<table>
<tr><th>Tick</th><th>No tick</th><th>Note</th></tr>
<tr><td>El camino es (✓) largo</td><td>El camino es (no tick) inteligente</td><td>Do not reward correct verb in a meaningless statement</td></tr>
</table>
</td><td></td></tr>
</table>

Need a home tutor? Visit smiletutor.sg

© UCLES 2017

Need a home tutor? Visit smiletutor.sg

Question	Answer	Marks
3	**(b) Imperative**	

Tick	No tick	Note
¡Ven! (✓)		
¡Oiga! (✓)		

(c) Interrogative

Tick	No tick	Note
¿Vienes? (✓) / Vienes. (✓)		question mark not required for mark to be awarded
(¿)Vas (✓) a venir(?) (✓)		
(¿)Cómo estás(?) (✓)		

(d) Infinitive

Tick	No tick	Note
Quiero (✓) salir (✓)		
No quiera (*no tick*) salir (✓)		
Quiero (✓) salire (*no tick*)		
Voy a (✓) estudiar (✓)		
Empecé a (✓) llorar (✓)		
Empecé *(no tick)* llorar (✓)		

(e) Participle (past or present)

Tick	No tick	Note
Terminado el programa (✓)		
Siendo estudiante (✓)		

© UCLES 2017

Question	Answer	Marks
3	**(f) Reward only the first occurrence of a verb, e.g.** • Me gusta (✓) la natación. También me gusta (*no tick*) el tenis • Me gusta (✓) la natación. No me gusta (*no tick*) el tenis **However,** • Yo prefiero (✓) la natación y mi hermano prefiere (✓) el tenis – 2 different persons of the verb • Mi hermano prefiere (✓) la natación y mi hermana prefiere (*no tick*) el tenis – both third person usage • Esta tarde mi amigo puede (✓) jugar (✓) al fútbol. En mi ciudad se puede *(no tick)* nadar (✓) – puede is in the third person singular in both sentences, so scores the first time but not the second time	
	3.3: Award a mark out of 12 for Other linguistic features (i) Award a mark out of 12 for Other linguistic features, according to the Grade descriptors in the table below (please see Note on using mark schemes with Grade descriptors (Appendix I)). (ii) Use the highlighter marking tool to highlight the first new use of any correct usage. Use the highlighter marking tool to underline a creditable attempt at a structure. This annotation is intended to help you arrive at an appropriate mark. Therefore, the kinds of things you highlight/underline will vary according to the quality of work, e.g. for a mark of 7/8 to be awarded the assumption is that 'spelling of common words, genders, adjectival agreements and basic prepositions are almost always correct' so annotation will focus on the degree of success with more complex language. (iii) Consider the extent to which the following are used correctly and appropriately when assessing the candidate's control of structures: • Subordinate clauses, including porque and que (relative pronouns). Indirect or reported speech (dijo que, creo que). Time clauses with cuando, mientras que, etc. and si (= if) • Object pronouns (me ha dicho; me lo dio) and 'strong' pronouns • Conjunctions other than *y* and linking words (e.g. sin embargo, por lo tanto, por eso) • Prepositions – Time, Place, etc. • Negatives • Adverbs • Use of por and para • Adjectives, including possessives and demonstratives. Also comparatives and superlatives • Expressions of quantity • Appropriate use of *politesses* in the letter.	

Need a home tutor? Visit smiletutor.sg

© UCLES 2017

Question	Answer	Marks
3	**Grade descriptors for Other linguistic features (Question 3)**	

11–12	• Uses a wide range of structures effectively; produces longer, fluent sentences with ease. • Highly accurate at this level, though not necessarily faultless. • Makes effective use of a wide range of vocabulary fully appropriate to the task.
9–10	• Attempts a range of structures with a good degree of success. • More complex language usually error-free^^. • Uses a variety of relevant vocabulary at this level.
7–8	• In control of simple structures. Varied success with more complex structures. • Accuracy is fairly consistent throughout*. Errors may occur when more ambitious language is attempted. • Has sufficient vocabulary to add some interest to the writing.
5–6	• Attempts more than basic structures. • On balance, the work is more accurate than inaccurate. • Straightforward vocabulary relevant to the task.
3–4	• Reliant on basic structures. • Some examples of correct language. Meaning usually conveyed. • Basic vocabulary.
1–2	• A few phrases or short sentences are accurate enough to be comprehensible. Very simple sentence structure.
0	• One or two disjointed words or short phrases may be recognisable.

^^subordinate clauses, linking words, object pronouns, comparative adjectives/adverbs, strong negatives usually error free.
*spelling of common words, genders, adjectival agreements and basic prepositions are almost always correct.

Total for Communication: 10 marks
Total for Verbs: 8 marks
Total for Other linguistic features: 12 marks
Total for Question 3: 30 marks

Need a home tutor? Visit smiletutor.sg

<table>
<tr><th>Question</th><th>Answer</th><th>Marks</th></tr>
<tr><td>3(a)</td><td>

Email to a friend about the school club that you are a member of

3.1: Award a mark out of 10 for Communication – see generic guidance above

<table>
<tr><th>Tick</th><th>Accept</th><th>Mark</th></tr>
<tr><td>✓1</td><td>¿Cuándo te hiciste miembro del club?

Insist on past tense for 2 communication marks</td><td>2</td></tr>
<tr><td>✓2</td><td>La semana pasada, ¿en qué actividades del club participaste?

Insist on past tense for 2 communication marks</td><td>2</td></tr>
<tr><td>✓3</td><td>¿Cómo es el/la profesor(a) que organiza el club?

For 2 communication marks allow anything sensible in an appropriate tense</td><td>2</td></tr>
<tr><td>✓4</td><td>¿Recomendarías este club a tu amigo/amiga? ¿Por qué?

Insist on past tense for 2 communication marks
Award the marks for explanation
Expect opinions/emotions/explanations</td><td>2</td></tr>
<tr><td>✓5</td><td>¿Por qué es importante el tiempo libre para los jóvenes?

For 2 communication marks allow anything sensible in an appropriate tense
Expect opinions/emotions/explanations</td><td>2</td></tr>
</table>

</td><td></td></tr>
</table>

Need a home tutor? Visit smiletutor.sg

<table>
<tr><th>Question</th><th>Answer</th><th>Marks</th></tr>
<tr><td>3(a)</td><td>

3.2: Award a mark out of 8 for accurate use of Verbs – see generic guidance above

<table>
<tr><th>Communication point</th><th>For Verbs, accept:</th></tr>
<tr><td>1</td><td>Preterite</td></tr>
<tr><td>2</td><td>Preterite / Imperfect / Perfect (if used correctly in context)</td></tr>
<tr><td>3</td><td>Present</td></tr>
<tr><td>4</td><td>Present / Preterite / Imperfect / Perfect (if used correctly in context)</td></tr>
<tr><td>5</td><td>Present</td></tr>
</table>

3.3: Award a mark out of 12 for Other linguistic features – see generic guidance above

</td><td></td></tr>
</table>

Need a home tutor? Visit smiletutor.sg

© UCLES 2017

<table>
<tr><th>Question</th><th>Answer</th><th>Marks</th></tr>
<tr><td>3(b)</td><td>

Article about videogames

3.1: Award a mark out of 10 for Communication – see generic guidance above

<table>
<tr><th>Tick</th><th>Accept</th><th>Mark</th></tr>
<tr><td>✓1</td><td>¿Cuántos años tenías cuando empezaste a jugar a los videojuegos?

Insist on past tense for 2 communication marks</td><td>2</td></tr>
<tr><td>✓2</td><td>¿Cuándo y con quién jugaste a un videojuego la última vez?

Insist on past tense for 2 communication marks</td><td>2</td></tr>
<tr><td>✓3</td><td>¿Cuánto dinero gastas en videojuegos?

For 2 communication marks allow anything sensible in an appropriate tense</td><td>2</td></tr>
<tr><td>✓4</td><td>En tu opinión, ¿cuáles son las ventajas de este pasatiempo?

For 2 communication marks allow anything sensible in an appropriate tense
Expect opinions/emotions/explanations</td><td>2</td></tr>
<tr><td>✓5</td><td>¿Qué piensan tus padres de los videojuegos?

For 2 communication marks allow anything sensible in an appropriate tense
Expect opinions/emotions/explanations</td><td>2</td></tr>
</table>

</td><td></td></tr>
</table>

Need a home tutor? Visit smiletutor.sg

<table>
<tr><th>Question</th><th>Answer</th><th>Marks</th></tr>
<tr><td>3(b)</td><td>

3.2: Award a mark out of 8 for accurate use of Verbs – see generic guidance above

<table>
<tr><th>Communication point</th><th>For Verbs, accept:</th></tr>
<tr><td>1</td><td>Preterite/Imperfect</td></tr>
<tr><td>2</td><td>Preterite</td></tr>
<tr><td>3</td><td>Present</td></tr>
<tr><td>4</td><td>Present</td></tr>
<tr><td>5</td><td>Present</td></tr>
</table>

3.3: Award a mark out of 12 for Other linguistic features – see generic guidance above

</td><td></td></tr>
</table>

Need a home tutor? Visit smiletutor.sg

© UCLES 2017

<table>
<tr><th>Question</th><th>Answer</th><th>Marks</th></tr>
<tr><td>3(c)</td><td>

"Estaba viajando en el tren cuando me dormí y me pasé la parada…"

3.1: Award a mark out of 10 for Communication – see generic guidance above

<table>
<tr><th>Tick</th><th>Accept</th><th>Mark</th></tr>
<tr><td>✓1</td><td>¿Adónde ibas?

Insist on past tense for 2 communication marks</td><td>2</td></tr>
<tr><td>✓2</td><td>Explica por qué.

For 2 communication marks allow anything sensible in an appropriate tense
Expect opinions/emotions/explanations</td><td>2</td></tr>
<tr><td>✓3</td><td>¿Qué hiciste cuando te diste cuenta de tu error?

Insist on past tense for 2 communication marks</td><td>2</td></tr>
<tr><td>✓4</td><td>¿Cómo llegaste a tu destino?

Insist on past tense for 2 communication marks</td><td>2</td></tr>
<tr><td>✓5</td><td>¿Cómo te sentiste después de esta experiencia?

For 2 communication marks allow anything sensible in an appropriate tense
Expect opinions/emotions/explanations</td><td>2</td></tr>
</table>

</td><td></td></tr>
</table>

Need a home tutor? Visit smiletutor.sg

<table>
<tr><th>Question</th><th>Answer</th><th>Marks</th></tr>
<tr><td>3(c)</td><td>

3.2: Award a mark out of 8 for accurate use of Verbs – see generic guidance above

<table>
<tr><th>Communication point</th><th>For Verbs, accept:</th></tr>
<tr><td>1</td><td>Preterite / Imperfect / Perfect (if used correctly in context)</td></tr>
<tr><td>2</td><td>Preterite / Imperfect / Perfect (if used correctly in context)</td></tr>
<tr><td>3</td><td>Preterite / Imperfect / Perfect (if used correctly in context)</td></tr>
<tr><td>4</td><td>Preterite / Imperfect / Perfect / Present (if used correctly in context)</td></tr>
<tr><td>5</td><td>Future / Present (if used correctly in context)</td></tr>
</table>

3.3: Award a mark out of 12 for Other linguistic features – see generic guidance above

</td><td></td></tr>
</table>

Need a home tutor? Visit smiletutor.sg

© UCLES 2017

Appendix I

Note on using mark schemes with Grade descriptors

It is important that you award marks positively. In order to ensure that you reward achievement rather than penalise failure or omissions, you should start at the bottom of the mark scheme and work upwards through the descriptors when awarding marks.

You should adopt a 'best fit' approach. You must select the set of descriptors provided in the mark scheme that most closely describes the quality of the work being marked. As you work upwards through the mark scheme, you will eventually arrive at a set of descriptors that fits the candidate's performance. When you reach this point, you should always then check the descriptors in the band above to confirm whether or not there is just enough evidence to award a mark in the higher band.

For example, when marking Question 3 you may find that a candidate uses a variety of relevant vocabulary but has varied success with more complex structures. In such cases, you will need to award a mark that takes into account both the strengths and weaknesses of the piece of work.

To select the most appropriate mark within each set of descriptors, use the following guidance:

- If most of the descriptors fit the piece (and after you have considered the band above), award the top mark in the band.
- If there is just enough evidence (and you had perhaps been considering the band below), award the lowest mark in the band.

Note on irrelevant material

In the case of a deliberately evasive answer which consists entirely of irrelevant material exploited in defiance of the rubric, a score of 0 is given. This is extremely rare.

A genuine attempt to answer the question which fails due to a misunderstanding of the rubric will normally lose Communication marks but will score for Language. You should consult your Team Leader.

See separate document for more detailed guidance on irrelevant material.

Need a home tutor? Visit smiletutor.sg

© UCLES 2017

A <u>QUESTION 3 ONLY</u>: Where <u>THE VERB IS APPROPRIATE IN THE MEANING IT CONVEYS AND THE TIME FRAME IS APPROPRIATE</u>, 2 communication marks are awarded in the following cases.

(i)	**For 2 communication marks: accept a Present where a Future context is apparent**	
	El año que viene voy a España = 2 for communication (but see also B (i) for further information)	(*voy* receives a tick for verb)
(ii)	**For 2 communication marks: accept the use of a Future when a Conditional would be correct and vice versa**	
(iii)	**For 2 communication marks: accept a 'phonetic version' of the correct time frame**	
	He passado las vacaciones = 2 for communication *E pasado las vacaciones* = 2 for communication *Mi madre necessita mi ayuda* = 2 for communication *Nececito ir a la tienda* = 2 for communication *He apprendido mucho* = 2 for communication *Mi tía tienne un club* = 2 for communication *He organisado una fiesta* = 2 for communication *Boy a ir al centro* = 2 for communication	(*Empezó a juego* = 1 for communication – *juego* is not phonetic) *Yo quierro jugar al fútbol* = 0 for communication (doublé 'r' is not a phonetic rendering of single 'r') *Yo prefiero llavar los platos* = 0 for communication (double 'll' is not a phonetic rendering of single 'l')
(iv)	**For 2 communication marks: accept the use of any past tense when a past is required, even when a different past tense would be grammatically correct or appropriate**	
	Allow Perfect, Imperfect, Pluperfect or Preterite. Ignore inconsistency in the use of the Imperfect and Preterite if it occurs.	

Need a home tutor? Visit smiletutor.sg

© UCLES 2017

(v)	**Errors of accent:**	
	For 2 communication marks, **insist** on the accent on verbs which require it	*Yo comi* = 1 for communication (as an attempted preterite tense) *Esperabamos* = 1 for communication (as an attempted imperfect tense)
	For 2 communication marks, tolerate a grave accent for an acute accent	*Yo comì* = 2 for communication
(vi)	**In complex sentences, reward communication based on the verb in the subordinate clause and reward according to the normal rules (it is the information in the subordinate clause which fulfils the task)**	
	Mi amigo dijo que tenía dolor de cabeza = 2 for communication (in addition both verbs can receive a tick) *Mi amigo dice* (wrong tense) *que tenía dolor de cabeza* = 2 for communication (in addition second verb can receive a tick)	However, *Mi amigo dijo que tiene dolor de cabeza* = 1 for communication (see B (vii)) (in addition first verb can receive a tick) *Mi amigo dijo que él dolor de cabeza* = 0 for communication (no verb in subordinate clause) (first verb can receive a tick)
	Creía que estaba enfermo = 2 for communicataion (in addition both verbs receive a tick)	However: *Creía que llueve* = 1 for communication (see B (vii)) *Creía que tenía enfermo* = 0 for communication (see B (vii)) (In addition, in both cases, first verb can receive a tick)
(vii)	**Use of a verb in the indicative where a subjunctive would be expected: award 2 communication marks**	
	No creo que haya muchas personas allí = 2 for communication (plus both verbs receive a tick) *No creo que hay muchas personas allí* = 2 for communication (plus first verb receives a tick)	

Need a home tutor? Visit smiletutor.sg

B <u>QUESTIONS 2 AND 3</u>: Where <u>THE VERB IS APPROPRIATE IN THE MEANING IT CONVEYS</u> but is flawed in the following ways, the message is partially conveyed, and 1 communication mark will be awarded.

(i)	**The candidate has produced a correct spelling of an <u>inappropriate</u> form/part/tense of an <u>appropriate</u> verb: award 1 communication mark**	
	He vender el libro = 1 for communication *La gente están contenta* = 1 for communication *Yo trabaje durante las vacaciones* = 1 for communication *Yo voy pasaré* = 1 for communication	No ticks are scored for these verbs
	Task: what do you want to eat for lunch? **Candidate writes:** *Quiero comeré la fruta* = 1 for communication	*Quiero* = tick for verb
	Task: what will you do next year? **Candidate writes:** *El año <u>pasado</u> voy a España* = 1 for communication *El año <u>pasado</u> voy a viajar en España* = 1 for communication *El año <u>que viene</u> yo iba a España* = 1 for communication *El año que viene me gusto jugar al tenis* = 1 for communication	*…voy a…* verb is not rewarded as there is no future context (eg *El año que viene*…) <u>and</u> there is discordance/confusion between the verb and the time indicator that the candidate has used *…voy a viajar…* scores 2 ticks for verbs (*voy a*, *viajar*) as the task requires a future and, despite the use of *pasado*, there is no doubt about the tense of the verb and the tense of the verb agrees with the tense that is required *…iba…* verb does not receive a tick *…me gusto…* verb does not receive a tick
	El año que viene yo vaya al centro = 1 for communication (*ir* is an appropriate verb, *vaya* is a form of the verb *ir* (subjunctive))	*El año que viene yo vaye al centro* = 0 for communication (*vaye* is not any part of the verb *ir*)

Need a home tutor? Visit smiletutor.sg

© UCLES 2017

(ii)	**The candidate has produced a <u>phonetic</u> spelling of an <u>inappropriate</u> form/part/tense of an <u>appropriate</u> verb: award 1 communication mark**	
	Task: what did you enjoy doing on holiday? **Candidate writes:** *Me gustta el tenis* = 1 for communication (phonetic version of the incorrect tense (*me gusta*) of an appropriate verb)	*Me gutsa (el tenis) (gutsa* is not any form/part/tense (nor a phonetic version thereof) of the verb *gustar)*
	Task: what happened at school today? **Candidate writes:** *Apprendo mucho* = 1 for communication (phonetic version of an incorrect part/tense (*aprendo*) of an appropriate verb)	*Apriendo mucho* = 0 for communication (*apriendo* is not any form/part/tense (nor a phonetic version thereof) of the verb *aprender*)
(iii)	**Use of *ser* when *estar* would be correct and vice versa: award 1 communication mark**	
	Soy en acuerdo con el proyecto = 1 *Soy esperando tu carta* = 1 *Era con su hijo* = 1 *Mis hermanas son en la casa* = 1 *Estaba una experiencia maravillosa* = 1 *Estoy un buen estudiante* = 1 *Tu carta está interesante* = 1 *Estará una buena idea* = 1	

Need a home tutor? Visit smiletutor.sg

© UCLES 2017

(iv)	**Mis-use of *haber, hacer*, *tener* and *ser/estar* in idiomatic phrases/simple descriptions: award 1 communication mark**	
	Era/Estaba miedo = 1 *Era/Estaba sed* = 1 *Era/Estaba hambre* = 1 *Era/Estaba cinco años* = 1 *Estaba muy frío en mi casa* = 1 *¿Está playas cerca de tu ciudad?* = 1	(no tick for verb) (no tick for verb) (no tick for verb) (no tick for verb) (no tick for verb) (no tick for verb) **However:** *Ella es el pelo negro* = 0 *Tenía cansado* = 0 *Tenía enfermo* = 0
(v)	**The following commonly seen inappropriate usages: award 1 communication mark**	
	Accept for 1 mark *Miré un accidente* for *Vi un accidente* *Yo gusta la música* for *Me gusta la música* *Escuché un ruido* for *Oí un ruido* *En Madrid hay calor* for *En Madrid hace calor*	**Refuse** *Tenía un tiempo muy bueno* for *Lo pasé bien* *He mirado para mi chaqueta* for *He buscado mi chaqueta*
(vi)	**The following commonly seen mis-usages: award 1 communication mark**	
	Me gusto mi casa *Me prefiero los gatos* *Me vivo en el centro* *Me llamo es (Ana)*	*Me llama es (Ana)* = 0 as nothing of worth is communicated *Me llama (Ana)* when the candidate is trying to give his/her own name = 0
(vii)	**In complex sentences, consider the verb in the subordinate clause when awarding the mark for communication and reward according to the normal rules** (see also A (vi))	
	Mi amigo dijo que tiene dolor de cabeza = 1 for communication	The subordinate clause, *tiene dolor de cabeza,* contains an appropriate verb in the wrong time frame which is awarded 1 communication mark (in addition, first verb receives a tick)
	Creía que llueve = 1 for communication	The subordinate clause, *que llueve,* contains an appropriate verb in the wrong time frame which is awarded 1 communication mark according to the usual rules) (in addition, first verb receives a tick)

Need a home tutor? Visit smiletutor.sg

(viii)	**Errors of accent on verbs: award one communication mark** (see also A (v))	
	Yo comi patatas = 1 for communication (an attempted preterite tense) *Íre a Francia* = 1 for communication (an attempted future tense) *Estába en España* = 1 for communication (an attempted imperfect tense)	

C <u>QUESTIONS 2 AND 3</u>: Award 0 communication marks in the following cases.

(i)	**No attempt at a (real) verb = 0 for communication**	
	yo pie al instituto = 0 for communication *yo caminata mi perro* = 0 for communication *llove* = 0 for communication *yo prefier ir al colegio* = 0 for communication	
(ii)	**The verb attempted delivers a message different from the desired one = 0 for communication**	
	mi padre tiene profesor for *mi padre es profesor* = 0 for communication *llora* for *llueve* = 0 for communication	
(iii)	**The attempt at the verb is not a part/form of an appropriate verb or a phonetic rendition thereof = 0 for communication**	
	El año que viene yo viajer en el centro = 0 for communication (*viajer* is not any part of the verb *viajar*) *Yo buscé mis gafas* = 0 for communication (*buscé* is not any part of the verb *buscar*) *Me gutsa (el tenis)* = 0 for communication (*gutsa* is not any part of the verb *gustar*)	

Need a home tutor? Visit smiletutor.sg

© UCLES 2017

Cambridge Assessment International Education
Cambridge International General Certificate of Secondary Education

SPANISH **0530/43**

Paper 4 Writing **October/November 2017**

MARK SCHEME

Maximum Mark: 50

Published

This mark scheme is published as an aid to teachers and candidates, to indicate the requirements of the examination. It shows the basis on which Examiners were instructed to award marks. It does not indicate the details of the discussions that took place at an Examiners' meeting before marking began, which would have considered the acceptability of alternative answers.

Mark schemes should be read in conjunction with the question paper and the Principal Examiner Report for Teachers.

Cambridge International will not enter into discussions about these mark schemes.

Cambridge International is publishing the mark schemes for the October/November 2017 series for most Cambridge IGCSE®, Cambridge International A and AS Level components and some Cambridge O Level components.

® IGCSE is a registered trademark.

This syllabus is approved for use in England, Wales and Northern Ireland as a Cambridge International Level 1/Level 2 Certificate.

© UCLES 2017

Need a home tutor? Visit smiletutor.sg

3 General Marking Principles

3.1 Crossing out:

(a)	If a candidate changes his/her mind over an answer and crosses out an attempt, award a mark if the final attempt is correct.
(b)	If a candidate crosses out an answer to a whole question but makes no second attempt at it, mark the crossed out work.

3.2 For Questions 2 and 3, if the candidate has written an answer in the space provided for that purpose, you should ignore anything written anywhere else, unless:

(a)	there is an indication from the candidate that other material should be considered.
(b)	the candidate has continued their answer outside the space provided.
(c)	there is no answer in the space provided.

3.3 Annotation used in the Mark Scheme:

(a)	tc = 'tout court' and means that on its own the material is not sufficient to score the mark.
(b)	BOD = benefit of the doubt and is used to indicate that the Examiner has considered the answer/that part of the answer and judged it to be more correct than incorrect: the benefit of the doubt is given to the candidate and the mark is awarded.

Need a home tutor? Visit smiletutor.sg

© UCLES 2017

3.4 No response and '0' marks

There is a NR (No Response) option in **RM Assessor**.

Award NR (No Response):

If there is nothing written at all in the answer space or

If there is only a comment which does not in any way relate to the question being asked (e.g. 'can't do' or 'don't know') or

If there is only a mark which isn't an attempt at the question (e.g. a dash, a question mark).

Award 0:

If there is any attempt that earns no credit. This could, for example, include the candidate copying all or some of the question, or any working that does not earn any marks, whether crossed out or not.

3.5 **Optional questions**: You must mark all questions attempted by the candidate. Where a question has not been attempted then NR must be entered. (For Question 3 only, after marking the question(s) the candidate has answered, NR is populated automatically when you click on 'Complete'.) Where the candidate attempts more than one of the alternatives in Question 3, RM Assessor will automatically only aggregate the candidate's best result.

Need a home tutor? Visit smiletutor.sg

© UCLES 2017

Question	Answer	Marks

Question 1

Candidates are required to list 8 items in Spanish. Read all of the items that the candidate has listed and award marks as follows:

(i) Select the most correct items up to a maximum of 5. Award 1 mark for each correct item up to a maximum of 5. Stop ticking once 5 items have been rewarded.

(ii) On Question 1, award marks for items wherever the candidate has written them.

(iii) **If the candidate offers more than one word per line, award a mark for each acceptable item** (e.g. where a candidate has linked two words as in *cepillo de dentífrica* = 1 tick; however *cepillo y dentífrica* (candidate intends this as two items) = 2 ticks).

(iv) The pictures provided on the question paper are only suggestions.

(v) Mark for communication. Tolerate inaccuracies, provided the message is clear. Ignore any definite / indefinite article, possessive adjective, etc. Ignore any verbs.

(vi) If spelling is questionable, start by referring to the detailed mark scheme. Refer to the bullet points below if no decision on the spelling you have encountered is recorded there.

- 'If in doubt, sound it out': if you read what the candidate has written, does it sound like the correct answer?
- Look-alike test: does what the candidate has written look like the correct answer, e.g. one letter missing but no other word created.
- If the first part of the word is correct, small errors in what comes next are less likely to impede communication (unless they suggest another meaning).
- Where letters are transposed, the word is likely to communicate (unless another word has been created).

(vii) Once marking proper starts, if there are five clearly acceptable items, award marks wherever these are in the list. This approach may allow questionable versions to be ignored.

(viii) Refuse all nouns which are repeated and which do not have a separate meaning:

- *pantalones, pantalones cortos*: award one mark to each item
- *pantalones pequeños, pantalones azules*: award one mark for the first *pantalones*

(ix) Reject misspelt words which suggest a word with a quite different meaning. Where nouns are usually plural, accept the singular and vice versa.

Need a home tutor? Visit smiletutor.sg

Question	Answer	Marks
1	**Estás en la cocina. Haz una lista de 8 cosas que hay en la cocina.**	**5**

botella		**REJECT**	
huevos		tele**ph**ono	
mesa		**ph**oto	
nevera		venta**ja**	
pan		libr**e**	
pimienta			
plato			
sal			
silla			
vaso			

Total for Question 1: 5 marks

Need a home tutor? Visit smiletutor.sg

Question	Answer	Marks
2	Candidates are required to answer the question. Read the whole answer and award marks as follows: • **Communication: award a mark out of 10, according to the instructions in 2.1.** • **Language: award a mark out of 5, according to the instructions in 2.2.**	
	¿El campo o la ciudad? **2.1: Award a mark out of 10 for Communication** (i) Place the appropriate 'numbered' tick as close as possible to each relevant communication point in the body of the answer. (ii) Award ticks flexibly across the tasks for each piece of relevant information conveyed, up to a maximum of 10. HOWEVER, each of the tasks must be covered to get the 10 communication marks: • If 1 of the tasks is missing, the maximum communication mark is 9. • If 2 of the tasks are missing, the maximum communication mark is 8 (and so on). (iii) Add up the ticks to give a mark out of 10 for Communication. (iv) For COMMUNICATION • **Look for a verb (finite or infinitive) before awarding a mark.** Lists without a verb will not score. • **See Appendix II for rules on how to decide whether a verb is accurate enough** to convey meaning. • **For language other than verbs, use 'rules' in Question 1**: look alike, sound alike, etc. • **Misplaced adjectives, negatives and adverbs will not usually compromise communication.** (v) LISTS = a maximum of 3 marks for communication: lists of 1–3 items = 1 mark; lists of 4 items = 2 marks; lists of 5–6 items = 3 marks • *Ella es alta y delgada y grande y nerviosa.* (*1 verb, therefore treat as list of 4 items: place one tick over 'grande' (third item in list) and another tick over 'nerviosa' (fourth item in list)*) • *Ella es alta. Es delgada. Tiene el pelo moreno.* (*3 verbs therefore each piece of information can score a separate communication mark*)	

Need a home tutor? Visit smiletutor.sg

<table>
<tr><th>Question</th><th>Answer</th><th>Marks</th></tr>
<tr><td>2</td><td>(vi) Only reward each piece of information once, e.g. es fantástica cannot score both as description and reason for liking; es fantástica y sus clases son fantásticas can both be rewarded as fantástica(s) describes different nouns; ella me ayuda a hacer mis deberes and me ayuda todos los días can both be rewarded as they each contain a different extra detail (a hacer mis deberes and todos los días).

(vii) Do not penalise factual errors.

(viii) What the candidate writes may not follow the order of the tasks on the question paper – this is fine.</td><td></td></tr>
<tr><td></td><td>
<table>
<tr><th>Tick</th><th>Accept</th></tr>
<tr><td>✓1</td><td>Describe la región donde vives.
REWARD: any statement describing the area where the candidate lives</td></tr>
<tr><td>✓2</td><td>¿Prefieres el campo o la ciudad? ¿Por qué?
REWARD: any statement relating to whether the candidate prefers the countryside or the town

REWARD: any reason why, even if it is not clear which the candidate prefers</td></tr>
<tr><td>✓3</td><td>¿Qué es lo malo de vivir en el campo?
REWARD: any statement relating to the downsides of living in the countryside</td></tr>
<tr><td>✓4</td><td>¿En qué país te gustaría vivir en el futuro? ¿Por qué?
REWARD: any statement relating to which country the candidate would like to live in in the future

REWARD: any reason why, even if it is not clear which country the candidate would like to live in</td></tr>
</table>
</td><td></td></tr>
</table>

Need a home tutor? Visit smiletutor.sg

© UCLES 2017

<table>
<tr><th>Question</th><th>Answer</th><th>Marks</th></tr>
<tr><td>2</td><td>

2.2: Award a mark out of 5 for Language

Award a mark out of 5 for Language*, according to the Grade descriptors in the table below (see *Note on using mark schemes with Grade descriptors* (last page of mark scheme)).

Grade descriptors for Language (Question 2)

<table>
<tr><td>5</td><td>Straightforward vocabulary and structure.
The style of writing is basic, but reasonably coherent.
Use of a limited range of verbs, generally successful.
More accuracy than inaccuracy.</td></tr>
<tr><td>4</td><td>Basic vocabulary and structure.
Some awareness of verb usage, but inconsistent.
The writing is sufficiently accurate for meaning to be conveyed.</td></tr>
<tr><td>3</td><td>Very basic vocabulary and structure.
Little awareness of verb usage (e.g. infinitives regularly used instead of finite verbs).
Despite regular errors, the writing often conveys some meaning.</td></tr>
<tr><td>2</td><td>A few phrases or short sentences are accurate enough to be comprehensible. Very simple sentence structure.</td></tr>
<tr><td>1</td><td>Disjointed words or short phrases, one or two of them accurate enough to be comprehensible.</td></tr>
<tr><td>0</td><td>One or two disjointed words or short phrases may be recognisable.</td></tr>
</table>

*Consider the whole answer when awarding mark for language

Total for Communication: 10 marks
Total for Language: 5 marks
Total for Question 2: 15 marks

</td><td></td></tr>
</table>

Need a home tutor? Visit smiletutor.sg

<table>
<tr><th>Question</th><th>Answer</th><th>Marks</th></tr>
<tr><td>3</td><td>
Candidates answer 1 question from a choice of 3. Read the whole answer and award marks as follows:

• Communication: award a mark out of 10, according to the instructions in 3.1.
• Language: award a mark out of 10 for Verbs, according to the instructions in 3.2.
award a mark out of 10 for Other linguistic features, according to the instructions in 3.3.

For question-specific guidance, see later in this mark scheme.

<u>3.1: Award a mark out of 10 for Communication</u>

(i) There are 5 relevant communication points per question, each worth a maximum of 2 marks.

(ii) For each relevant communication point, use the appropriate numbered tick and place up to 2 of these ticks as close as possible to each relevant communication point (in the body of the answer).

<table>
<tr><td>2 ticks</td><td>Message clearly communicated. Minor errors (adjective endings, use of prepositions etc.) are tolerated.</td></tr>
<tr><td>1 tick</td><td>Communication of some meaning is achieved, but the message may be ambiguous or incomplete.</td></tr>
<tr><td>0 ticks</td><td>Nothing of worth communicated.</td></tr>
</table>

(iii) Look for a verb (finite or infinitive) before awarding a mark for communication. See Appendix II for rules on how to decide whether a verb is accurate enough to convey meaning.

(iv) Add up the ticks to give a mark out of 10 for Communication.
</td><td></td></tr>
</table>

Need a home tutor? Visit smiletutor.sg

Question	Answer	Marks
3	**3.2: Award a mark out of 8 for accurate use of Verbs** When awarding ticks for Verbs, please refer back to the question in order to establish which tense is appropriate for the response. **For question-specific guidance, see later in this mark scheme.** (i) Place a tick above the **first** occurrence of each correct verb, up to a maximum of 18 ticks (details of how to award ticks are provided below). (ii) Place the tick so that it does not obscure the accent/tilde. (iii) Convert the total number of ticks to a mark out of 8 using the Conversion table below.	

Conversion table for accurate use of Verbs (Question 3)

Number of ticks	Mark
18+	8
16,17	7
14,15	6
12,13	5
10,11	4
8,9	3
6,7	2
4,5	1
0,1,2,3	0

Need a home tutor? Visit smiletutor.sg

© UCLES 2017

<table>
<tr><th>Question</th><th>Answer</th><th>Marks</th></tr>
<tr><td>3</td><td>

How to award ticks for accurate use of Verbs (Question 3):

(a) Subject (noun or pronoun) + any finite verb

- **both subject and verb must be correct for the verb to score a tick**
- **verb must be in the appropriate tense to score a tick**
- **accents on verbs must be correct in order for a tick to be awarded**
- **do not tick verbs contained in the 'letter etiquette': appropriate beginnings and endings to letters are considered for reward under Other linguistic features.**

<table>
<tr><th>Tick</th><th>No tick</th><th>Note</th></tr>
<tr><td>Yo soy (✓)</td><td></td><td></td></tr>
<tr><td>He hecho (✓)</td><td></td><td></td></tr>
<tr><td>Los profesores son (✓) amables</td><td>Los professores son amables (no tick)</td><td>incorrect subject means tick cannot be awarded for verb</td></tr>
</table>

Use of gerund

<table>
<tr><th>Tick</th><th>No tick</th><th>Note</th></tr>
<tr><td>Estoy escribiendo (✓)</td><td></td><td>Continuous forms of estar and gerund are awarded 1 tick</td></tr>
<tr><td>Llevo (✓) dos años estudiando (✓)</td><td></td><td>Use of gerund other than in continuous form of verb using estar = 2 ticks</td></tr>
</table>

With direct and indirect object pronouns

<table>
<tr><th>Tick</th><th>No tick</th><th>Note</th></tr>
<tr><td>Juan lo vio (✓)</td><td></td><td></td></tr>
</table>

</td><td></td></tr>
</table>

Need a home tutor? Visit smiletutor.sg

Question	Answer	Marks
3		

Reflexive/passive

Tick	No tick	Note
Él se levanta (✓)	Él levantase (*no tick*)	
Ella se ha cortado (✓)		
La puerta estaba (✓) abierta		
Yo me lavo (✓) las manos	Yo me lavo (*no tick*) el coche	*lavar* should not be used reflexively in this statement

Impersonal verbs such as *gustar*, *quedar*, *faltar* etc.

Tick	No tick	Note
Me gusta (✓) leer (✓)		
Me gusto *(no tick)* leer (✓)		
Me quedan (✓) diez euros		

Impersonal *se*

Tick	No tick	Note
Se puede (✓)		
Se habla español (✓)		

Impersonal

Hay (✓) patatas		
Es (✓) interesante		

Need a home tutor? Visit smiletutor.sg

© UCLES 2017

<table>
<tr><th>Question</th><th>Answer</th><th>Marks</th></tr>
<tr><td>3</td><td>

With negative

Tick	No tick	Note
No comen (✓)		

Sequence of tenses

Tick	No tick	Note
Fui (✓) al cine y me gustó (✓) la película	Fui (✓) al cine y me gustaría *(no tick)* la película	If sequence is incorrect, **both** verbs cannot be rewarded

Single auxiliary with multiple past participles

Tick	No tick	Note
Hemos cantado (✓) y bailado (✓)		Hemos cantado = tick 1; Hemos bailado = tick 2

Verb which requires preposition

Tick	No tick	Note
Ayudo (✓) a lavar (✓) el coche		
Ayudo (✓) lavar el coche		preposition is required for *lavar* to be awarded a tick
Ayudo (✓) con lavar el coche		incorrect use of *con* means that *lavar* cannot receive a tick

</td><td></td></tr>
</table>

Need a home tutor? Visit smiletutor.sg

<table>
<tr><th>Question</th><th>Answer</th><th>Marks</th></tr>
<tr><td>3</td><td>

Verb which requires personal *a*

Tick	No tick	Note
Veo (✓) a mi amigo	Veo *(no tick)* mi amigo	personal *a* is required for *veo* to be awarded a tick

Correct verb within meaningless statement

Tick	No tick	Note
El camino es (✓) largo	El camino es (*no tick*) inteligente	Do not reward correct verb in a meaningless statement

</td><td></td></tr>
</table>

Need a home tutor? Visit smiletutor.sg

© UCLES 2017

<table>
<tr><th>Question</th><th>Answer</th><th>Marks</th></tr>
<tr><td>3</td><td>

(b) Imperative

Tick	No tick	Note
¡Ven! (✓)		
¡Oiga! (✓)		

(c) Interrogative

Tick	No tick	Note
¿Vienes? (✓) / Vienes. (✓)		question mark not required for mark to be awarded
(¿)Vas (✓) a venir(?) (✓)		
(¿)Cómo estás(?) (✓)		

(d) Infinitive

Tick	No tick	Note
Quiero (✓) salir (✓)		
No quiera (*no tick*) salir (✓)		
Quiero (✓) salire (*no tick*)		
Voy a (✓) estudiar (✓)		
Empecé a (✓) llorar (✓)		
Empecé *(no tick)* llorar (✓)		

(e) Participle (past or present)

Tick	No tick	Note
Terminado el programa (✓)		
Siendo estudiante (✓)		

</td><td></td></tr>
</table>

Need a home tutor? Visit smiletutor.sg

Question	Answer	Marks
3	**(f) Reward only the first occurrence of a verb, e.g.** • Me gusta (✓) la natación. También me gusta (*no tick*) el tenis • Me gusta (✓) la natación. No me gusta (*no tick*) el tenis **However,** • Yo prefiero (✓) la natación y mi hermano prefiere (✓) el tenis – 2 different persons of the verb • Mi hermano prefiere (✓) la natación y mi hermana prefiere (*no tick*) el tenis – both third person usage • Esta tarde mi amigo puede (✓) jugar (✓) al fútbol. En mi ciudad se puede *(no tick)* nadar (✓) – puede is in the third person singular in both sentences, so scores the first time but not the second time	
	3.3: Award a mark out of 12 for Other linguistic features (i) Award a mark out of 12 for Other linguistic features, according to the Grade descriptors in the table below (please see Note on using mark schemes with Grade descriptors (Appendix I)). (ii) Use the highlighter marking tool to highlight the first new use of any correct usage. Use the highlighter marking tool to underline a creditable attempt at a structure. This annotation is intended to help you arrive at an appropriate mark. Therefore, the kinds of things you highlight/underline will vary according to the quality of work, e.g. for a mark of 7/8 to be awarded the assumption is that 'spelling of common words, genders, adjectival agreements and basic prepositions are almost always correct' so annotation will focus on the degree of success with more complex language. (iii) Consider the extent to which the following are used correctly and appropriately when assessing the candidate's control of structures: • Subordinate clauses, including porque and que (relative pronouns). Indirect or reported speech (dijo que, creo que). Time clauses with cuando, mientras que, etc. and si (= if) • Object pronouns (me ha dicho; me lo dio) and 'strong' pronouns • Conjunctions other than *y* and linking words (e.g. sin embargo, por lo tanto, por eso) • Prepositions – Time, Place, etc. • Negatives • Adverbs • Use of por and para • Adjectives, including possessives and demonstratives. Also comparatives and superlatives • Expressions of quantity • Appropriate use of *politesses* in the letter.	

Need a home tutor? Visit smiletutor.sg

© UCLES 2017

Question	Answer	Marks
3	**Grade descriptors for Other linguistic features (Question 3)**	

11–12	• Uses a wide range of structures effectively; produces longer, fluent sentences with ease. • Highly accurate at this level, though not necessarily faultless. • Makes effective use of a wide range of vocabulary fully appropriate to the task.
9–10	• Attempts a range of structures with a good degree of success. • More complex language usually error-free^^. • Uses a variety of relevant vocabulary at this level.
7–8	• In control of simple structures. Varied success with more complex structures. • Accuracy is fairly consistent throughout*. Errors may occur when more ambitious language is attempted. • Has sufficient vocabulary to add some interest to the writing.
5–6	• Attempts more than basic structures. • On balance, the work is more accurate than inaccurate. • Straightforward vocabulary relevant to the task.
3–4	• Reliant on basic structures. • Some examples of correct language. Meaning usually conveyed. • Basic vocabulary.
1–2	• A few phrases or short sentences are accurate enough to be comprehensible. Very simple sentence structure.
0	• One or two disjointed words or short phrases may be recognisable.

^^subordinate clauses, linking words, object pronouns, comparative adjectives/adverbs, strong negatives usually error free.
*spelling of common words, genders, adjectival agreements and basic prepositions are almost always correct.

Total for Communication: 10 marks
Total for Verbs: 8 marks
Total for Other linguistic features: 12 marks
Total for Question 3: 30 marks

Need a home tutor? Visit smiletutor.sg

<table>
<tr><th>Question</th><th>Answer</th><th>Marks</th></tr>
<tr><td>3(a)</td><td>

Email to a friend about the school club that you are a member of

3.1: Award a mark out of 10 for Communication – see generic guidance above

<table>
<tr><th>Tick</th><th>Accept</th><th>Mark</th></tr>
<tr><td>✓1</td><td>¿Cuándo te hiciste miembro del club?

Insist on past tense for 2 communication marks</td><td>2</td></tr>
<tr><td>✓2</td><td>La semana pasada, ¿en qué actividades del club participaste?

Insist on past tense for 2 communication marks</td><td>2</td></tr>
<tr><td>✓3</td><td>¿Cómo es el/la profesor(a) que organiza el club?

For 2 communication marks allow anything sensible in an appropriate tense</td><td>2</td></tr>
<tr><td>✓4</td><td>¿Recomendarías este club a tu amigo/amiga? ¿Por qué?

Insist on past tense for 2 communication marks
Award the marks for explanation
Expect opinions/emotions/explanations</td><td>2</td></tr>
<tr><td>✓5</td><td>¿Por qué es importante el tiempo libre para los jóvenes?

For 2 communication marks allow anything sensible in an appropriate tense
Expect opinions/emotions/explanations</td><td>2</td></tr>
</table>

</td><td></td></tr>
</table>

Need a home tutor? Visit smiletutor.sg

<table>
<tr><th>Question</th><th>Answer</th><th>Marks</th></tr>
<tr><td>3(a)</td><td>

3.2: Award a mark out of 8 for accurate use of Verbs – see generic guidance above

<table>
<tr><th>Communication point</th><th>For Verbs, accept:</th></tr>
<tr><td>1</td><td>Preterite</td></tr>
<tr><td>2</td><td>Preterite / Imperfect / Perfect (if used correctly in context)</td></tr>
<tr><td>3</td><td>Present</td></tr>
<tr><td>4</td><td>Present / Preterite / Imperfect / Perfect (if used correctly in context)</td></tr>
<tr><td>5</td><td>Present</td></tr>
</table>

3.3: Award a mark out of 12 for Other linguistic features – see generic guidance above

</td><td></td></tr>
</table>

Need a home tutor? Visit smiletutor.sg

© UCLES 2017

<table>
<tr><th>Question</th><th>Answer</th><th>Marks</th></tr>
<tr><td>3(b)</td><td>

Article about videogames

3.1: Award a mark out of 10 for Communication – see generic guidance above

<table>
<tr><th>Tick</th><th>Accept</th><th>Mark</th></tr>
<tr><td>✓1</td><td>¿Cuántos años tenías cuando empezaste a jugar a los videojuegos?

Insist on past tense for 2 communication marks</td><td>2</td></tr>
<tr><td>✓2</td><td>¿Cuándo y con quién jugaste a un videojuego la última vez?

Insist on past tense for 2 communication marks</td><td>2</td></tr>
<tr><td>✓3</td><td>¿Cuánto dinero gastas en videojuegos?

For 2 communication marks allow anything sensible in an appropriate tense</td><td>2</td></tr>
<tr><td>✓4</td><td>En tu opinión, ¿cuáles son las ventajas de este pasatiempo?

For 2 communication marks allow anything sensible in an appropriate tense
Expect opinions/emotions/explanations</td><td>2</td></tr>
<tr><td>✓5</td><td>¿Qué piensan tus padres de los videojuegos?

For 2 communication marks allow anything sensible in an appropriate tense
Expect opinions/emotions/explanations</td><td>2</td></tr>
</table>

</td><td></td></tr>
</table>

Need a home tutor? Visit smiletutor.sg

<table>
<tr><th>Question</th><th>Answer</th><th>Marks</th></tr>
<tr><td>3(b)</td><td>

3.2: Award a mark out of 8 for accurate use of Verbs – see generic guidance above

<table>
<tr><th>Communication point</th><th>For Verbs, accept:</th></tr>
<tr><td>1</td><td>Preterite/Imperfect</td></tr>
<tr><td>2</td><td>Preterite</td></tr>
<tr><td>3</td><td>Present</td></tr>
<tr><td>4</td><td>Present</td></tr>
<tr><td>5</td><td>Present</td></tr>
</table>

3.3: Award a mark out of 12 for Other linguistic features – see generic guidance above

</td><td></td></tr>
</table>

Need a home tutor? Visit smiletutor.sg

<table>
<tr><th>Question</th><th>Answer</th><th>Marks</th></tr>
<tr><td>3(c)</td><td>

"Estaba viajando en el tren cuando me dormí y me pasé la parada…"

3.1: Award a mark out of 10 for Communication – see generic guidance above

<table>
<tr><th>Tick</th><th>Accept</th><th>Mark</th></tr>
<tr><td>✓1</td><td>¿Adónde ibas?

Insist on past tense for 2 communication marks</td><td>2</td></tr>
<tr><td>✓2</td><td>Explica por qué.

For 2 communication marks allow anything sensible in an appropriate tense
Expect opinions/emotions/explanations</td><td>2</td></tr>
<tr><td>✓3</td><td>¿Qué hiciste cuando te diste cuenta de tu error?

Insist on past tense for 2 communication marks</td><td>2</td></tr>
<tr><td>✓4</td><td>¿Cómo llegaste a tu destino?

Insist on past tense for 2 communication marks</td><td>2</td></tr>
<tr><td>✓5</td><td>¿Cómo te sentiste después de esta experiencia?

For 2 communication marks allow anything sensible in an appropriate tense
Expect opinions/emotions/explanations</td><td>2</td></tr>
</table>

</td><td></td></tr>
</table>

Need a home tutor? Visit smiletutor.sg

<table>
<tr><th>Question</th><th>Answer</th><th>Marks</th></tr>
<tr><td>3(c)</td><td>

3.2: Award a mark out of 8 for accurate use of Verbs – see generic guidance above

<table>
<tr><th>Communication point</th><th>For Verbs, accept:</th></tr>
<tr><td>1</td><td>Preterite / Imperfect / Perfect (if used correctly in context)</td></tr>
<tr><td>2</td><td>Preterite / Imperfect / Perfect (if used correctly in context)</td></tr>
<tr><td>3</td><td>Preterite / Imperfect / Perfect (if used correctly in context)</td></tr>
<tr><td>4</td><td>Preterite / Imperfect / Perfect / Present (if used correctly in context)</td></tr>
<tr><td>5</td><td>Future / Present (if used correctly in context)</td></tr>
</table>

3.3: Award a mark out of 12 for Other linguistic features – see generic guidance above

</td><td></td></tr>
</table>

Need a home tutor? Visit smiletutor.sg

© UCLES 2017

Appendix I

Note on using mark schemes with Grade descriptors

It is important that you award marks positively. In order to ensure that you reward achievement rather than penalise failure or omissions, you should start at the bottom of the mark scheme and work upwards through the descriptors when awarding marks.

You should adopt a 'best fit' approach. You must select the set of descriptors provided in the mark scheme that most closely describes the quality of the work being marked. As you work upwards through the mark scheme, you will eventually arrive at a set of descriptors that fits the candidate's performance. When you reach this point, you should always then check the descriptors in the band above to confirm whether or not there is just enough evidence to award a mark in the higher band.

For example, when marking Question 3 you may find that a candidate uses a variety of relevant vocabulary but has varied success with more complex structures. In such cases, you will need to award a mark that takes into account both the strengths and weaknesses of the piece of work.

To select the most appropriate mark within each set of descriptors, use the following guidance:

- If most of the descriptors fit the piece (and after you have considered the band above), award the top mark in the band.
- If there is just enough evidence (and you had perhaps been considering the band below), award the lowest mark in the band.

Note on irrelevant material

In the case of a deliberately evasive answer which consists entirely of irrelevant material exploited in defiance of the rubric, a score of 0 is given. This is extremely rare.

A genuine attempt to answer the question which fails due to a misunderstanding of the rubric will normally lose Communication marks but will score for Language. You should consult your Team Leader.

See separate document for more detailed guidance on irrelevant material.

Need a home tutor? Visit smiletutor.sg

© UCLES 2017

A <u>QUESTION 3 ONLY</u>: Where <u>THE VERB IS APPROPRIATE IN THE MEANING IT CONVEYS AND THE TIME FRAME IS APPROPRIATE</u>, 2 communication marks are awarded in the following cases.

(i)	**For 2 communication marks: accept a Present where a Future context is apparent**	
	El año que viene voy a España = 2 for communication (but see also B (i) for further information)	(*voy* receives a tick for verb)
(ii)	**For 2 communication marks: accept the use of a Future when a Conditional would be correct and vice versa**	
(iii)	**For 2 communication marks: accept a 'phonetic version' of the correct time frame**	
	He passado las vacaciones = 2 for communication *E pasado las vacaciones* = 2 for communication *Mi madre necessita mi ayuda* = 2 for communication *Nececito ir a la tienda* = 2 for communication *He apprendido mucho* = 2 for communication *Mi tía tienne un club* = 2 for communication *He organisado una fiesta* = 2 for communication *Boy a ir al centro* = 2 for communication	(*Empezó a juego* = 1 for communication – *juego* is not phonetic) *Yo quierro jugar al fútbol* = 0 for communication (doublé 'r' is not a phonetic rendering of single 'r') *Yo prefiero llavar los platos* = 0 for communication (double 'll' is not a phonetic rendering of single 'l')
(iv)	**For 2 communication marks: accept the use of any past tense when a past is required, even when a different past tense would be grammatically correct or appropriate**	
	Allow Perfect, Imperfect, Pluperfect or Preterite. Ignore inconsistency in the use of the Imperfect and Preterite if it occurs.	

Need a home tutor? Visit smiletutor.sg

© UCLES 2017

(v)	**Errors of accent:**	
	For 2 communication marks, **insist** on the accent on verbs which require it	*Yo comi* = 1 for communication (as an attempted preterite tense) *Esperabamos* = 1 for communication (as an attempted imperfect tense)
	For 2 communication marks, tolerate a grave accent for an acute accent	*Yo comì* = 2 for communication
(vi)	**In complex sentences, reward communication based on the verb in the subordinate clause and reward according to the normal rules (it is the information in the subordinate clause which fulfils the task)**	
	Mi amigo dijo que tenía dolor de cabeza = 2 for communication (in addition both verbs can receive a tick) *Mi amigo dice* (wrong tense) *que tenía dolor de cabeza* = 2 for communication (in addition second verb can receive a tick)	However, *Mi amigo dijo que tiene dolor de cabeza* = 1 for communication (see B (vii)) (in addition first verb can receive a tick) *Mi amigo dijo que él dolor de cabeza* = 0 for communication (no verb in subordinate clause) (first verb can receive a tick)
	Creía que estaba enfermo = 2 for communicataion (in addition both verbs receive a tick)	However: *Creía que llueve* = 1 for communication (see B (vii)) *Creía que tenía enfermo* = 0 for communication (see B (vii)) (In addition, in both cases, first verb can receive a tick)
(vii)	**Use of a verb in the indicative where a subjunctive would be expected: award 2 communication marks**	
	No creo que haya muchas personas allí = 2 for communication (plus both verbs receive a tick) *No creo que hay muchas personas allí* = 2 for communication (plus first verb receives a tick)	

Need a home tutor? Visit smiletutor.sg

B <u>QUESTIONS 2 AND 3</u>: Where <u>THE VERB IS APPROPRIATE IN THE MEANING IT CONVEYS</u> but is flawed in the following ways, the message is partially conveyed, and 1 communication mark will be awarded.

(i)	**The candidate has produced a correct spelling of an <u>inappropriate</u> form/part/tense of an <u>appropriate</u> verb: award 1 communication mark**	
	He vender el libro = 1 for communication *La gente están contenta* = 1 for communication *Yo trabaje durante las vacaciones* = 1 for communication *Yo voy pasaré* = 1 for communication	No ticks are scored for these verbs
	Task: what do you want to eat for lunch? **Candidate writes:** *Quiero comeré la fruta* = 1 for communication	*Quiero* = tick for verb
	Task: what will you do next year? **Candidate writes:** *El año <u>pasado</u> voy a España* = 1 for communication *El año <u>pasado</u> voy a viajar en España* = 1 for communication *El año <u>que viene</u> yo iba a España* = 1 for communication *El año que viene me gusto jugar al tenis* = 1 for communication	*…voy a…* verb is not rewarded as there is no future context (eg *El año que viene*…) <u>and</u> there is discordance/confusion between the verb and the time indicator that the candidate has used *…voy a viajar…* scores 2 ticks for verbs (*voy a*, *viajar*) as the task requires a future and, despite the use of *pasado*, there is no doubt about the tense of the verb and the tense of the verb agrees with the tense that is required *…iba…* verb does not receive a tick *…me gusto…* verb does not receive a tick
	El año que viene yo vaya al centro = 1 for communication (*ir* is an appropriate verb, *vaya* is a form of the verb *ir* (subjunctive))	*El año que viene yo vaye al centro* = 0 for communication (*vaye* is not any part of the verb *ir*)

Need a home tutor? Visit smiletutor.sg

© UCLES 2017

(ii)	**The candidate has produced a <u>phonetic</u> spelling of an <u>inappropriate</u> form/part/tense of an <u>appropriate</u> verb: award 1 communication mark**	
	Task: what did you enjoy doing on holiday? **Candidate writes:** *Me gustta el tenis* = 1 for communication (phonetic version of the incorrect tense (*me gusta*) of an appropriate verb)	*Me gutsa (el tenis) (gutsa* is not any form/part/tense (nor a phonetic version thereof) of the verb *gustar)*
	Task: what happened at school today? **Candidate writes:** *Apprendo mucho* = 1 for communication (phonetic version of an incorrect part/tense (*aprendo*) of an appropriate verb)	*Apriendo mucho* = 0 for communication (*apriendo* is not any form/part/tense (nor a phonetic version thereof) of the verb *aprender*)
(iii)	**Use of *ser* when *estar* would be correct and vice versa: award 1 communication mark**	
	Soy en acuerdo con el proyecto = 1 *Soy esperando tu carta* = 1 *Era con su hijo* = 1 *Mis hermanas son en la casa* = 1 *Estaba una experiencia maravillosa* = 1 *Estoy un buen estudiante* = 1 *Tu carta está interesante* = 1 *Estará una buena idea* = 1	

Need a home tutor? Visit smiletutor.sg

© UCLES 2017

(iv)	**Mis-use of *haber, hacer*, *tener* and *ser/estar* in idiomatic phrases/simple descriptions: award 1 communication mark**	
	Era/Estaba miedo = 1 *Era/Estaba sed* = 1 *Era/Estaba hambre* = 1 *Era/Estaba cinco años* = 1 *Estaba muy frío en mi casa* = 1 *¿Está playas cerca de tu ciudad?* = 1	(no tick for verb) (no tick for verb) (no tick for verb) (no tick for verb) (no tick for verb) (no tick for verb) **However:** *Ella es el pelo negro* = 0 *Tenía cansado* = 0 *Tenía enfermo* = 0
(v)	**The following commonly seen inappropriate usages: award 1 communication mark**	
	Accept for 1 mark *Miré un accidente* for *Vi un accidente* *Yo gusta la música* for *Me gusta la música* *Escuché un ruido* for *Oí un ruido* *En Madrid hay calor* for *En Madrid hace calor*	**Refuse** *Tenía un tiempo muy bueno* for *Lo pasé bien* *He mirado para mi chaqueta* for *He buscado mi chaqueta*
(vi)	**The following commonly seen mis-usages: award 1 communication mark**	
	Me gusto mi casa *Me prefiero los gatos* *Me vivo en el centro* *Me llamo es (Ana)*	*Me llama es (Ana)* = 0 as nothing of worth is communicated *Me llama (Ana)* when the candidate is trying to give his/her own name = 0
(vii)	**In complex sentences, consider the verb in the subordinate clause when awarding the mark for communication and reward according to the normal rules** (see also A (vi))	
	Mi amigo dijo que tiene dolor de cabeza = 1 for communication	The subordinate clause, *tiene dolor de cabeza,* contains an appropriate verb in the wrong time frame which is awarded 1 communication mark (in addition, first verb receives a tick)
	Creía que llueve = 1 for communication	The subordinate clause, *que llueve,* contains an appropriate verb in the wrong time frame which is awarded 1 communication mark according to the usual rules) (in addition, first verb receives a tick)

Need a home tutor? Visit smiletutor.sg

(viii)	**Errors of accent on verbs: award one communication mark** (see also A (v))	
	Yo comi patatas = 1 for communication (an attempted preterite tense) *Íre a Francia* = 1 for communication (an attempted future tense) *Estába en España* = 1 for communication (an attempted imperfect tense)	

C <u>QUESTIONS 2 AND 3</u>: Award 0 communication marks in the following cases.

(i)	**No attempt at a (real) verb = 0 for communication**	
	yo pie al instituto = 0 for communication *yo caminata mi perro* = 0 for communication *llove* = 0 for communication *yo prefier ir al colegio* = 0 for communication	
(ii)	**The verb attempted delivers a message different from the desired one = 0 for communication**	
	mi padre tiene profesor for *mi padre es profesor* = 0 for communication *llora* for *llueve* = 0 for communication	
(iii)	**The attempt at the verb is not a part/form of an appropriate verb or a phonetic rendition thereof = 0 for communication**	
	El año que viene yo viajer en el centro = 0 for communication (*viajer* is not any part of the verb *viajar*) *Yo buscé mis gafas* = 0 for communication (*buscé* is not any part of the verb *buscar*) *Me gutsa (el tenis)* = 0 for communication (*gutsa* is not any part of the verb *gustar*)	

Need a home tutor? Visit smiletutor.sg

© UCLES 2017

Cambridge International Examinations
Cambridge International General Certificate of Secondary Education

CANDIDATE NAME	
CENTRE NUMBER	
CANDIDATE NUMBER	

9313829391

SPANISH **0530/11**

Paper 1 Listening **October/November 2017**

Approx. 45 minutes

Candidates answer on the Question Paper.

No Additional Materials are required.

READ THESE INSTRUCTIONS FIRST

Write your Centre number, candidate number and name in the spaces at the top of this page.
Write in dark blue or black pen.
Do not use staples, paper clips, glue or correction fluid.
DO **NOT** WRITE IN ANY BARCODES.

Answer **all** questions.

The number of marks is given in brackets [ ] at the end of each question or part question.

The syllabus is approved for use in England, Wales and Northern Ireland as a Cambridge International Level 1/Level 2 Certificate.

This document consists of **11** printed pages and **1** blank page.

DC (ST/JG) 129768/3
© UCLES 2017

Need a home tutor? Visit smiletutor.sg

BLANK PAGE

Need a home tutor? Visit smiletutor.sg

© UCLES 2017

Sección 1

Ejercicio 1 Preguntas 1–8

En esta sección del examen vas a oír una serie de observaciones o diálogos cortos que podrías oír en países donde se habla español.

Para cada pregunta indica tu respuesta escribiendo una X en la casilla correcta.

Vas a oír cada observación o diálogo dos veces.

Llegas a un aeropuerto en España. Tu amiga te está esperando.

1 Tu amiga te dice:

¿Qué te va a comprar tu amiga?

A	
B	
C	
D	

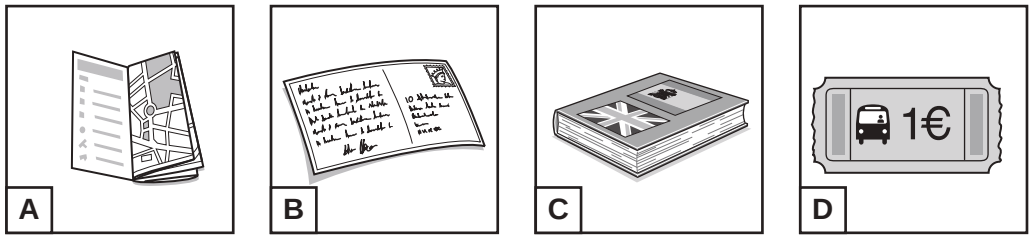

[1]

2 Quieres ir a los servicios. Tu amiga dice:

¿Qué hay cerca de los servicios?

A	
B	
C	
D	



[1]

Need a home tutor? Visit smiletutor.sg

3 Tu amiga te dice:

¿Qué quiere hacer tu amiga?

A	
B	
C	
D	

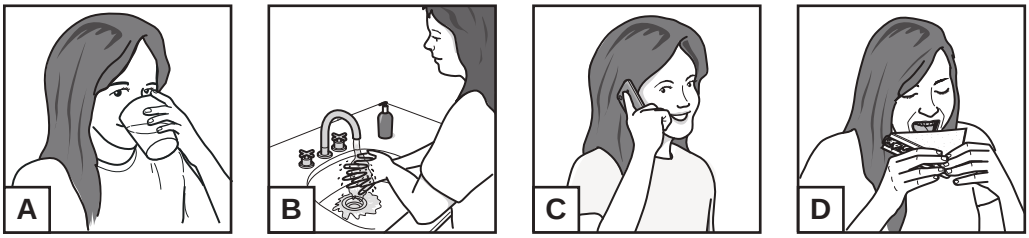

[1]

4 Después, tu amiga te dice:

¿Cómo vais a ir a la casa de tu amiga?

A	
B	
C	
D	

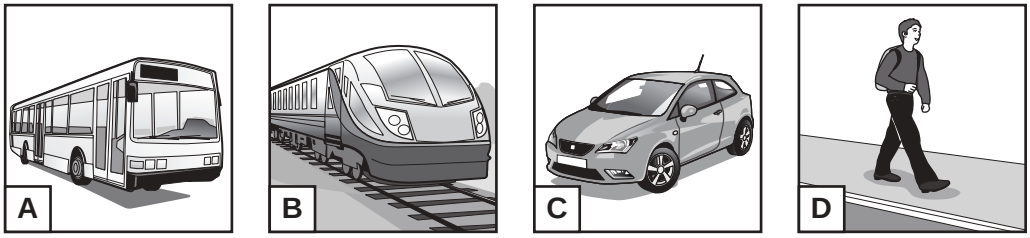

[1]

5 Cuando llegáis a la casa, el padre de tu amiga te dice:

¿Dónde tienes que dejar la maleta?

A	
B	
C	
D	



[1]

Need a home tutor? Visit smiletutor.sg

© UCLES 2017

6 El padre de tu amiga dice:

¿Qué vais a comer?

A	
B	
C	
D	

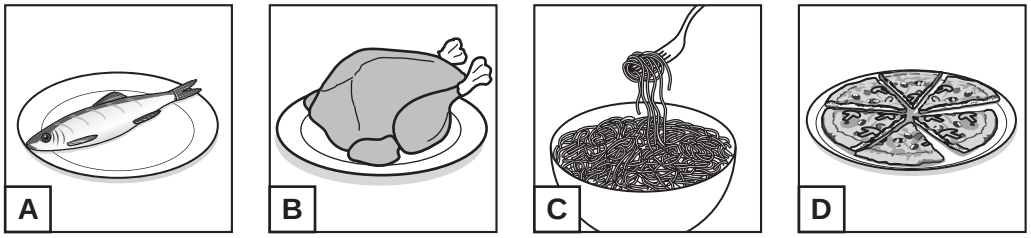

[1]

7 Tu amiga te dice:

¿Qué está haciendo el hermano de tu amiga?

A	
B	
C	
D	

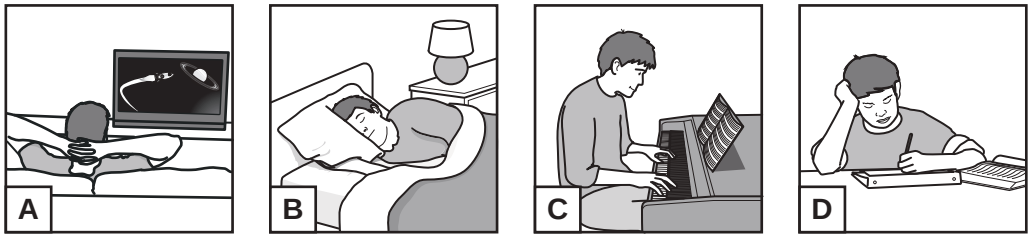

[1]

8 Tu amiga dice:

¿Qué vais a hacer ahora?

A	
B	
C	
D	

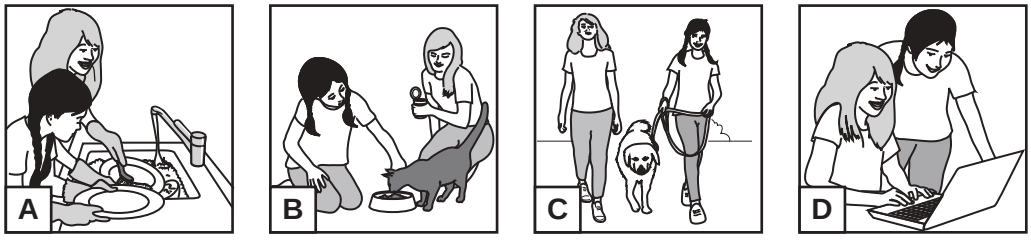

[1]

[Total: 8]

Need a home tutor? Visit smiletutor.sg

Ejercicio 2 Preguntas 9–15

Vas a oír a una guía que explica cómo va a ser un paseo por el campo.

Escúchala con atención y completa la ficha **en español**. Habrá una pausa durante lo que dice la guía.

Vas a oír la información dos veces, pero antes tienes unos segundos para leer las preguntas.

Paseo por el campo

9 Todos tienen que llevar: *(indica **1** respuesta)*

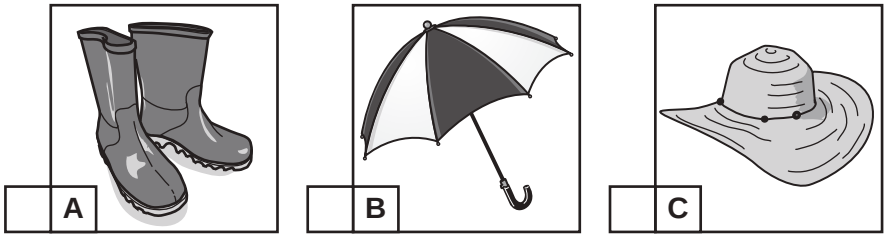

[1]

10 Para llegar al castillo hay que caminar ..... minutos. [1]

11 Lo que se recomienda ver en el castillo: *(indica **1** respuesta)*

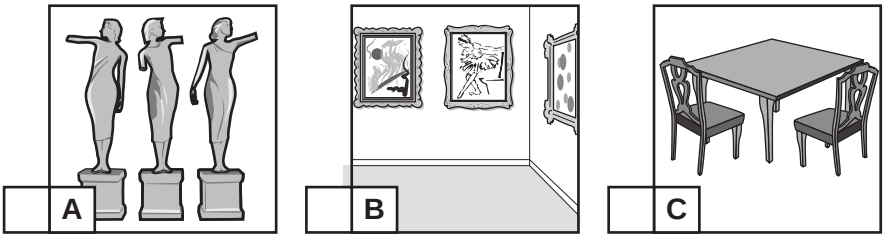

[1]

12 Después de salir del castillo, el grupo va a caminar al lado del ..... . [1]

[PAUSA]

Need a home tutor? Visit smiletutor.sg

13 Al final del camino hay que cruzar: *(indica **1** respuesta)*

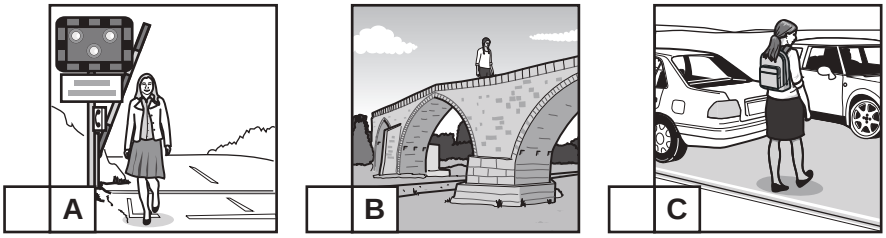

[1]

14 Lugar donde el grupo va a comer: *(indica **1** respuesta)*



[1]

15 Está prohibido: *(indica **1** respuesta)*

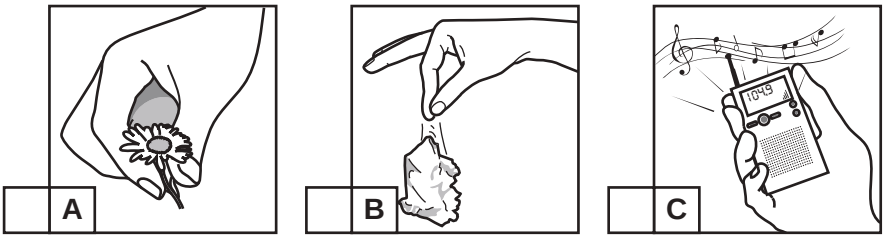

[1]

[Total: 7]

Need a home tutor? Visit smiletutor.sg

Sección 2

Ejercicio 1 Pregunta 16

Vas a oír la opinión de cuatro jóvenes sobre la ropa que llevan. Escucha lo que dicen con atención y escribe una X en la casilla si la afirmación es **Verdad**.

Hay que marcar **solo 6** casillas (XXXXXX).

Vas a oír lo que dicen dos veces, pero antes tienes unos segundos para leer las afirmaciones.

	VERDAD
Ana	
(a) En el colegio de Ana, está permitido llevar pantalones.	☐
(b) Ana usa pantalones el sábado y el domingo.	☐
(c) En verano, por el calor, Ana prefiere llevar vestidos.	☐
Guillermo	
(d) Guillermo siente mucho el frío.	☐
(e) Guillermo tiene que llevar corbata al colegio.	☐
(f) Para Guillermo es difícil tener la camisa limpia.	☐
Violeta	
(g) Violeta se hace sus propios vestidos.	☐
(h) A Violeta le gusta mucho el color azul.	☐
(i) Si hace frío Violeta lleva una falda de lana.	☐
Luis	
(j) Luis puede ponerse vaqueros para ir al colegio.	☐
(k) Luis corta los vaqueros para poder llevarlos en verano.	☐
(l) Luis se compra vaqueros cada seis meses.	☐

[Total: 6]

Need a home tutor? Visit smiletutor.sg

© UCLES 2017

Ejercicio 2 Preguntas 17–25

Vas a oír una entrevista con Manuela, una chica que habla sobre la revista que ella hace en Internet. Escúchala con atención y contesta a las preguntas. Habrá una pausa durante la entrevista.

Primera parte: Preguntas 17 a 21. En cada frase hay algo que no corresponde a lo que se dice en la entrevista. Escucha la entrevista y escribe la palabra correcta **en español**.

Vas a oír la primera parte de la entrevista dos veces, pero antes tienes unos segundos para leer las preguntas 17 a 21.

17 Manuela compraba una revista distinta cada ~~**mes**~~. .....[1]

18 Para ahorrar, Manuela empezó a ~~**comprar**~~ cosas en Internet. .....[1]

19 Manuela quería compartir sus ~~**experiencias**~~ con otros jóvenes. .....[1]

20 Los amigos de Manuela saben mucho de ~~**fútbol**~~. .....[1]

21 Comenzar la revista fue ~~**lento**~~. .....[1]

[PAUSA]

Segunda parte: Preguntas 22 a 25. Vas a oír la segunda parte de la entrevista dos veces. Escúchala y contesta a las preguntas **en español**. Tienes unos segundos para leer las preguntas.

22 ¿Cuál de las secciones querían hacer **todos** los miembros del equipo?

.....[1]

23 Aparte de los contenidos, ¿qué más ponen para hacer la revista atractiva?

.....[1]

24 Según Manuela, ¿por qué es tan popular su revista?

.....[1]

25 ¿Qué puedes ganar esta semana?

.....[1]

[Total: 9]

Need a home tutor? Visit smiletutor.sg

Sección 3



Ejercicio 1 Preguntas 26–31

Vas a oír una entrevista con Javier, un patinador sobre hielo.

Escúchala con atención y contesta a las preguntas escribiendo una X en la casilla correcta.

Habrá una pausa durante la entrevista.

Vas a oír la entrevista dos veces, pero antes tienes unos segundos para leer las preguntas.

26 Según la madre de Javier, él tenía que…

A		ser como su padre.
B		dedicarse al fútbol.
C		practicar algún deporte.
D		descansar en las vacaciones. [1]

27 ¿Por qué Javier eligió el patinaje como profesión?

A		porque alguien dijo que podía llegar a ser muy bueno
B		porque a su novia le gustaba el patinaje
C		porque no tenía un buen trabajo
D		porque quería seguir el consejo de sus amigos [1]

28 Cuando Javier está patinando le parece que…

A		está volando.
B		está esquiando.
C		está corriendo.
D		está soñando. [1]

[PAUSA]

Need a home tutor? Visit smiletutor.sg

29 La vida de Javier cambió porque…

A		fue el último en el campeonato de 2012.
B		participó en un programa de televisión.
C		se casó con su compañera de patinaje.
D		tuvo un accidente en la Argentina. [1]

30 Cuando Javier se hizo famoso…

A		siguió teniendo una vida normal.
B		hizo muchos amigos nuevos.
C		dejó de viajar en autobús.
D		tuvo dificultad para acostumbrarse. [1]

31 Gracias a su trabajo en publicidad, Javier…

A		empezó a comer comida vegetariana.
B		consiguió productos deportivos baratos.
C		viajó a muchos lugares diferentes.
D		abrió una tienda de relojes. [1]

[Total: 6]

Need a home tutor? Visit smiletutor.sg

Ejercicio 2 Preguntas 32–40

Vas a oír una entrevista con Valeria, una maestra en una escuela española que organizó un proyecto cultural con un pueblo africano.

Escúchala con atención y contesta a las preguntas **en español**.

Habrá dos pausas durante la entrevista.

Vas a oír la entrevista dos veces, pero antes tienes unos segundos para leer las preguntas.

32 ¿De qué habló Valeria con un vecino del pueblo que visitó?

.....[1]

33 ¿Cómo describe Valeria su experiencia en el pueblo?

.....[1]

34 ¿Qué deben desarrollar los alumnos de Valeria estudiando otra cultura?

.....[1]

[PAUSA]

35 ¿Qué pensaron los otros maestros de la idea de Valeria?

.....[1]

36 ¿Qué aprendieron los alumnos en clase de educación física?

.....[1]

37 ¿Para qué servían los vídeos?

.....[1]

[PAUSA]

38 ¿Cómo pintaron los alumnos las imágenes del muro?

.....[1]

39 ¿De qué tratan los libros que se van a mandar a los alumnos africanos?

.....[1]

40 ¿Cuál es la opinión de los alumnos sobre el proyecto?

.....[1]

[Total: 9]

Permission to reproduce items where third-party owned material protected by copyright is included has been sought and cleared where possible. Every reasonable effort has been made by the publisher (UCLES) to trace copyright holders, but if any items requiring clearance have unwittingly been included, the publisher will be pleased to make amends at the earliest possible opportunity.

To avoid the issue of disclosure of answer-related information to candidates, all copyright acknowledgements are reproduced online in the Cambridge International Examinations Copyright Acknowledgements Booklet. This is produced for each series of examinations and is freely available to download at www.cie.org.uk after the live examination series.

Cambridge International Examinations is part of the Cambridge Assessment Group. Cambridge Assessment is the brand name of University of Cambridge Local Examinations Syndicate (UCLES), which is itself a department of the University of Cambridge.

Need a home tutor? Visit smiletutor.sg

Cambridge International Examinations
Cambridge International General Certificate of Secondary Education

CANDIDATE NAME									
CENTRE NUMBER						CANDIDATE NUMBER				

4046441680

SPANISH **0530/12**

Paper 1 Listening **October/November 2017**

Approx. 45 minutes

Candidates answer on the Question Paper.

No Additional Materials are required.

READ THESE INSTRUCTIONS FIRST

Write your Centre number, candidate number and name in the spaces at the top of this page.
Write in dark blue or black pen.
Do not use staples, paper clips, glue or correction fluid.
DO **NOT** WRITE IN ANY BARCODES.

Answer **all** questions.

The number of marks is given in brackets [ ] at the end of each question or part question.

The syllabus is approved for use in England, Wales and Northern Ireland as a Cambridge International Level 1/Level 2 Certificate.

This document consists of **11** printed pages and **1** blank page.

DC (LK) 145978
© UCLES 2017

Need a home tutor? Visit smiletutor.sg

BLANK PAGE

Need a home tutor? Visit smiletutor.sg

© UCLES 2017

Sección 1

Ejercicio 1 Preguntas 1–8

En esta sección del examen vas a oír una serie de observaciones o diálogos cortos que podrías oír en países donde se habla español.

Para cada pregunta indica tu respuesta escribiendo una X en la casilla correcta.

Vas a oír cada observación o diálogo dos veces.

Estás de vacaciones en España.

1 En un centro comercial oyes:

¿A qué hora cierra el centro comercial?

A	
B	
C	
D	



[1]

2 Estás en un restaurante. El camarero te dice:

¿Qué te recomienda el camarero?

A	
B	
C	
D	

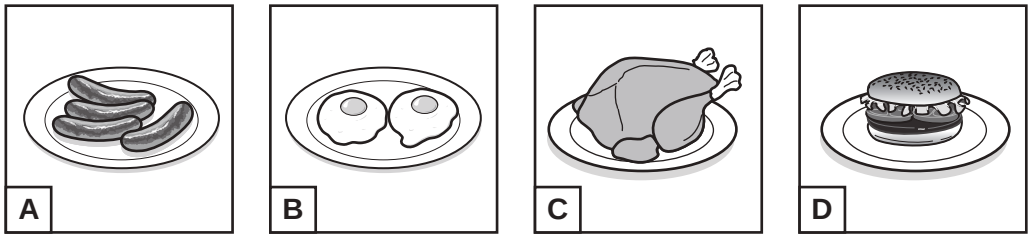

[1]

Need a home tutor? Visit smiletutor.sg

3 En una tienda de recuerdos, la empleada te dice:

¿Cuánto cuesta el libro?

A		€4
B		€4.50
C		€5
D		€5.50

[1]

4 Quieres visitar algo de interés. Una persona te dice:

¿Qué puedes visitar?

A

B

C

D









[1]

5 En la oficina de turismo, la empleada te dice:

¿Qué espectáculo hay esta noche?

A

B

C

D









[1]

Need a home tutor? Visit smiletutor.sg

© UCLES 2017

6 En el hotel, el recepcionista te dice:

¿Qué tipo de habitación tienes?

A	
B	
C	
D	

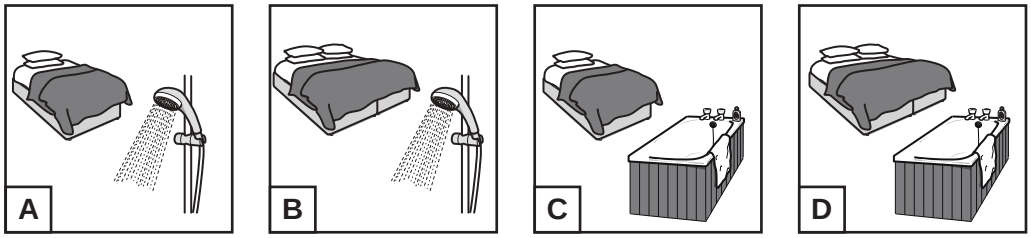

[1]

7 En el hotel, escuchas en la televisión:

¿Qué tiempo va a hacer mañana?

A	
B	
C	
D	



[1]

8 En la catedral, el guía te dice:

¿Qué está prohibido?

A	
B	
C	
D	

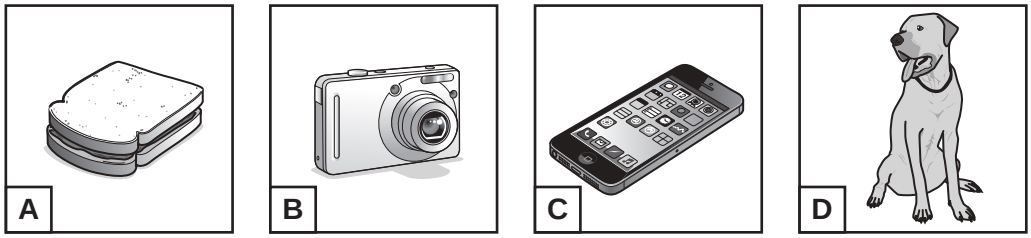

[1]

[Total: 8]

Need a home tutor? Visit smiletutor.sg

Ejercicio 2 Preguntas 9–15

Vas a oír un anuncio sobre un nuevo parque de aventuras.

Escúchalo con atención y completa la ficha **en español**. Habrá una pausa durante el anuncio.

Vas a oír el anuncio dos veces, pero antes tienes unos segundos para leer las preguntas.

El nuevo parque de aventuras

9 El nuevo parque de aventuras está al lado de: *(indica **1** respuesta)*

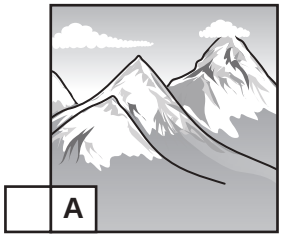
A

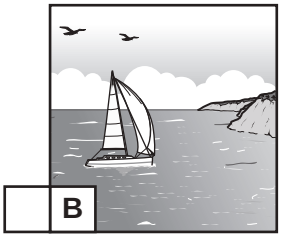
B


C

[1]

10 En el parque puedes ver: *(indica **1** respuesta)*


A


B

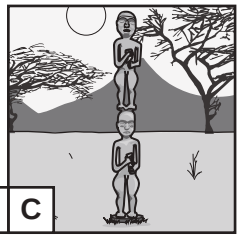
C

[1]

11 Puedes pasear por el parque en: *(indica **1** respuesta)*

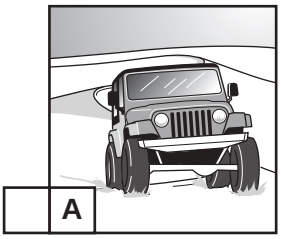
A

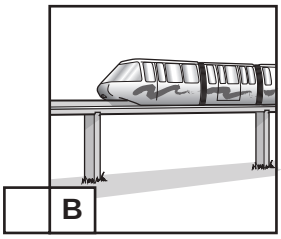
B


C

[1]

12 Hay cursos de: *(indica **1** respuesta)*

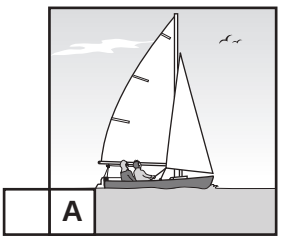
A


B


C

[1]

[PAUSA]

Need a home tutor? Visit smiletutor.sg

13 El restaurante es famoso por: *(indica **1** respuesta)*



[1]

14 Desde el balcón del restaurante puedes ver: *(indica **1** respuesta)*

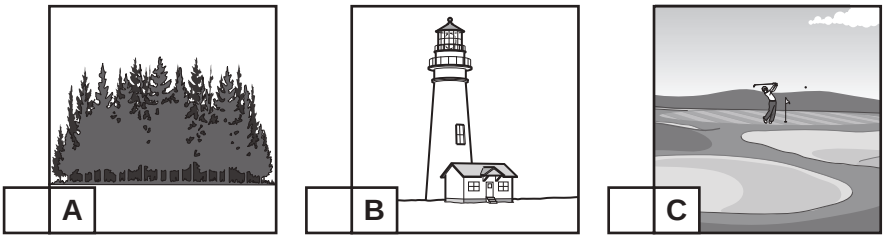

[1]

15 El parque está cerrado todos los …… .

[1]

[Total: 7]

Need a home tutor? Visit smiletutor.sg

Sección 2

Ejercicio 1 Pregunta 16

Vas a oír la opinión de cuatro jóvenes sobre los idiomas extranjeros. Escucha lo que dicen con atención y escribe una X en la casilla si la afirmación es **Verdad**.

Hay que marcar **solo 6** casillas (XXXXXX).

Vas a oír lo que dicen dos veces, pero antes tienes unos segundos para leer las afirmaciones.

Julia	**VERDAD**
(a) Julia habla tres idiomas distintos.	☐
(b) Julia encuentra traducir difícil.	☐
(c) Julia quiere aprender más idiomas.	☐
Ramón	
(d) Ramón disfruta aprendiendo idiomas.	☐
(e) Ramón va a clases de inglés.	☐
(f) A Ramón le gustaría vivir en otro país.	☐
Estefanía	
(g) Estefanía tiene un buen empleo.	☐
(h) Para Estefanía, hablar español es suficiente.	☐
(i) Estefanía quiere viajar al extranjero.	☐
Manuel	
(j) Manuel está en la universidad.	☐
(k) A Manuel le interesa el comercio.	☐
(l) Para Manuel, aprender chino es fácil.	☐

[Total: 6]

Need a home tutor? Visit smiletutor.sg

© UCLES 2017

Ejercicio 2 Preguntas 17–25

Vas a oír una entrevista con Felipe, un profesor que cuenta cómo organizó un proyecto con estudiantes en la India. Escúchala con atención y contesta a las preguntas. Habrá una pausa durante la entrevista.

Primera parte: Preguntas 17 a 21. En cada frase hay algo que no corresponde a lo que se dice en la entrevista. Escucha la entrevista y escribe la palabra correcta **en español**.

Vas a oír la primera parte de la entrevista dos veces, pero antes tienes unos segundos para leer las preguntas 17 a 21.

17 Felipe enseña ~~**deportes**~~ en el colegio. .....[1]

18 Los libros decían ~~**demasiado**~~ sobre la India. .....[1]

19 Un ~~**hermano**~~ de Felipe trabajaba como voluntario. .....[1]

20 Felipe llamaba a Juan usando el ~~**móvil**~~. .....[1]

21 Los estudiantes encontraban el proyecto ~~**divertido**~~. .....[1]

[PAUSA]

Segunda parte: Preguntas 22 a 25. Vas a oír la segunda parte de la entrevista dos veces. Escúchala y contesta a las preguntas **en español**. Tienes unos segundos para leer las preguntas.

22 Los alumnos de Felipe, ¿cómo pensaban que era el colegio de la India?

.....[1]

23 Sobre todo, ¿qué querían saber los alumnos de Felipe?

.....[1]

24 ¿Cómo hacen el viaje al colegio los chicos en la India?

.....[1]

25 Cuando hace calor, ¿dónde tienen las lecciones los chicos en la India?

.....[1]

[Total: 9]

Need a home tutor? Visit smiletutor.sg

Sección 3

Ejercicio 1 Preguntas 26–31

Vas a oír una entrevista con Mónica Valle, campeona de natación en España.

Escúchala con atención y contesta a las preguntas escribiendo una X en la casilla correcta.

Habrá una pausa durante la entrevista.

Vas a oír la entrevista dos veces, pero antes tienes unos segundos para leer las preguntas.

26 Mónica decidió que la natación sería su profesión cuando…

A		tenía siete años.
B		fue campeona de Europa.
C		ganó la competición española.
D		cumplió 20 años. [1]

27 Según Mónica, para ser buen deportista…

A		lo más importante es ser muy ambicioso.
B		necesitas tener mucha disciplina.
C		tienes que ser muy fuerte.
D		hay que aceptar perder con calma. [1]

28 Mónica piensa que tiene suerte porque…

A		recibe ayuda de su familia.
B		tiene bastante tiempo libre.
C		viaja a otros países.
D		recibe mucho dinero. [1]

[PAUSA]

Need a home tutor? Visit smiletutor.sg

29 Muchas personas no saben que Mónica…

A		trabaja con un equipo.
B		tiene una dieta vegetariana.
C		compite en otros deportes.
D		vive parte del año en Alemania. [1]

30 En el futuro, Mónica quiere…

A		participar en un programa de televisión.
B		entrenar a otros deportistas.
C		estudiar algo relacionado con el deporte.
D		trabajar en algo diferente. [1]

31 Mónica aconseja a los jóvenes deportistas…

A		elegir un deporte que realmente les guste.
B		no perder el tiempo con otros pasatiempos.
C		llevar ropa de marca.
D		no olvidar a la gente que los ama. [1]

[Total: 6]

Need a home tutor? Visit smiletutor.sg

Ejercicio 2 Preguntas 32–40

Vas a oír una entrevista con Esteban, un chico que habla sobre su proyecto “Juguetes para todos”.

Escúchala con atención y contesta a las preguntas **en español**.

Habrá dos pausas durante la entrevista.

Vas a oír la entrevista dos veces, pero antes tienes unos segundos para leer las preguntas.

32 ¿En qué hospital trabajan los jóvenes del proyecto “Juguetes para todos”?

.....[1]

33 ¿Qué quiere conseguir Esteban con su proyecto?

.....[1]

34 ¿Cuándo estuvo enfermo el hermano de Esteban?

.....[1]

35 Pocos días después de recibir sus regalos, ¿cómo estaban los niños?

.....[1]

[PAUSA]

36 ¿Por qué organizan los voluntarios actividades diferentes?

.....[1]

37 ¿Cuál es la actividad favorita de Esteban?

.....[1]

[PAUSA]

38 ¿Por qué es importante que los niños lean en el hospital?

.....[1]

39 ¿Quién da juguetes para el proyecto?

.....[1]

40 ¿Qué espera Esteban lograr con su entrevista?

.....[1]

[Total: 9]

Permission to reproduce items where third-party owned material protected by copyright is included has been sought and cleared where possible. Every reasonable effort has been made by the publisher (UCLES) to trace copyright holders, but if any items requiring clearance have unwittingly been included, the publisher will be pleased to make amends at the earliest possible opportunity.

To avoid the issue of disclosure of answer-related information to candidates, all copyright acknowledgements are reproduced online in the Cambridge International Examinations Copyright Acknowledgements Booklet. This is produced for each series of examinations and is freely available to download at www.cie.org.uk after the live examination series.

Cambridge International Examinations is part of the Cambridge Assessment Group. Cambridge Assessment is the brand name of University of Cambridge Local Examinations Syndicate (UCLES), which is itself a department of the University of Cambridge.

Need a home tutor? Visit smiletutor.sg

Cambridge International Examinations
Cambridge International General Certificate of Secondary Education

CANDIDATE NAME									
CENTRE NUMBER						CANDIDATE NUMBER				

0503331787

SPANISH **0530/13**

Paper 1 Listening **October/November 2017**

Approx. 45 minutes

Candidates answer on the Question Paper.

No Additional Materials are required.

READ THESE INSTRUCTIONS FIRST

Write your Centre number, candidate number and name in the spaces at the top of this page.
Write in dark blue or black pen.
Do not use staples, paper clips, glue or correction fluid.
DO **NOT** WRITE IN ANY BARCODES.

Answer **all** questions.

The number of marks is given in brackets [ ] at the end of each question or part question.

The syllabus is approved for use in England, Wales and Northern Ireland as a Cambridge International Level 1/Level 2 Certificate.

This document consists of **11** printed pages and **1** blank page.

© UCLES 2017

Need a home tutor? Visit smiletutor.sg

BLANK PAGE

Need a home tutor? Visit smiletutor.sg

© UCLES 2017

Sección 1

Ejercicio 1 Preguntas 1–8

En esta sección del examen vas a oír una serie de observaciones o diálogos cortos que podrías oír en países donde se habla español.

Para cada pregunta indica tu respuesta escribiendo una X en la casilla correcta.

Vas a oír cada observación o diálogo dos veces.

Estás de vacaciones en España.

1 En un centro comercial oyes:

¿A qué hora cierra el centro comercial?

A	
B	
C	
D	



[1]

2 Estás en un restaurante. El camarero te dice:

¿Qué te recomienda el camarero?

A	
B	
C	
D	

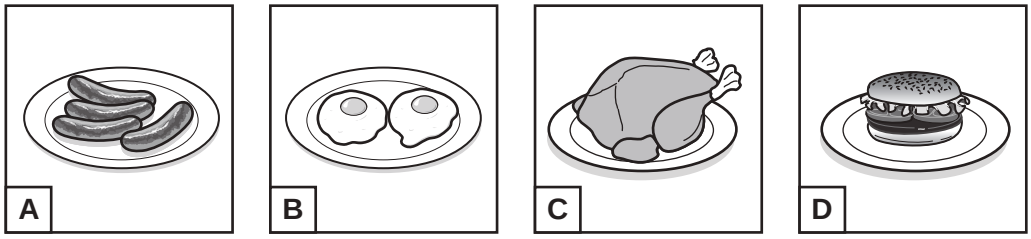

[1]

Need a home tutor? Visit smiletutor.sg

3 En una tienda de recuerdos, la empleada te dice:

¿Cuánto cuesta el libro?

A		€4
B		€4.50
C		€5
D		€5.50

[1]

4 Quieres visitar algo de interés. Una persona te dice:

¿Qué puedes visitar?

A

B

C

D









[1]

5 En la oficina de turismo, la empleada te dice:

¿Qué espectáculo hay esta noche?

A

B

C

D









[1]

Need a home tutor? Visit smiletutor.sg

© UCLES 2017

6 En el hotel, el recepcionista te dice:

¿Qué tipo de habitación tienes?

A	
B	
C	
D	

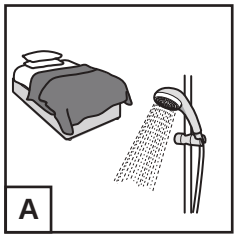

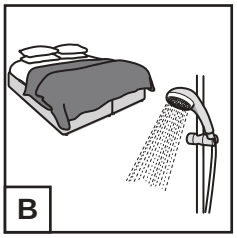





[1]

7 En el hotel, escuchas en la televisión:

¿Qué tiempo va a hacer mañana?

A	
B	
C	
D	



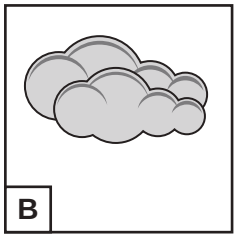



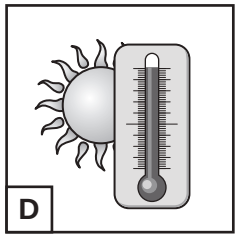

[1]

8 En la catedral, el guía te dice:

¿Qué está prohibido?

A	
B	
C	
D	

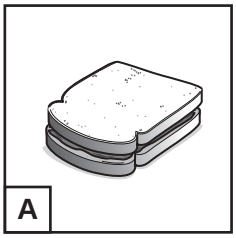



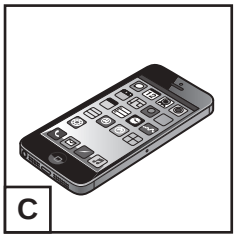



[1]

[Total: 8]

Need a home tutor? Visit smiletutor.sg

Ejercicio 2 Preguntas 9–15

Vas a oír un anuncio sobre un nuevo parque de aventuras.

Escúchalo con atención y completa la ficha **en español**. Habrá una pausa durante el anuncio.

Vas a oír el anuncio dos veces, pero antes tienes unos segundos para leer las preguntas.

El nuevo parque de aventuras

9 El nuevo parque de aventuras está al lado de: *(indica **1** respuesta)*

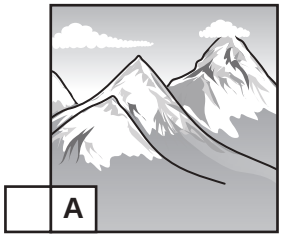
A

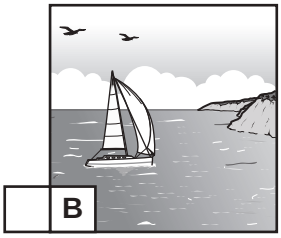
B


C

[1]

10 En el parque puedes ver: *(indica **1** respuesta)*


A


B

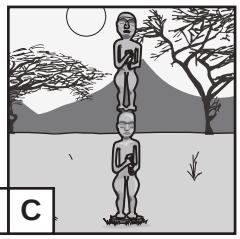
C

[1]

11 Puedes pasear por el parque en: *(indica **1** respuesta)*

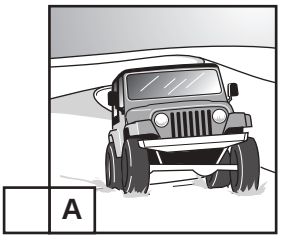
A

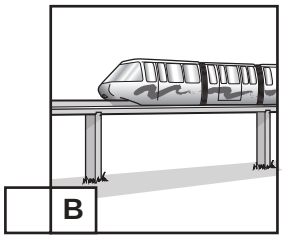
B


C

[1]

12 Hay cursos de: *(indica **1** respuesta)*

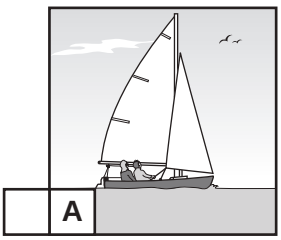
A


B


C

[1]

[PAUSA]

Need a home tutor? Visit smiletutor.sg

13 El restaurante es famoso por: *(indica **1** respuesta)*



[1]

14 Desde el balcón del restaurante puedes ver: *(indica **1** respuesta)*

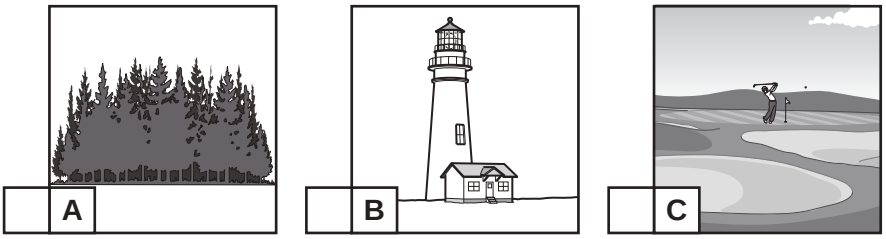

[1]

15 El parque está cerrado todos los …… .

[1]

[Total: 7]

Need a home tutor? Visit smiletutor.sg

Sección 2

Ejercicio 1 Pregunta 16

Vas a oír la opinión de cuatro jóvenes sobre los idiomas extranjeros. Escucha lo que dicen con atención y escribe una X en la casilla si la afirmación es **Verdad**.

Hay que marcar **solo 6** casillas (XXXXXX).

Vas a oír lo que dicen dos veces, pero antes tienes unos segundos para leer las afirmaciones.

Julia	**VERDAD**
(a) Julia habla tres idiomas distintos.	☐
(b) Julia encuentra traducir difícil.	☐
(c) Julia quiere aprender más idiomas.	☐
Ramón	
(d) Ramón disfruta aprendiendo idiomas.	☐
(e) Ramón va a clases de inglés.	☐
(f) A Ramón le gustaría vivir en otro país.	☐
Estefanía	
(g) Estefanía tiene un buen empleo.	☐
(h) Para Estefanía, hablar español es suficiente.	☐
(i) Estefanía quiere viajar al extranjero.	☐
Manuel	
(j) Manuel está en la universidad.	☐
(k) A Manuel le interesa el comercio.	☐
(l) Para Manuel, aprender chino es fácil.	☐

[Total: 6]

Need a home tutor? Visit smiletutor.sg

© UCLES 2017

Ejercicio 2 Preguntas 17–25

Vas a oír una entrevista con Felipe, un profesor que cuenta cómo organizó un proyecto con estudiantes en la India. Escúchala con atención y contesta a las preguntas. Habrá una pausa durante la entrevista.

Primera parte: Preguntas 17 a 21. En cada frase hay algo que no corresponde a lo que se dice en la entrevista. Escucha la entrevista y escribe la palabra correcta **en español**.

Vas a oír la primera parte de la entrevista dos veces, pero antes tienes unos segundos para leer las preguntas 17 a 21.

17 Felipe enseña ~~**deportes**~~ en el colegio. .....[1]

18 Los libros decían ~~**demasiado**~~ sobre la India. .....[1]

19 Un ~~**hermano**~~ de Felipe trabajaba como voluntario. .....[1]

20 Felipe llamaba a Juan usando el ~~**móvil**~~. .....[1]

21 Los estudiantes encontraban el proyecto ~~**divertido**~~. .....[1]

[PAUSA]

Segunda parte: Preguntas 22 a 25. Vas a oír la segunda parte de la entrevista dos veces. Escúchala y contesta a las preguntas **en español**. Tienes unos segundos para leer las preguntas.

22 Los alumnos de Felipe, ¿cómo pensaban que era el colegio de la India?

.....[1]

23 Sobre todo, ¿qué querían saber los alumnos de Felipe?

.....[1]

24 ¿Cómo hacen el viaje al colegio los chicos en la India?

.....[1]

25 Cuando hace calor, ¿dónde tienen las lecciones los chicos en la India?

.....[1]

[Total: 9]

Need a home tutor? Visit smiletutor.sg

Sección 3

Ejercicio 1 Preguntas 26–31

Vas a oír una entrevista con Mónica Valle, campeona de natación en España.

Escúchala con atención y contesta a las preguntas escribiendo una X en la casilla correcta.

Habrá una pausa durante la entrevista.

Vas a oír la entrevista dos veces, pero antes tienes unos segundos para leer las preguntas.

26 Mónica decidió que la natación sería su profesión cuando…

A		tenía siete años.
B		fue campeona de Europa.
C		ganó la competición española.
D		cumplió 20 años. [1]

27 Según Mónica, para ser buen deportista…

A		lo más importante es ser muy ambicioso.
B		necesitas tener mucha disciplina.
C		tienes que ser muy fuerte.
D		hay que aceptar perder con calma. [1]

28 Mónica piensa que tiene suerte porque…

A		recibe ayuda de su familia.
B		tiene bastante tiempo libre.
C		viaja a otros países.
D		recibe mucho dinero. [1]

[PAUSA]

Need a home tutor? Visit smiletutor.sg

29 Muchas personas no saben que Mónica…

A		trabaja con un equipo.
B		tiene una dieta vegetariana.
C		compite en otros deportes.
D		vive parte del año en Alemania. [1]

30 En el futuro, Mónica quiere…

A		participar en un programa de televisión.
B		entrenar a otros deportistas.
C		estudiar algo relacionado con el deporte.
D		trabajar en algo diferente. [1]

31 Mónica aconseja a los jóvenes deportistas…

A		elegir un deporte que realmente les guste.
B		no perder el tiempo con otros pasatiempos.
C		llevar ropa de marca.
D		no olvidar a la gente que los ama. [1]

[Total: 6]

Need a home tutor? Visit smiletutor.sg

Ejercicio 2 Preguntas 32–40

Vas a oír una entrevista con Esteban, un chico que habla sobre su proyecto “Juguetes para todos”.

Escúchala con atención y contesta a las preguntas **en español**.

Habrá dos pausas durante la entrevista.

Vas a oír la entrevista dos veces, pero antes tienes unos segundos para leer las preguntas.

32 ¿En qué hospital trabajan los jóvenes del proyecto “Juguetes para todos”?

.....[1]

33 ¿Qué quiere conseguir Esteban con su proyecto?

.....[1]

34 ¿Cuándo estuvo enfermo el hermano de Esteban?

.....[1]

35 Pocos días después de recibir sus regalos, ¿cómo estaban los niños?

.....[1]

[PAUSA]

36 ¿Por qué organizan los voluntarios actividades diferentes?

.....[1]

37 ¿Cuál es la actividad favorita de Esteban?

.....[1]

[PAUSA]

38 ¿Por qué es importante que los niños lean en el hospital?

.....[1]

39 ¿Quién da juguetes para el proyecto?

.....[1]

40 ¿Qué espera Esteban lograr con su entrevista?

.....[1]

[Total: 9]

Permission to reproduce items where third-party owned material protected by copyright is included has been sought and cleared where possible. Every reasonable effort has been made by the publisher (UCLES) to trace copyright holders, but if any items requiring clearance have unwittingly been included, the publisher will be pleased to make amends at the earliest possible opportunity.

To avoid the issue of disclosure of answer-related information to candidates, all copyright acknowledgements are reproduced online in the Cambridge International Examinations Copyright Acknowledgements Booklet. This is produced for each series of examinations and is freely available to download at www.cie.org.uk after the live examination series.

Cambridge International Examinations is part of the Cambridge Assessment Group. Cambridge Assessment is the brand name of University of Cambridge Local Examinations Syndicate (UCLES), which is itself a department of the University of Cambridge.

Need a home tutor? Visit smiletutor.sg

Cambridge International Examinations
Cambridge International General Certificate of Secondary Education

CANDIDATE NAME									
CENTRE NUMBER						CANDIDATE NUMBER				

1266085900 8

SPANISH **0530/21**

Paper 2 Reading **October/November 2017**

1 hour

Candidates answer on the Question Paper.

No Additional Materials are required.

READ THESE INSTRUCTIONS FIRST

Write your Centre number, candidate number and name in the spaces at the top of this page.
Write in dark blue or black pen.
Do not use staples, paper clips, glue or correction fluid.
DO **NOT** WRITE IN ANY BARCODES.

Answer **all** questions.

The number of marks is given in brackets [ ] at the end of each question or part question.

The syllabus is approved for use in England, Wales and Northern Ireland as a Cambridge International Level 1/Level 2 Certificate.

This document consists of **14** printed pages and **2** blank pages.

© UCLES 2017

Need a home tutor? Visit smiletutor.sg

BLANK PAGE

Need a home tutor? Visit smiletutor.sg

Sección 1

Ejercicio 1 Preguntas 1–5

Para cada pregunta indica tu respuesta escribiendo una X en la casilla correcta.

1 Tu amigo te manda un mensaje:

Voy a pescar.

¿Qué va a hacer tu amigo?

A	
B	
C	
D	

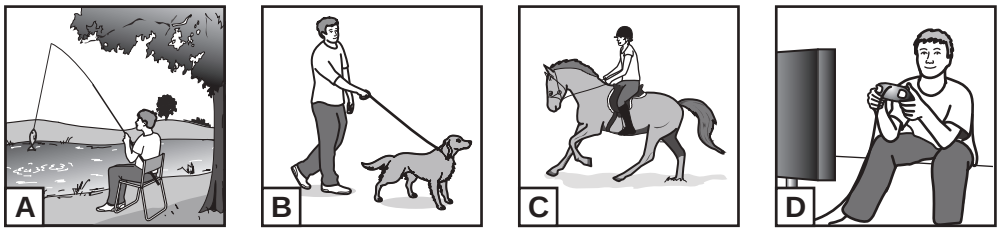

[1]

2 Lees en el periódico:

Hoy va a llover.

¿Qué necesitas llevar contigo hoy?

A	
B	
C	
D	

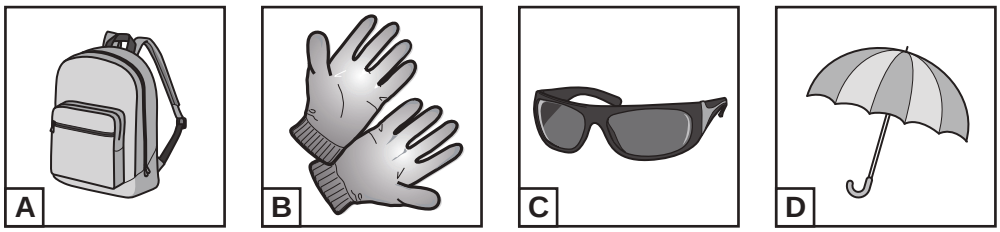

[1]

Need a home tutor? Visit smiletutor.sg

3 Ves esta información en Internet:

El primer autobús sale a las nueve menos cuarto.

¿A qué hora sale el primer autobús?

A	
B	
C	
D	



[1]

4 Tu amiga te manda un e-mail:

Voy a llegar en avión.

¿Dónde necesitas esperar a tu amiga?

A	
B	
C	
D	

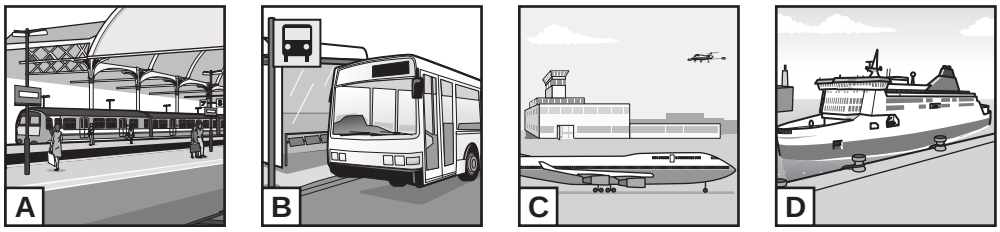

[1]

5 Tu prima te deja una nota:

¿Puedes comprar unas flores?

¿Qué tienes que comprar?

A	
B	
C	
D	



[1]

[Total: 5]

Need a home tutor? Visit smiletutor.sg

Ejercicio 2 Preguntas 6–10

Mira los dibujos.

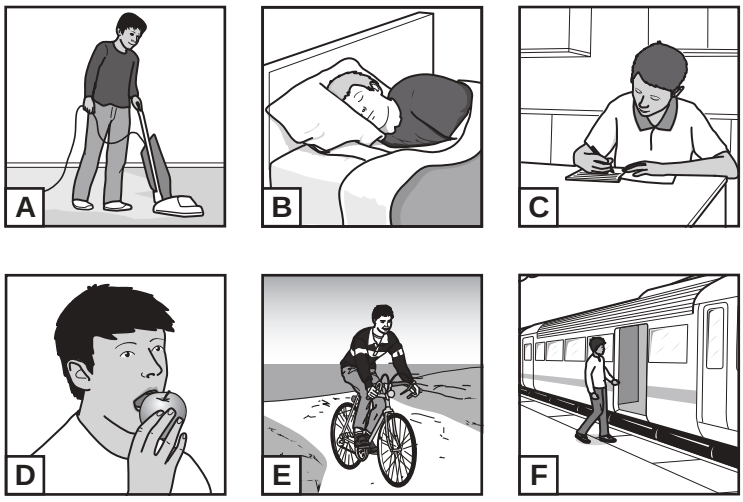

Indica tu respuesta, colocando A, B, C, D, E o F en la casilla que corresponda.

6 Juan: “Estoy escribiendo una carta.” ☐ [1]

7 Pedro: “Voy a comer fruta.” ☐ [1]

8 Diego: “Me gustaría hacer un viaje en tren.” ☐ [1]

9 Sergio: “Tengo que pasar la aspiradora.” ☐ [1]

10 Carlos: “Quiero dormir un poco.” ☐ [1]

[Total: 5]

Need a home tutor? Visit smiletutor.sg

Ejercicio 3 Preguntas 11–15

Lee este texto con atención. Para cada pregunta indica tu respuesta escribiendo una X en la casilla correcta.

Comentario personal: Mis hermanos

Nos habla **Raquel**…

En mi familia, con mis padres, somos seis. Tengo tres hermanos y yo soy la mayor. El menor se llama Javier y es el más deportista.

Tenemos un perro y a todos nos gusta. Los domingos lo bañamos en el jardín. El perro duerme en el garaje. Yo le doy comida dos veces al día. Mi padre pasea al perro en el parque. Al perro le gusta jugar con el balón de fútbol pero mis hermanos se enfadan porque a veces rompe el balón con los dientes.

11 Raquel tiene…

A		seis hermanos.
B		tres hermanos.
C		un hermano.

[1]

12 Javier es…

A		el más pequeño.
B		mayor que Raquel.
C		el que no practica deportes.

[1]

Need a home tutor? Visit smiletutor.sg

13 Lavan al perro en…

A		el cuarto de baño.
B		el garaje.
C		el jardín.

[1]

14 El perro va de paseo con…

A		Raquel.
B		el padre de Raquel.
C		toda la familia.

[1]

15 A veces el perro…

A		rompe un balón.
B		rompe las flores en el jardín.
C		rompe una ventana.

[1]

[Total: 5]

Need a home tutor? Visit smiletutor.sg

Sección 2

Ejercicio 1 Preguntas 16–20

Lee este anuncio.

Apartamentos de vacaciones

Los nuevos apartamentos tienen una sala de estar con una vista maravillosa de las montañas. Además todos tienen tres dormitorios. El aire acondicionado hace las noches más frescas.

El cuarto de baño, con ducha, está al lado de la cocina que tiene una nevera grande y muchos armarios.

Los apartamentos del último piso tienen una terraza grande donde la gente puede tomar el sol pero no hay piscina.

Se puede ir a la playa caminando porque queda a solo dos minutos de los apartamentos.

Abajo hay un jardín grande. Es una zona muy segura con árboles altos, lugares para sentarse y juegos para niños.

Completa cada frase con una palabra de la lista.

bastante	broncearse	cerca	comedor
enfrente	jugando	nadar	poco
salón	trabajando		

16 Hay vistas preciosas desde el ..... . [1]

17 La cocina está ..... del baño. [1]

18 En la terraza uno puede ..... . [1]

19 Se necesita ..... tiempo para llegar a la playa. [1]

20 Los niños pueden pasar tiempo ..... en el jardín. [1]

[Total: 5]

Need a home tutor? Visit smiletutor.sg

Dar la vuelta para el Ejercicio 2.

Need a home tutor? Visit smiletutor.sg

Ejercicio 2 Preguntas 21–30

Lee este e-mail y contesta a las preguntas **en español**.

¡Hola María!

Estoy de vacaciones con mi familia en esta ciudad maravillosa. Hace una semana que estoy aquí. Como ya sabes, quiero ser arquitecto y a mi padre le encantan los edificios modernos. Por eso los dos estamos visitando la parte nueva de la ciudad. En cambio, a mi madre y a mi hermana les gusta más la historia. Pasan todo el día en la parte antigua. Allí está la catedral; ¡es enorme!

Hace buen tiempo pero no demasiado calor así que es muy agradable caminar. La mayoría de los restaurantes tienen las mesas afuera y mientras estás cenando puedes escuchar a músicos por las calles que tocan la guitarra.

El único problema fue que mi hermana, Juana, se cayó en la calle y tuvo que ir al hospital. El hospital era muy moderno y, por suerte, no había mucha gente esperando.

Mañana pensamos dar un paseo en barco. Vamos a ir a una isla cercana porque además de un castillo muy antiguo, también hay una playa y se puede hacer buceo en el mar. Quiero ver los peces de colores que hay.

¡Lo estamos pasando fenomenal!

Miguel

Need a home tutor? Visit smiletutor.sg

21 ¿Cuánto tiempo hace que Miguel llegó a la ciudad?

.....[1]

22 ¿Qué hay en la parte nueva de la ciudad?

.....[1]

23 ¿Por qué la madre y la hermana de Miguel prefieren la parte antigua?

.....[1]

24 ¿Cómo es la catedral?

.....[1]

25 ¿Dónde ponen muchos restaurantes las mesas?

.....[1]

26 ¿A quiénes puedes escuchar cuando cenas?

.....[1]

27 ¿Por qué la hermana de Miguel tuvo que ir al hospital?

.....[1]

28 ¿Por qué la visita de Juana al hospital fue corta?

.....[1]

29 ¿Cuándo dará Miguel un paseo en barco?

.....[1]

30 ¿Para qué quiere hacer buceo Miguel?

.....[1]

[Total: 10]

Need a home tutor? Visit smiletutor.sg

Sección 3

Ejercicio 1 Preguntas 31–35

Lee este artículo e indica si las afirmaciones que siguen son verdaderas o falsas. **Si son FALSAS, escribe una frase en español para corregirlas.**

ATENCIÓN: hay 2 afirmaciones que son **VERDADERAS** y 3 afirmaciones que son **FALSAS**.

Actividades de verano

En el verano, como no tienen que ir al colegio, los niños están libres para disfrutar jugando con amigos. Sin embargo, el año pasado un grupo de jóvenes en el barrio de Santa Ana vio que después de unos días, los niños empezaban a aburrirse. Por eso el grupo decidió que para las vacaciones siguientes iba a hacer algo por esos niños y tuvo la idea de un programa de actividades entretenidas pero también para aprender algo. Una de los jóvenes, Elena, dijo: “Nos alegramos mucho porque al primer día asistieron casi 50 niños, ¡mucho más de lo que pensábamos!”

Los jóvenes organizaron actividades útiles. Cuando hacía buen tiempo, lo mejor era estar afuera todo el día. Una vez le dieron un par de guantes y una bolsa a cada niño para juntar la basura que había por todos lados, especialmente en los parques. Al mediodía los niños ya estaban cansados y tenían hambre. Era el momento de sacar los bocadillos que habían traído. Después de comer, hablaron sobre para qué servía lo que habían hecho y lo que querían hacer por la tarde.

Aunque era verano llovió varios días. El primer día de lluvia decidieron ir a la biblioteca local. Era increíble pero ninguno de los chicos la conocía aunque siempre habían vivido en ese barrio. Vieron que había libros de todo tipo y no solo cosas que tenían que estudiar en el colegio. Creían que todo iba a ser sobre temas serios y aburridos pero les gustó porque no fue así y muchos se llevaron libros prestados ese mismo día. También, algunos días eran “libres” y cada uno podía hacer lo que más le gustaba.

Need a home tutor? Visit smiletutor.sg

© UCLES 2017

Ejemplo:	**VERDADERO**	**FALSO**
Un grupo de padres vio que los niños se aburrían en el verano.		✗

Un grupo de jóvenes vio que los niños se aburrían en el verano.

		VERDADERO	**FALSO**
31	El primer día del programa los jóvenes se preocuparon porque vinieron muchos niños.		

.....

		VERDADERO	**FALSO**
32	Los parques del barrio estaban muy sucios.		

.....

		VERDADERO	**FALSO**
33	Mientras comían, todos juntos hacían planes para las actividades siguientes.		

.....

		VERDADERO	**FALSO**
34	Los niños del barrio ya eran miembros de la biblioteca.		

.....

		VERDADERO	**FALSO**
35	La biblioteca era distinta de lo que los niños esperaban.		

.....

[Total: 8]

Need a home tutor? Visit smiletutor.sg

Ejercicio 2 Preguntas 36–42

Lee este artículo y contesta a las preguntas **en español**.

El deporte: ¿diversión o competencia?

Soy Marcelo y el año pasado tuve un problema con mi equipo de fútbol. Estaba triste cuando el profesor del equipo del colegio se enfadaba después del partido. Me decía que no había jugado bien, y que no podía seguir la pelota porque no me entrenaba lo suficiente. Y mis compañeros lo apoyaban. El profesor también me recordaba que mis padres me tenían que llevar y traer del fútbol y que eso les tomaba mucho tiempo.

Me divierte jugar y correr y, sobre todo, me encanta cuando marco un gol de vez en cuando, pero tampoco me importa mucho perder. Cada fin de semana, iba a jugar pensando que oiría al profesor gritarme: “¡Muévete! ¡Corre! ¡Date prisa!” Finalmente, llegó el día en que ya no disfrutaba así que me dije que no iría más.

Cuando se lo conté a mi padre, me contestó que para él no era ningún trabajo llevarme al club en coche pero que si yo prefería, podía buscar otro lugar para jugar. Así podría jugar partidos sin preocuparme por ganar. Mi padre me dijo: “Estoy de acuerdo contigo en que ganar no es todo. En mi opinión, el equipo del colegio le daba poco valor a la amistad entre los jugadores.” Me quedé contento porque me di cuenta de que para mi padre lo importante era hacer deporte, porque era algo saludable. También debía divertirme y pasar tiempo con amigos.

Entonces buscamos un club de fútbol con nuestra actitud hacia la vida para poder practicar un deporte solo por diversión. Además, aunque a mí me gusta jugar, no voy a elegir el deporte como profesión. Ahora siento que realmente formo parte de un equipo en el que todos somos amigos y vamos al club para divertirnos. Estoy muy feliz con el cambio.

Need a home tutor? Visit smiletutor.sg

© UCLES 2017

36 ¿Cómo se sentía Marcelo cuando el profesor se enfadaba con él?

.....[1]

37 ¿Con quién estaban de acuerdo los otros jugadores del equipo?

.....[1]

38 Para Marcelo, ¿cuál es el mejor momento de un partido de fútbol?

.....[1]

39 ¿Cuándo Marcelo decidió dejar el equipo del colegio?

.....[1]

40 ¿Cuál fue la sugerencia del padre de Marcelo?

.....[1]

41 Para el padre de Marcelo, ¿qué error hacía el equipo del colegio?

.....[1]

42 ¿Por qué la decisión de Marcelo no afectará sus planes para el futuro?

.....[1]

[Total: 7]

Need a home tutor? Visit smiletutor.sg

© UCLES 2017

BLANK PAGE

Permission to reproduce items where third-party owned material protected by copyright is included has been sought and cleared where possible. Every reasonable effort has been made by the publisher (UCLES) to trace copyright holders, but if any items requiring clearance have unwittingly been included, the publisher will be pleased to make amends at the earliest possible opportunity.

To avoid the issue of disclosure of answer-related information to candidates, all copyright acknowledgements are reproduced online in the Cambridge International Examinations Copyright Acknowledgements Booklet. This is produced for each series of examinations and is freely available to download at www.cie.org.uk after the live examination series.

Cambridge International Examinations is part of the Cambridge Assessment Group. Cambridge Assessment is the brand name of University of Cambridge Local Examinations Syndicate (UCLES), which is itself a department of the University of Cambridge.

Need a home tutor? Visit smiletutor.sg

Cambridge International Examinations
Cambridge International General Certificate of Secondary Education

CANDIDATE NAME									
CENTRE NUMBER						CANDIDATE NUMBER				

9222278743 3

SPANISH **0530/22**

Paper 2 Reading **October/November 2017**

1 hour

Candidates answer on the Question Paper.

No Additional Materials are required.

READ THESE INSTRUCTIONS FIRST

Write your Centre number, candidate number and name in the spaces at the top of this page.
Write in dark blue or black pen.
Do not use staples, paper clips, glue or correction fluid.
DO **NOT** WRITE IN ANY BARCODES.

Answer **all** questions.

The number of marks is given in brackets [ ] at the end of each question or part question.

The syllabus is approved for use in England, Wales and Northern Ireland as a Cambridge International Level 1/Level 2 Certificate.

This document consists of **14** printed pages and **2** blank pages.

DC (LK/FD) 132879/1
© UCLES 2017

CAMBRIDGE International Examinations

[Turn over

Need a home tutor? Visit smiletutor.sg

BLANK PAGE

Need a home tutor? Visit smiletutor.sg

© UCLES 2017

Sección 1

Ejercicio 1 Preguntas 1–5

Para cada pregunta indica tu respuesta escribiendo una X en la casilla correcta.

1 Tu amigo te manda un mensaje:

Voy a pasear al perro.

¿Qué va a hacer tu amigo?

A	
B	
C	
D	





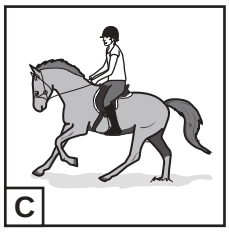



[1]

2 Lees en el periódico:

Hoy va a hacer frío.

¿Qué necesitas llevar contigo hoy?

A	
B	
C	
D	

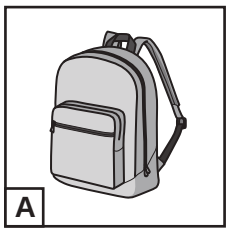

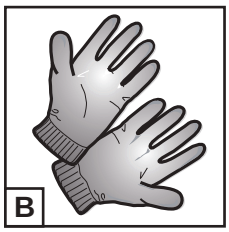

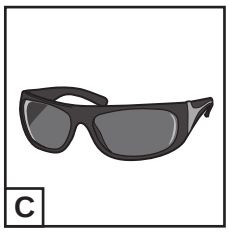



[1]

Need a home tutor? Visit smiletutor.sg

3 Ves esta información en Internet:

El primer autobús sale a las nueve y cuarto.

¿A qué hora sale el primer autobús?

A	
B	
C	
D	



[1]

4 Tu amiga te manda un e-mail:

Voy a llegar en barco.

¿Dónde necesitas esperar a tu amiga?

A	
B	
C	
D	

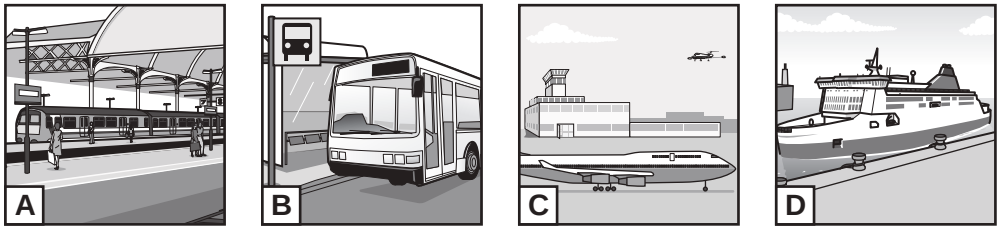

[1]

5 Tu prima te deja una nota:

¿Puedes comprar unos libros?

¿Qué tienes que comprar?

A	
B	
C	
D	



[1]

[Total: 5]

Need a home tutor? Visit smiletutor.sg

Ejercicio 2 Preguntas 6–10

Mira los dibujos.

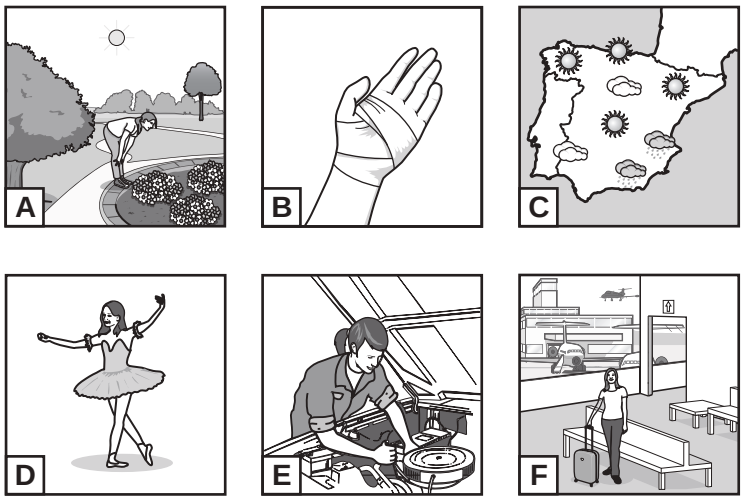

Indica tu respuesta, colocando A, B, C, D, E o F en la casilla que corresponda.

6 Elena: “Me duele la mano.” ☐ [1]

7 Federica: “Me gusta viajar a otros países.” ☐ [1]

8 Juana: “Me encanta la naturaleza.” ☐ [1]

9 Miguelina: “Quiero saber qué tiempo hará mañana.” ☐ [1]

10 Nadia: “Amo el baile clásico.” ☐ [1]

[Total: 5]

Need a home tutor? Visit smiletutor.sg

Ejercicio 3 Preguntas 11–15

Lee este texto con atención. Para cada pregunta indica tu respuesta escribiendo una X en la casilla correcta.

Comentario personal: Mi vida en el campo

Nos habla **María Luisa**…

Soy una persona muy tranquila así que para mí el pueblo donde vivo es perfecto. Nací aquí y mis padres llevan muchos años aquí. Antes vivían en la ciudad pero después de casarse vinieron a vivir al pueblo.

Me encanta la vida aquí. Siempre hay algo que hacer y por eso me divierto mucho. Los fines de semana mis amigos y yo vamos al río donde nos sentamos a charlar. Mis tíos viven en la ciudad y vamos a verlos durante las vacaciones pero no me gusta quedarme con ellos. Preferiría ir al mar.

11 María Luisa es…

A		perezosa.
B		nerviosa.
C		tranquila.

[1]

12 Antes, los padres de María Luisa vivían…

A		en el pueblo.
B		en la ciudad.
C		en el extranjero.

[1]

Need a home tutor? Visit smiletutor.sg

13 En el pueblo, María Luisa…

A	☐	lo pasa regular.
B	☐	lo pasa bien.
C	☐	lo pasa mal.

[1]

14 María Luisa y sus amigos van al río…

A	☐	a pescar.
B	☐	a hablar.
C	☐	a nadar.

[1]

15 Durante las vacaciones María Luisa preferiría…

A	☐	ir a la costa.
B	☐	quedarse en el pueblo.
C	☐	visitar a sus tíos.

[1]

[Total: 5]

Need a home tutor? Visit smiletutor.sg

© UCLES 2017

[Turn over

Sección 2

Ejercicio 1 Preguntas 16–20

Lee este anuncio.

Cursos de verano

Aquí te ofrecemos una gran variedad de cursos para el verano:

Recetas: Prepara platos típicos como los hacía la abuela, en el ambiente tradicional de un restaurante de la región.

Gimnasia: Ponte en forma haciendo ejercicios todos los días. Atención: las clases de gimnasia son únicamente para mayores de 21 años.

Música: Aprende a tocar la guitarra y a cantar los éxitos de tus grupos favoritos.

Jardín: Planta flores para hacer tu jardín más atractivo y aprende a cultivar verduras de todos tipos.

Hogar: Tu casa puede ser como la de las estrellas de cine. Puedes tener la casa de tus sueños utilizando métodos que son baratos y poco complicados.

Completa cada frase con una palabra de la lista.

adultos	aprenden	bonito	caros
cocinar	escriben	lavar	limpio
sencillos	todos		

16 Se pueden ..... platos en un restaurante. [1]

17 Las clases de gimnasia son para ..... . [1]

18 En los cursos de música se ..... canciones. [1]

19 Si vienes a la clase, tu jardín podrá ser más ..... . [1]

20 Se describen proyectos ..... para mejorar tu casa. [1]

[Total: 5]

Need a home tutor? Visit smiletutor.sg

Dar la vuelta para el Ejercicio 2.

Need a home tutor? Visit smiletutor.sg

Ejercicio 2 Preguntas 21–30

Lee este e-mail de Daniel y la respuesta de Juan y contesta a las preguntas **en español**.

Hola Juan:

¿Qué tal? Bueno, ¡tengo mucho que contarte!

Cuando empezó el verano mis padres me mandaron a casa de mis abuelos. Al principio estaba bastante aburrido hasta que un día mi abuela me enseñó una colección de fotos de los años 60, de cuando ella y mi abuelo eran jóvenes.

Después subimos al ático donde mi abuela tenía todo guardado: discos, fotos, ropa… ¡Era increíble! Además mi abuelo aún tenía su moto de la época en el garaje.

Nunca creí que la música y la ropa de los años 60 serían tan interesantes. Como mis abuelos vieron que yo estaba encantado, me regalaron todo. ¡No me lo pude creer! El problema es que ahora no sé qué hacer con tantas cosas.

Tu amigo,
Daniel

Hola Daniel:

¡Eso es fantástico! ¿Por qué no abres una tienda de discos dedicada a los años 60? Hay muchas personas a las que les interesa esa época porque la música es buenísima. También podrías organizar fiestas con la música. Primero tienes que hacer un plan. Yo te puedo ayudar. Te voy a ver el fin de semana que viene, ¿vale?

Un abrazo,
Juan

Need a home tutor? Visit smiletutor.sg

© UCLES 2017

21 ¿Cuándo fue Daniel a casa de sus abuelos?

.....[1]

22 ¿Cómo lo pasó Daniel al principio?

.....[1]

23 ¿Qué fue lo primero que la abuela le mostró a Daniel?

.....[1]

24 ¿Qué tenía todavía el abuelo?

.....[1]

25 ¿Por qué los abuelos le dieron todo a Daniel?

.....[1]

26 ¿Qué piensa Juan de lo que Daniel le ha contado?

.....[1]

27 Según Juan, ¿qué tipo de tienda puede abrir Daniel?

.....[1]

28 Además de abrir una tienda, ¿qué otra cosa podría hacer Daniel?

.....[1]

29 Según Juan, ¿qué tiene que hacer Daniel primero?

.....[1]

30 ¿Cuándo se van a ver Daniel y Juan?

.....[1]

[Total: 10]

Need a home tutor? Visit smiletutor.sg

Sección 3

Ejercicio 1 Preguntas 31–35

Lee este artículo e indica si las afirmaciones que siguen son verdaderas o falsas. **Si son FALSAS, escribe una frase en español para corregirlas.**

ATENCIÓN: hay 2 afirmaciones que son **VERDADERAS** y 3 afirmaciones que son **FALSAS**.

Hoy entrevistamos a la modelo española Carolina Muñoz, que desde hace seis meses vive en un apartamento en Nueva York.

Carolina, ¿por qué has elegido vivir en Nueva York?
Tengo un amigo que vive aquí y me invitó a pasar unas vacaciones en su casa. La verdad es que me encantó. Antes yo vivía en Los Ángeles; claro que las cosas aquí en Nueva York son muy diferentes. Por ejemplo, hace mucho más frío durante el invierno; me ha costado mucho acostumbrarme al clima. También los apartamentos en Nueva York no son grandes y me parece que el espacio es muy reducido.

Cuéntanos un poco sobre cómo empezaste tu carrera de modelo.
He tenido suerte porque conocía bien el mundo de los modelos. Mi madre también era modelo; comenzó su carrera a los 19 años y yo trabajé siempre con ella. Desde pequeña aparecía con ella en fotos en las revistas; fue una cosa muy natural para mí.

Y ¿qué piensas de tu carrera hasta ahora?
Bueno, ser modelo es algo increíble porque puedo viajar por el mundo. Sin embargo, pienso que empezar tan joven fue muy difícil porque tuve que pasar una gran parte de mi vida en aeropuertos. Así me quedó poco tiempo para jugar con los amigos o hacer otros pasatiempos.

Y ¿qué planes tienes para el futuro?
Pues, siempre quise trabajar en cine y ahora me han propuesto actuar en una película. Tengo muchas ganas porque soy una persona inteligente y actuar es un trabajo exigente. Sin embargo, ser modelo seguirá siendo mi actividad principal. Tengo amigos maravillosos en ese mundo y no los quiero perder.

Gracias por la entrevista, Carolina. Mucha suerte.

Need a home tutor? Visit smiletutor.sg

© UCLES 2017

Ejemplo:	**VERDADERO**	**FALSO**
Carolina Muñoz llegó a Nueva York el mes pasado.		X

Carolina Muñoz llegó a Nueva York hace seis meses.

		VERDADERO	**FALSO**
31	Carolina fue a Nueva York por una oferta de trabajo.		

.....

		VERDADERO	**FALSO**
32	Para Carolina fue difícil acostumbrarse a las temperaturas bajas de Nueva York.		

.....

		VERDADERO	**FALSO**
33	Carolina empezó a trabajar de modelo a la edad de 19 años.		

.....

		VERDADERO	**FALSO**
34	Viajar mucho cuando era joven tenía desventajas para Carolina.		

.....

		VERDADERO	**FALSO**
35	Carolina piensa que ser actriz será más fácil.		

.....

[Total: 8]

Need a home tutor? Visit smiletutor.sg

Ejercicio 2 Preguntas 36–42

Lee este artículo y contesta a las preguntas **en español**.

Pontevedra: la ciudad del futuro

La ciudad de Pontevedra, en Venezuela, debido a la energía y las nuevas ideas de su alcalde, ya lleva el nombre de “ciudad del futuro”. El alcalde, Felipe Delgado, nos explica: “Siempre estamos pensando en nuestro futuro. Neveras que puedan enviar al supermercado la lista de la compra es solo uno de los cambios que se podrían ver en los próximos 10 o 20 años. Claro que por un lado, la gente quiere tener la más moderna tecnología. Por otro, quiere disfrutar de la vida de un pueblo pero viviendo en la ciudad, y eso no es fácil de conseguir. Nunca estamos satisfechos.”

El alcalde continúa, explicando el tema del transporte: “Todas las ciudades tienen problemas con atascos, ruido y contaminación. Por eso aquí en Pontevedra la gente está viajando de otra manera, compartiendo el coche. El futuro no está en ciudades sin coches sino en transporte poco ruidoso y limpio.”

Continúa Felipe: “Mi idea es tener una carretera inteligente controlada por ordenadores con coches que se conduzcan solos, sin conductor. Sin embargo, los ingenieros calculan que los coches sin conductor tardarán muchos años en llegar a nuestras calles.”

“También en todas las ciudades es esencial reducir la cantidad de comida que se transporta. Por eso en Pontevedra hemos empezado a cultivar la comida que necesitamos. En todas las ciudades hay zonas verdes. Aquí en Pontevedra hemos plantado tomates en lugar de flores en estas zonas verdes. Es muy lindo ver cómo todos se sirven libremente,” explica Felipe.

Por último, Felipe dice: “Contamos ya con una red de 30 jardines urbanos donde grupos de vecinos cultivan legumbres. Queremos tener más pero, como somos muchos, a menudo los vecinos tenemos dificultades para ponernos de acuerdo. De todas maneras muchas personas ya comen platos con verduras cultivadas dentro de la ciudad.”

Need a home tutor? Visit smiletutor.sg

© UCLES 2017

36 Según Felipe, ¿qué podrán hacer las neveras en el futuro?

.....[1]

37 ¿Qué le falta a la gente en una ciudad con mucha tecnología?

.....[1]

38 ¿Qué manera ha encontrado la gente en Pontevedra para mejorar el problema del tráfico?

.....[1]

39 Según los ingenieros, ¿cuándo habrá coches sin conductor en Pontevedra?

.....[1]

40 ¿Para qué se ha comenzado a cultivar comida en Pontevedra?

.....[1]

41 ¿Dónde se pueden encontrar tomates en Pontevedra?

.....[1]

42 Según Felipe, ¿cuál es el problema que a veces tienen los vecinos?

.....[1]

[Total: 7]

Need a home tutor? Visit smiletutor.sg

BLANK PAGE

Permission to reproduce items where third-party owned material protected by copyright is included has been sought and cleared where possible. Every reasonable effort has been made by the publisher (UCLES) to trace copyright holders, but if any items requiring clearance have unwittingly been included, the publisher will be pleased to make amends at the earliest possible opportunity.

To avoid the issue of disclosure of answer-related information to candidates, all copyright acknowledgements are reproduced online in the Cambridge International Examinations Copyright Acknowledgements Booklet. This is produced for each series of examinations and is freely available to download at www.cie.org.uk after the live examination series.

Cambridge International Examinations is part of the Cambridge Assessment Group. Cambridge Assessment is the brand name of University of Cambridge Local Examinations Syndicate (UCLES), which is itself a department of the University of Cambridge.

Need a home tutor? Visit smiletutor.sg

Cambridge International Examinations
Cambridge International General Certificate of Secondary Education

CANDIDATE NAME									
CENTRE NUMBER						CANDIDATE NUMBER				

1951452242

SPANISH **0530/23**

Paper 2 Reading **October/November 2017**

1 hour

Candidates answer on the Question Paper.

No Additional Materials are required.

READ THESE INSTRUCTIONS FIRST

Write your Centre number, candidate number and name in the spaces at the top of this page.
Write in dark blue or black pen.
Do not use staples, paper clips, glue or correction fluid.
DO **NOT** WRITE IN ANY BARCODES.

Answer **all** questions.

The number of marks is given in brackets [ ] at the end of each question or part question.

The syllabus is approved for use in England, Wales and Northern Ireland as a Cambridge International Level 1/Level 2 Certificate.

This document consists of **14** printed pages and **2** blank pages.

DC (NF/FC) 132877/2
© UCLES 2017

CAMBRIDGE International Examinations

[Turn over

Need a home tutor? Visit smiletutor.sg

BLANK PAGE

Need a home tutor? Visit smiletutor.sg

© UCLES 2017

Sección 1

Ejercicio 1 Preguntas 1–5

Para cada pregunta indica tu respuesta escribiendo una X en la casilla correcta.

1 Tu amigo te manda un mensaje:

Voy a montar a caballo.

¿Qué va a hacer tu amigo?

A	
B	
C	
D	









[1]

2 Lees en el periódico:

Hoy va a hacer sol.

¿Qué necesitas llevar contigo hoy?

A	
B	
C	
D	

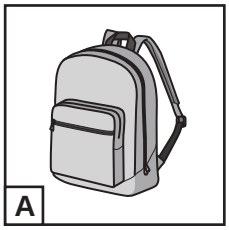

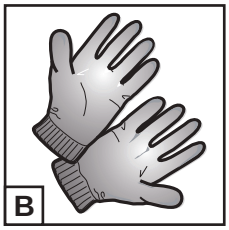

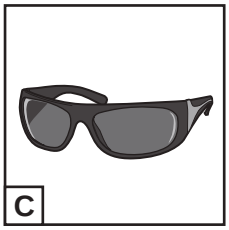



[1]

Need a home tutor? Visit smiletutor.sg

3 Ves esta información en Internet:

El primer autobús sale a las diez menos cuarto.

¿A qué hora sale el primer autobús?

A	
B	
C	
D	



[1]

4 Tu amiga te manda un e-mail:

Voy a llegar en tren.

¿Dónde necesitas esperar a tu amiga?

A	
B	
C	
D	

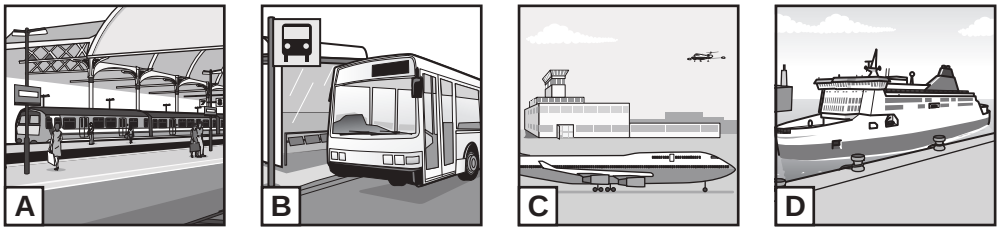

[1]

5 Tu prima te deja una nota:

¿Puedes comprar unos pasteles?

¿Qué tienes que comprar?

A	
B	
C	
D	



[1]

[Total: 5]

Need a home tutor? Visit smiletutor.sg

Ejercicio 2 Preguntas 6–10

Mira los dibujos.



Indica tu respuesta, colocando A, B, C, D, E o F en la casilla que corresponda.

6 Marta: “Me duele el brazo.” [1]

7 Nadia: “Quiero leer una revista.” [1]

8 Adela: “Esta tarde voy a jugar al fútbol con mi equipo.” [1]

9 Isabel: “Necesito reservar una mesa.” [1]

10 Teresa: “Mi clase favorita es historia.” [1]

[Total: 5]

Need a home tutor? Visit smiletutor.sg

Ejercicio 3 Preguntas 11–15

Lee este texto con atención. Para cada pregunta indica tu respuesta escribiendo una X en la casilla correcta.

Comentario personal: Las vacaciones de verano

Nos habla **Samuel**…

Este verano mis padres quieren pasar unas semanas en la montaña. Mis hermanos están encantados pero yo prefiero la playa. Mis padres dicen que en la montaña el aire es más sano. Sin embargo, con frecuencia hace frío y llueve allí. ¡Es horrible!

Como no nos gusta hacer camping, este fin de semana vamos a quedarnos en un apartamento en la playa con mis tíos. Voy a broncearme y lo vamos a pasar genial. Pienso que, después de este fin de semana, mis padres decidirán ir a la costa el año que viene.

11 Este año los padres de Samuel quieren ir de vacaciones…

A		a la montaña.
B		a la costa.
C		a la ciudad.

[1]

12 Los hermanos de Samuel están…

A		nerviosos.
B		contentos.
C		tristes.

[1]

Need a home tutor? Visit smiletutor.sg

13 De la zona adonde quieren ir sus padres, a Samuel no le gusta…

A		el aire.
B		el alojamiento.
C		el clima.

[1]

14 Este fin de semana Samuel va a ir a…

A		un camping.
B		un hotel.
C		un apartamento.

[1]

15 En la playa Samuel va a…

A		hacer vela.
B		tomar el sol.
C		pasear.

[1]

[Total: 5]

Need a home tutor? Visit smiletutor.sg

Sección 2

Ejercicio 1 Preguntas 16–20

Lee este anuncio.

Se busca dependiente

- Tenemos un trabajo para un dependiente en nuestra zapatería que se encuentra en el centro de la ciudad.
- Nos gustaría emplear a una persona de entre 18 y 25 años.
- El nuevo empleado debe servir a los clientes, contestar el teléfono y responder a los mensajes electrónicos que recibimos todo el tiempo.
- El horario de trabajo es de lunes a viernes de 9.30 a 13.30 y de 17.00 a 20.00. Los sábados a partir de las 13.00 y los domingos estamos cerrados.
- Si está interesado, por favor envíe una carta antes del 12 de junio. En su carta debe incluir una foto e información sobre su último empleo.

Completa cada frase con una palabra de la lista.

abre	cierra	discos	escribir
frecuentemente	guapo	joven	llamar
raramente	zapatos		

16 En la tienda se venden ..... . [1]

17 Prefieren emplear a alguien ..... . [1]

18 Reciben mensajes electrónicos ..... . [1]

19 Los sábados por la tarde la tienda ..... . [1]

20 Las personas interesadas tienen que ..... a la tienda. [1]

[Total: 5]

Need a home tutor? Visit smiletutor.sg

Dar la vuelta para el Ejercicio 2.

Need a home tutor? Visit smiletutor.sg

Ejercicio 2 Preguntas 21–30

Lee este e-mail y contesta a las preguntas **en español**.

Querida Cristina:

Llegué hace dos días a Australia, muy cansada y con dos maletas enormes. En el avión, las azafatas fueron muy amables, ofreciéndome comida y diferentes bebidas. Cuando no dormía, escuchaba música. Por eso no me aburría en absoluto.

Durante el viaje conocí a una chica española que también está viajando por el mundo antes de empezar a estudiar en la universidad. Se llama Lola y es muy simpática. Me dijo que estaba muy emocionada porque por fin iba a ver a unos parientes que nunca había visitado. Parece que a Lola le da miedo viajar en avión. No sé cómo lo aguantó porque el viaje es tan largo.

Cuando Lola vuelva a España va a estudiar turismo como yo en la universidad de mi ciudad. ¡Qué casualidad! Me ha dado su dirección de correo electrónico y vamos a escribirnos mensajes; vamos a quedar para salir.

En Australia me alojo en una casa con una familia: los padres y tres hijos adolescentes. Estaré con ellos durante dos semanas y luego viajaré a la capital para ver los monumentos. Pero lo que más quiero hacer antes de dejar Australia es ir a una reserva de animales salvajes.

Estefanía

Need a home tutor? Visit smiletutor.sg

21 ¿Cuándo llegó Estefanía a Australia?

..... [1]

22 ¿Cómo fueron las azafatas?

..... [1]

23 ¿Por qué no se aburría Estefanía durante el vuelo?

..... [1]

24 ¿Cómo es la chica española que conoció Estefanía en el avión?

..... [1]

25 ¿Por qué estaba Lola tan emocionada por visitar Australia?

..... [1]

26 ¿De qué tiene miedo Lola?

..... [1]

27 ¿Qué van a estudiar Lola y Estefanía?

..... [1]

28 ¿Cuánto tiempo se alojará Estefanía en la casa con la familia?

..... [1]

29 ¿Por qué va a viajar Estefanía a la capital?

..... [1]

30 Sobre todo, ¿qué desea visitar Estefanía en Australia?

..... [1]

[Total: 10]

Need a home tutor? Visit smiletutor.sg

Sección 3

Ejercicio 1 Preguntas 31–35

Lee este artículo e indica si las afirmaciones que siguen son verdaderas o falsas. **Si son FALSAS, escribe una frase en español para corregirlas.**

ATENCIÓN: hay 2 afirmaciones que son **VERDADERAS** y 3 afirmaciones que son **FALSAS**.

Cine español

El director de cine Rubén de la Maza se ha hecho famoso en el mundo gracias a su última película 'Hogar dulce hogar'. Esta película apareció por primera vez en noviembre en los cines de España, y en el resto de Europa en diciembre. Ahora también está en las pantallas de Latinoamérica, a causa de su éxito.

Rubén, ¿por qué decidiste trabajar en el mundo del cine?
Por las películas que vi de pequeño. Mi padre y yo íbamos al cine todos los domingos por la mañana, lo que me gustaba muchísimo. Cuando estaba en la universidad, mi afición por el cine continuó y veía las películas del momento regularmente con mis amigos. Desde entonces, dirigir películas siempre fue mi sueño.

¿Qué te parece la vida de director?
Me gusta mucho. Dirigir películas es mi pasión, aunque a veces es difícil. Tengo dos hijos pequeños y me gustaría pasar más tiempo con ellos. Me siento triste cuando no veo a mis hijos con frecuencia. Además mi mujer a veces se enfada porque estoy tanto tiempo fuera de casa.

Empezaste dirigiendo películas cortas. ¿Por qué películas largas ahora?
Bueno, es algo que he querido hacer toda mi vida, y finalmente lo he conseguido gracias al apoyo de mi mujer que siempre tiene confianza en mis ideas. He necesitado tres años para tener la película 'Hogar dulce hogar' en los cines.

¿De qué trata esta película?
Pues, de una familia que se va a vivir a otra parte del país. Compran una casa aislada en un pueblo muy diferente. Al principio, encuentran difícil su nueva vida, pero lo que quería mostrar es que, a pesar de las dificultades, con el tiempo todo mejora. Es una película de comedia pero también hay un poco de drama.

Need a home tutor? Visit smiletutor.sg

Ejemplo:	**VERDADERO**	**FALSO**
Rubén es poco conocido fuera de España.		✘

Rubén se ha hecho famoso en el mundo.

.....

		VERDADERO	**FALSO**
31	La película 'Hogar dulce hogar' salió primero en América del Sur.		

.....

		VERDADERO	**FALSO**
32	De niño, Rubén iba regularmente al cine con su padre.		

.....

		VERDADERO	**FALSO**
33	A Rubén le da igual pasar poco tiempo con sus hijos.		

.....

		VERDADERO	**FALSO**
34	La mujer de Rubén le animó cuando hacía su primera película larga.		

.....

		VERDADERO	**FALSO**
35	La familia de la película se acostumbra rápidamente a su nueva vida.		

.....

[Total: 8]

Need a home tutor? Visit smiletutor.sg

Ejercicio 2 Preguntas 36–42

Lee este artículo y contesta a las preguntas **en español**.

Recetas para conseguir una buena salud

En la actualidad, la buena dieta es un tema muy importante que preocupa a todos. Al principio de su carrera profesional la española Sonia Rodríguez presentaba programas de televisión pero ahora es una cocinera conocida por todo el mundo.

Antes, Sonia siempre comía comida rápida porque siempre estaba corriendo de una reunión a otra. Después del nacimiento de su hija, su vida cambió de dirección porque se dio cuenta de la importancia de comer bien. Sonia cuenta: “Cuando nació mi hija, Alexia, pasaba mucho tiempo pensando en los ingredientes que debía usar para su comida y en cómo cocinarlos de una manera sana.” Entonces Sonia fue a una escuela de cocina y dice que fue allí donde aprendió cómo cocinar mejor.

Durante los últimos años, Sonia ha escrito varios libros de recetas de cocina y ahora también escribe un blog. “Tengo muchos seguidores,” dice Sonia con alegría. “En mi blog, pongo recetas que me gustan y mucha gente me hace preguntas queriendo saber cuáles son los mejores ingredientes. Por supuesto, nunca me olvido del sabor: la comida tiene que ser deliciosa. Sin embargo, les digo que lo mejor para el cuerpo son los productos frescos y naturales cocinados durante poco tiempo.”

Hablando de sus planes futuros, Sonia dice: “Este verano voy a abrir una escuela donde enseñaré nuevos métodos a cocineros de alto nivel. Y para padres a quienes les falta tiempo para cocinar, voy a empezar un servicio de platos preparados para llevar a casa. Habrá platos principales – vegetarianos y de carne – y postres. Soy muy feliz, y no echo de menos mi vida en la televisión para nada.”

Need a home tutor? Visit smiletutor.sg

© UCLES 2017

36 ¿Qué trabajo hacía Sonia antes de hacerse cocinera?

..... [1]

37 ¿Cuándo comenzó Sonia a ver la alimentación como algo tan importante?

..... [1]

38 ¿Qué hizo Sonia para hacerse una mejor cocinera?

..... [1]

39 ¿Cómo elige Sonia las recetas para su blog?

..... [1]

40 ¿Qué busca la gente que le pide consejo a Sonia?

..... [1]

41 Según Sonia, ¿cómo se deben cocinar los productos frescos?

..... [1]

42 En el futuro, ¿por qué podrá ser más fácil comer bien en familia?

..... [1]

[Total: 7]

Need a home tutor? Visit smiletutor.sg

BLANK PAGE

Permission to reproduce items where third-party owned material protected by copyright is included has been sought and cleared where possible. Every reasonable effort has been made by the publisher (UCLES) to trace copyright holders, but if any items requiring clearance have unwittingly been included, the publisher will be pleased to make amends at the earliest possible opportunity.

To avoid the issue of disclosure of answer-related information to candidates, all copyright acknowledgements are reproduced online in the Cambridge International Examinations Copyright Acknowledgements Booklet. This is produced for each series of examinations and is freely available to download at www.cie.org.uk after the live examination series.

Cambridge International Examinations is part of the Cambridge Assessment Group. Cambridge Assessment is the brand name of University of Cambridge Local Examinations Syndicate (UCLES), which is itself a department of the University of Cambridge.

Need a home tutor? Visit smiletutor.sg

Cambridge International Examinations
Cambridge International General Certificate of Secondary Education

CANDIDATE NAME									
CENTRE NUMBER						CANDIDATE NUMBER				

0747487059

SPANISH **0530/41**

Paper 4 Writing **October/November 2017**

1 hour

Candidates answer on the Question Paper.

No Additional Materials are required.

READ THESE INSTRUCTIONS FIRST

Write your Centre number, candidate number and name in the spaces at the top of this page.
Write in dark blue or black pen.
Do not use staples, paper clips, glue or correction fluid.
DO **NOT** WRITE IN ANY BARCODES.

Answer **three** questions: Question **1**, Question **2 and** Question **3(a) or** Question **3(b) or** Question **3(c)**.

The number of marks is given in brackets [ ] at the end of each question or part question.

The syllabus is approved for use in England, Wales and Northern Ireland as a Cambridge International Level 1/Level 2 Certificate.

This document consists of **6** printed pages and **2** blank pages.

DC (LK/SG) 125561/2
© UCLES 2017

Need a home tutor? Visit smiletutor.sg

BLANK PAGE

Need a home tutor? Visit smiletutor.sg

Sección 1

1 Estás en la sala de estar.

Haz una lista **en español** de **8** cosas que hay en la sala de estar.



Ejemplo:





Ejemplo: Lámpara



1 _____

2 _____

3 _____

4 _____

5 _____

6 _____

7 _____

8 _____







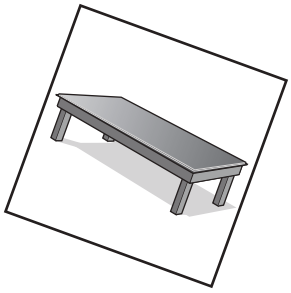





[Total: 5]

Need a home tutor? Visit smiletutor.sg

2 El cine

- ¿Cuándo **y** con quién vas al cine?
- ¿Qué tipo de película prefieres ver? ¿Por qué?
- Describe a tu actor/actriz favorito/a.
- ¿Te gustaría ser actor/actriz en el futuro? ¿Por qué?

Debes escribir entre 80 y 90 palabras **en español**.

.....

.....

.....

.....

.....

.....

.....

.....

.....

.....

.....

.....

.....

.....

[Total: 15]

Need a home tutor? Visit smiletutor.sg

Dar la vuelta para la Sección 2.

Need a home tutor? Visit smiletutor.sg

Sección 2

3 Elige **uno** de estos temas.

Debes escribir entre 130 y 140 palabras en español.

(a) Pasaste las vacaciones en casa de tu amigo/amiga español(a).

Escribe un e-mail a este amigo/esta amiga.

- Da tu opinión sobre la casa de tu amigo/amiga.
- Durante tu visita, ¿cuáles fueron las actividades que más te gustaron?
- ¿Qué piensas de la vida en España?
- ¿Qué fue lo primero que hiciste al volver a casa?
- ¿Cuándo vas a visitar a tu amigo/amiga otra vez?

O

(b) Estás pasando un año en el extranjero.

Escribe un artículo sobre este tema.

- ¿Cómo es el país donde estás pasando el año?
- Describe las dificultades que tuviste en los primeros meses.
- ¿Qué hiciste para hacer nuevos amigos?
- ¿Qué es lo que más te gusta del nuevo país? Explica por qué.
- ¿En qué país te gustaría vivir en el futuro? ¿Por qué?

O

(c) "Ayer mis padres recibieron una carta de mi colegio. Mis padres no estaban contentos y querían hablar conmigo sobre el problema…"

Continúa la historia.

- ¿Cuál era el contenido de la carta?
- ¿Qué hicieron tus padres?
- ¿Cómo te sentiste? Explica por qué.
- ¿Qué vas a hacer tú para solucionar el problema?

Need a home tutor? Visit smiletutor.sg

ESCRIBE TU RESPUESTA A LA PREGUNTA 3 AQUÍ

[Total: 30]

Need a home tutor? Visit smiletutor.sg

© UCLES 2017

BLANK PAGE

Permission to reproduce items where third-party owned material protected by copyright is included has been sought and cleared where possible. Every reasonable effort has been made by the publisher (UCLES) to trace copyright holders, but if any items requiring clearance have unwittingly been included, the publisher will be pleased to make amends at the earliest possible opportunity.

To avoid the issue of disclosure of answer-related information to candidates, all copyright acknowledgements are reproduced online in the Cambridge International Examinations Copyright Acknowledgements Booklet. This is produced for each series of examinations and is freely available to download at www.cie.org.uk after the live examination series.

Cambridge International Examinations is part of the Cambridge Assessment Group. Cambridge Assessment is the brand name of University of Cambridge Local Examinations Syndicate (UCLES), which is itself a department of the University of Cambridge.

Need a home tutor? Visit smiletutor.sg

Cambridge International Examinations
Cambridge International General Certificate of Secondary Education

CANDIDATE NAME									
CENTRE NUMBER						CANDIDATE NUMBER				

2917528344

SPANISH **0530/42**

Paper 4 Writing **October/November 2017**

1 hour

Candidates answer on the Question Paper.

No Additional Materials are required.

READ THESE INSTRUCTIONS FIRST

Write your Centre number, candidate number and name in the spaces at the top of this page.
Write in dark blue or black pen.
Do not use staples, paper clips, glue or correction fluid.
DO **NOT** WRITE IN ANY BARCODES.

Answer **three** questions: Question **1**, Question **2 and** Question **3(a) or** Question **3(b) or** Question **3(c)**.

The number of marks is given in brackets [ ] at the end of each question or part question.

The syllabus is approved for use in England, Wales and Northern Ireland as a Cambridge International Level 1/Level 2 Certificate.

This document consists of **6** printed pages and **2** blank pages.

DC (NH/SW) 133368/1
© UCLES 2017

CAMBRIDGE International Examinations

[Turn over

Need a home tutor? Visit smiletutor.sg

BLANK PAGE

Need a home tutor? Visit smiletutor.sg

© UCLES 2017

Sección 1

1 Estás en la cocina.

Haz una lista **en español** de **8** cosas que hay en la cocina.

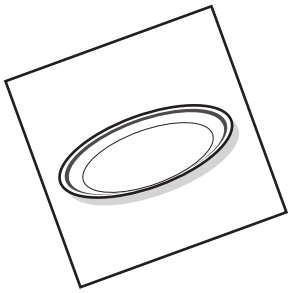

Ejemplo:





Ejemplo: Microondas

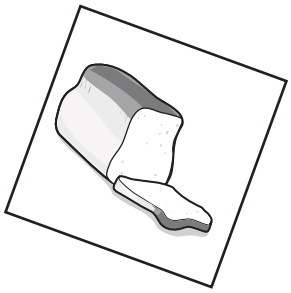

1 _____

2 _____

3 _____

4 _____

5 _____

6 _____

7 _____

8 _____













[Total: 5]

Need a home tutor? Visit smiletutor.sg

© UCLES 2017

[Turn over

2 ¿El campo o la ciudad?

- Describe la región donde vives.
- ¿Prefieres el campo o la ciudad? ¿Por qué?
- ¿Qué es lo malo de vivir en el campo?
- ¿En qué país te gustaría vivir en el futuro? ¿Por qué?

Debes escribir entre 80 y 90 palabras **en español**.

.....

.....

.....

.....

.....

.....

.....

.....

.....

.....

.....

.....

.....

.....

[Total: 15]

Need a home tutor? Visit smiletutor.sg

Dar la vuelta para la Sección 2.

Need a home tutor? Visit smiletutor.sg

Sección 2

3 Elige **uno** de estos temas.

Debes escribir entre 130 y 140 palabras en español.

(a) Eres miembro de un club en tu colegio.

Escribe un e-mail a tu amigo/amiga español(a).

- ¿Cuándo te hiciste miembro del club?
- La semana pasada, ¿en qué actividades del club participaste?
- ¿Cómo es el/la profesor(a) que organiza el club?
- ¿Recomendarías este club a tu amigo/amiga? ¿Por qué?
- ¿Por qué es importante el tiempo libre para los jóvenes?

O

(b) Los videojuegos

Escribe un artículo sobre este tema.

- ¿Cuántos años tenías cuando empezaste a jugar a los videojuegos?
- ¿Cuándo y con quién jugaste a un videojuego la última vez?
- ¿Cuánto dinero gastas en videojuegos?
- En tu opinión, ¿cuáles son las ventajas de este pasatiempo?
- ¿Qué piensan tus padres de los videojuegos?

O

(c) "Estaba viajando en el tren cuando me dormí y me pasé la parada…"



Continúa la historia.

- ¿Adónde ibas? Explica por qué.
- ¿Qué hiciste cuando te diste cuenta de tu error?
- ¿Cómo llegaste a tu destino?
- ¿Cómo te sentiste después de esta experiencia?

Need a home tutor? Visit smiletutor.sg

ESCRIBE TU RESPUESTA A LA PREGUNTA 3 AQUÍ

.....

.....

.....

.....

.....

.....

.....

.....

.....

.....

.....

.....

.....

.....

.....

.....

.....

.....

.....

.....

.....

.....

.....

.....

.....

[Total: 30]

Need a home tutor? Visit smiletutor.sg

© UCLES 2017

BLANK PAGE

Permission to reproduce items where third-party owned material protected by copyright is included has been sought and cleared where possible. Every reasonable effort has been made by the publisher (UCLES) to trace copyright holders, but if any items requiring clearance have unwittingly been included, the publisher will be pleased to make amends at the earliest possible opportunity.

To avoid the issue of disclosure of answer-related information to candidates, all copyright acknowledgements are reproduced online in the Cambridge International Examinations Copyright Acknowledgements Booklet. This is produced for each series of examinations and is freely available to download at www.cie.org.uk after the live examination series.

Cambridge International Examinations is part of the Cambridge Assessment Group. Cambridge Assessment is the brand name of University of Cambridge Local Examinations Syndicate (UCLES), which is itself a department of the University of Cambridge.

Need a home tutor? Visit smiletutor.sg

Cambridge International Examinations
Cambridge International General Certificate of Secondary Education

CANDIDATE NAME									
CENTRE NUMBER						CANDIDATE NUMBER				

9089406423 8

SPANISH **0530/43**

Paper 4 Writing **October/November 2017**

1 hour

Candidates answer on the Question Paper.

No Additional Materials are required.

READ THESE INSTRUCTIONS FIRST

Write your Centre number, candidate number and name in the spaces at the top of this page.
Write in dark blue or black pen.
Do not use staples, paper clips, glue or correction fluid.
DO **NOT** WRITE IN ANY BARCODES.

Answer **three** questions: Question **1**, Question **2 and** Question **3(a) or** Question **3(b) or** Question **3(c)**.

The number of marks is given in brackets [ ] at the end of each question or part question.

The syllabus is approved for use in England, Wales and Northern Ireland as a Cambridge International Level 1/Level 2 Certificate.

This document consists of **6** printed pages and **2** blank pages.

DC (LK/SW) 125562/2
© UCLES 2017

Need a home tutor? Visit smiletutor.sg

BLANK PAGE

Need a home tutor? Visit smiletutor.sg

Sección 1

1 Estás en la cocina.

Haz una lista **en español** de **8** cosas que hay en la cocina.

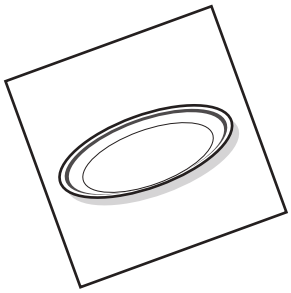

Ejemplo:





Ejemplo: Microondas

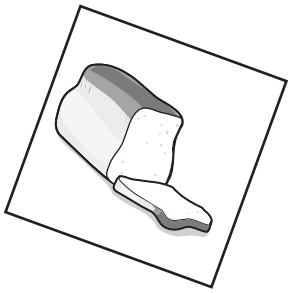



1 _____

2 _____

3 _____

4 _____

5 _____

6 _____

7 _____

8 _____











[Total: 5]

Need a home tutor? Visit smiletutor.sg

© UCLES 2017

[Turn over

2 ¿El campo o la ciudad?

- Describe la región donde vives.
- ¿Prefieres el campo o la ciudad? ¿Por qué?
- ¿Qué es lo malo de vivir en el campo?
- ¿En qué país te gustaría vivir en el futuro? ¿Por qué?

Debes escribir entre 80 y 90 palabras **en español**.

.....

.....

.....

.....

.....

.....

.....

.....

.....

.....

.....

.....

.....

.....

[Total: 15]

Need a home tutor? Visit smiletutor.sg

Dar la vuelta para la Sección 2.

Need a home tutor? Visit smiletutor.sg

Sección 2

3 Elige **uno** de estos temas.

Debes escribir entre 130 y 140 palabras en español.

(a) Eres miembro de un club en tu colegio.

Escribe un e-mail a tu amigo/amiga español(a).

- ¿Cuándo te hiciste miembro del club?
- La semana pasada, ¿en qué actividades del club participaste?
- ¿Cómo es el/la profesor(a) que organiza el club?
- ¿Recomendarías este club a tu amigo/amiga? ¿Por qué?
- ¿Por qué es importante el tiempo libre para los jóvenes?

O

(b) Los videojuegos

Escribe un artículo sobre este tema.

- ¿Cuántos años tenías cuando empezaste a jugar a los videojuegos?
- ¿Cuándo y con quién jugaste a un videojuego la última vez?
- ¿Cuánto dinero gastas en videojuegos?
- En tu opinión, ¿cuáles son las ventajas de este pasatiempo?
- ¿Qué piensan tus padres de los videojuegos?

O

(c) "Estaba viajando en el tren cuando me dormí y me pasé la parada…"



Continúa la historia.

- ¿Adónde ibas? Explica por qué.
- ¿Qué hiciste cuando te diste cuenta de tu error?
- ¿Cómo llegaste a tu destino?
- ¿Cómo te sentiste después de esta experiencia?

Need a home tutor? Visit smiletutor.sg

ESCRIBE TU RESPUESTA A LA PREGUNTA 3 AQUÍ

.....

.....

.....

.....

.....

.....

.....

.....

.....

.....

.....

.....

.....

.....

.....

.....

.....

.....

.....

.....

.....

.....

.....

.....

.....

[Total: 30]

Need a home tutor? Visit smiletutor.sg

BLANK PAGE

Permission to reproduce items where third-party owned material protected by copyright is included has been sought and cleared where possible. Every reasonable effort has been made by the publisher (UCLES) to trace copyright holders, but if any items requiring clearance have unwittingly been included, the publisher will be pleased to make amends at the earliest possible opportunity.

To avoid the issue of disclosure of answer-related information to candidates, all copyright acknowledgements are reproduced online in the Cambridge International Examinations Copyright Acknowledgements Booklet. This is produced for each series of examinations and is freely available to download at www.cie.org.uk after the live examination series.

Cambridge International Examinations is part of the Cambridge Assessment Group. Cambridge Assessment is the brand name of University of Cambridge Local Examinations Syndicate (UCLES), which is itself a department of the University of Cambridge.

Need a home tutor? Visit smiletutor.sg

Cambridge International Examinations
Cambridge International General Certificate of Secondary Education

SPANISH **0530/03**

Paper 3 Speaking Role Play Card One **October/November 2017**

Approx. 15 minutes

No Additional Materials are required.



READ THESE INSTRUCTIONS FIRST

You must carry out the tasks specified in the situations overleaf. The roles to be played by the examiner and yourself are indicated. You have 15 minutes to prepare the situations.

The important thing is to convey the message.

You should remember that you are taking part in a **conversation**: you must respond to what the examiner says and not simply carry out the tasks supplied as though the examiner were not there.

Although it may not be specified, you are expected to include such details as “Good Morning”, “Thank you”, etc., as appropriate.

The syllabus is approved for use in England, Wales and Northern Ireland as a Cambridge International Level 1/Level 2 Certificate.

This document consists of **2** printed pages.

DC (CW) 134867/3
© UCLES 2017

Need a home tutor? Visit smiletutor.sg

A

Estudiante: tú mismo/a
Profesor(a): empleado/a de una frutería

Estás de vacaciones en España con tu familia. Vas a una frutería para comprar melones.

1 **(i)** Saluda al empleado / a la empleada; **y**

(ii) Dile lo que quieres.

2 Escucha lo que te dice y dile qué melones quieres.

3 Dile cuántos melones quieres.

4 Dile otra fruta que quieres comprar.

5 **(i)** Dale las gracias; **y**

(ii) Pregunta el precio.

B

Estudiante: tú mismo/a
Profesor(a): tu amigo/a español(a)

Tu amigo/amiga va a celebrar su fiesta de cumpleaños en el Hotel Luna. Llamas por teléfono a tu amigo/amiga para decirle que vas a llegar tarde a la fiesta.

1 **(i)** Saluda a tu amigo/amiga; **y**

(ii) Dile para qué llamas.

2 **(i)** Discúlpate; **y**

(ii) Explica por qué vas a llegar tarde a la fiesta.

3 Responde a lo que te pregunta.

4 Quieres saber en qué sala del hotel es la fiesta. Haz **una** pregunta apropiada.

5 Dile qué ropa vas a llevar a la fiesta. Menciona **dos** cosas.

Permission to reproduce items where third-party owned material protected by copyright is included has been sought and cleared where possible. Every reasonable effort has been made by the publisher (UCLES) to trace copyright holders, but if any items requiring clearance have unwittingly been included, the publisher will be pleased to make amends at the earliest possible opportunity.

To avoid the issue of disclosure of answer-related information to candidates, all copyright acknowledgements are reproduced online in the Cambridge International Examinations Copyright Acknowledgements Booklet. This is produced for each series of examinations and is freely available to download at www.cie.org.uk after the live examination series.

Cambridge International Examinations is part of the Cambridge Assessment Group. Cambridge Assessment is the brand name of University of Cambridge Local Examinations Syndicate (UCLES), which is itself a department of the University of Cambridge.

Need a home tutor? Visit smiletutor.sg

Cambridge International Examinations
Cambridge International General Certificate of Secondary Education

SPANISH **0530/03**

Paper 3 Speaking Role Play Card Two **October/November 2017**

Approx. 15 minutes

No Additional Materials are required.

READ THESE INSTRUCTIONS FIRST

You must carry out the tasks specified in the situations overleaf. The roles to be played by the examiner and yourself are indicated. You have 15 minutes to prepare the situations.

The important thing is to convey the message.

You should remember that you are taking part in a **conversation**: you must respond to what the examiner says and not simply carry out the tasks supplied as though the examiner were not there.

Although it may not be specified, you are expected to include such details as “Good Morning”, “Thank you”, etc., as appropriate.

The syllabus is approved for use in England, Wales and Northern Ireland as a Cambridge International Level 1/Level 2 Certificate.

This document consists of **2** printed pages.

DC (CW) 134867/3
© UCLES 2017

Need a home tutor? Visit smiletutor.sg

A

Estudiante: tú mismo/a
Profesor(a): empleado/a de una frutería

Estás de vacaciones en España con tu familia. Vas a una frutería para comprar melones.

1 **(i)** Saluda al empleado / a la empleada; **y**

(ii) Dile lo que quieres.

2 Escucha lo que te dice y dile qué melones quieres.

3 Dile cuántos melones quieres.

4 Dile otra fruta que quieres comprar.

5 **(i)** Dale las gracias; **y**

(ii) Pregunta el precio.

B

Estudiante: tú mismo/a
Profesor(a): empleado/a en el polideportivo

Estás en Chile. Olvidaste tus zapatillas de deporte en el polideportivo. Llamas por teléfono para preguntar si tienen las zapatillas.

1 **(i)** Saluda al empleado / a la empleada; **y**

(ii) Dile para qué llamas.

2 Dile cómo son las zapatillas de deporte. Menciona **dos** cosas.

3 Responde a lo que te pregunta.

4 Quieres saber a qué hora abre el polideportivo mañana. Haz **una** pregunta apropiada.

5 **(i)** No estás contento/a: ¿Qué dices?

(ii) Explica por qué necesitas las zapatillas mañana.

Permission to reproduce items where third-party owned material protected by copyright is included has been sought and cleared where possible. Every reasonable effort has been made by the publisher (UCLES) to trace copyright holders, but if any items requiring clearance have unwittingly been included, the publisher will be pleased to make amends at the earliest possible opportunity.

To avoid the issue of disclosure of answer-related information to candidates, all copyright acknowledgements are reproduced online in the Cambridge International Examinations Copyright Acknowledgements Booklet. This is produced for each series of examinations and is freely available to download at www.cie.org.uk after the live examination series.

Cambridge International Examinations is part of the Cambridge Assessment Group. Cambridge Assessment is the brand name of University of Cambridge Local Examinations Syndicate (UCLES), which is itself a department of the University of Cambridge.

Need a home tutor? Visit smiletutor.sg

Cambridge International Examinations
Cambridge International General Certificate of Secondary Education

SPANISH **0530/03**

Paper 3 Speaking Role Play Card Three **October/November 2017**

Approx. 15 minutes

No Additional Materials are required.

READ THESE INSTRUCTIONS FIRST

You must carry out the tasks specified in the situations overleaf. The roles to be played by the examiner and yourself are indicated. You have 15 minutes to prepare the situations.

The important thing is to convey the message.

You should remember that you are taking part in a **conversation**: you must respond to what the examiner says and not simply carry out the tasks supplied as though the examiner were not there.

Although it may not be specified, you are expected to include such details as “Good Morning”, “Thank you”, etc., as appropriate.

The syllabus is approved for use in England, Wales and Northern Ireland as a Cambridge International Level 1/Level 2 Certificate.

DC (CW) 134867/3
© UCLES 2017

Need a home tutor? Visit smiletutor.sg

A

Estudiante: tú mismo/a
Profesor(a): empleado/a de una frutería

Estás de vacaciones en España con tu familia. Vas a una frutería para comprar melones.

1 **(i)** Saluda al empleado / a la empleada; **y**

(ii) Dile lo que quieres.

2 Escucha lo que te dice y dile qué melones quieres.

3 Dile cuántos melones quieres.

4 Dile otra fruta que quieres comprar.

5 **(i)** Dale las gracias; **y**

(ii) Pregunta el precio.

B

Estudiante: tú mismo/a
Profesor(a): empleado/a en una librería

Estás de vacaciones en Madrid. Vas a una librería para comprar un libro sobre Madrid.

1 **(i)** Saluda al empleado / a la empleada; **y**

(ii) Dile lo que quieres.

2 Responde a lo que te pregunta.

3 **(i)** No estás contento/a: ¿Qué dices?

(ii) Explica por qué no puedes volver el viernes.

4 Dile en qué parte de la ciudad está tu hotel. Menciona **dos** detalles.

5 Quieres saber a qué hora cierra la librería. Haz **una** pregunta apropiada.

Permission to reproduce items where third-party owned material protected by copyright is included has been sought and cleared where possible. Every reasonable effort has been made by the publisher (UCLES) to trace copyright holders, but if any items requiring clearance have unwittingly been included, the publisher will be pleased to make amends at the earliest possible opportunity.

To avoid the issue of disclosure of answer-related information to candidates, all copyright acknowledgements are reproduced online in the Cambridge International Examinations Copyright Acknowledgements Booklet. This is produced for each series of examinations and is freely available to download at www.cie.org.uk after the live examination series.

Cambridge International Examinations is part of the Cambridge Assessment Group. Cambridge Assessment is the brand name of University of Cambridge Local Examinations Syndicate (UCLES), which is itself a department of the University of Cambridge.

Need a home tutor? Visit smiletutor.sg

Cambridge International Examinations
Cambridge International General Certificate of Secondary Education

SPANISH **0530/03**

Paper 3 Speaking Role Play Card Four **October/November 2017**

Approx. 15 minutes

No Additional Materials are required.

READ THESE INSTRUCTIONS FIRST

You must carry out the tasks specified in the situations overleaf. The roles to be played by the examiner and yourself are indicated. You have 15 minutes to prepare the situations.

The important thing is to convey the message.

You should remember that you are taking part in a **conversation**: you must respond to what the examiner says and not simply carry out the tasks supplied as though the examiner were not there.

Although it may not be specified, you are expected to include such details as “Good Morning”, “Thank you”, etc., as appropriate.

The syllabus is approved for use in England, Wales and Northern Ireland as a Cambridge International Level 1/Level 2 Certificate.

This document consists of **2** printed pages.

DC (CW) 134867/3
© UCLES 2017

Need a home tutor? Visit smiletutor.sg

A

Estudiante: tú mismo/a
Profesor(a): recepcionista de un albergue juvenil

Vas de vacaciones a Barcelona. Llamas por teléfono al albergue juvenil para hacer una reserva.

1 **(i)** Saluda al/a la recepcionista; **y**

(ii) Dile lo que quieres.

2 Dile para cuántas personas es la reserva.

3 Dile qué día quieres llegar.

4 Escucha lo que te dice y dile cuándo vas a llegar.

5 **(i)** Dale las gracias; **y**

(ii) Pregunta algo sobre el albergue. (¿cafetería? ¿duchas?)

B

Estudiante: tú mismo/a
Profesor(a): tu amigo/a español(a)

Tu amigo/amiga va a celebrar su fiesta de cumpleaños en el Hotel Luna. Llamas por teléfono a tu amigo/amiga para decirle que vas a llegar tarde a la fiesta.

1 **(i)** Saluda a tu amigo/amiga; **y**

(ii) Dile para qué llamas.

2 **(i)** Discúlpate; **y**

(ii) Explica por qué vas a llegar tarde a la fiesta.

3 Responde a lo que te pregunta.

4 Quieres saber en qué sala del hotel es la fiesta. Haz **una** pregunta apropiada.

5 Dile qué ropa vas a llevar a la fiesta. Menciona **dos** cosas.

Permission to reproduce items where third-party owned material protected by copyright is included has been sought and cleared where possible. Every reasonable effort has been made by the publisher (UCLES) to trace copyright holders, but if any items requiring clearance have unwittingly been included, the publisher will be pleased to make amends at the earliest possible opportunity.

To avoid the issue of disclosure of answer-related information to candidates, all copyright acknowledgements are reproduced online in the Cambridge International Examinations Copyright Acknowledgements Booklet. This is produced for each series of examinations and is freely available to download at www.cie.org.uk after the live examination series.

Cambridge International Examinations is part of the Cambridge Assessment Group. Cambridge Assessment is the brand name of University of Cambridge Local Examinations Syndicate (UCLES), which is itself a department of the University of Cambridge.

Need a home tutor? Visit smiletutor.sg

Cambridge International Examinations
Cambridge International General Certificate of Secondary Education

SPANISH **0530/03**

Paper 3 Speaking Role Play Card Five **October/November 2017**

Approx. 15 minutes

No Additional Materials are required.

READ THESE INSTRUCTIONS FIRST

You must carry out the tasks specified in the situations overleaf. The roles to be played by the examiner and yourself are indicated. You have 15 minutes to prepare the situations.

The important thing is to convey the message.

You should remember that you are taking part in a **conversation**: you must respond to what the examiner says and not simply carry out the tasks supplied as though the examiner were not there.

Although it may not be specified, you are expected to include such details as “Good Morning”, “Thank you”, etc., as appropriate.

The syllabus is approved for use in England, Wales and Northern Ireland as a Cambridge International Level 1/Level 2 Certificate.

DC (CW) 134867/3
© UCLES 2017

Need a home tutor? Visit smiletutor.sg

A

Estudiante: tú mismo/a
Profesor(a): recepcionista de un albergue juvenil

Vas de vacaciones a Barcelona. Llamas por teléfono al albergue juvenil para hacer una reserva.

1 **(i)** Saluda al/a la recepcionista; **y**

(ii) Dile lo que quieres.

2 Dile para cuántas personas es la reserva.

3 Dile qué día quieres llegar.

4 Escucha lo que te dice y dile cuándo vas a llegar.

5 **(i)** Dale las gracias; **y**

(ii) Pregunta algo sobre el albergue. (¿cafetería? ¿duchas?)

B

Estudiante: tú mismo/a
Profesor(a): empleado/a en el polideportivo

Estás en Chile. Olvidaste tus zapatillas de deporte en el polideportivo. Llamas por teléfono para preguntar si tienen las zapatillas.

1 **(i)** Saluda al empleado / a la empleada; **y**

(ii) Dile para qué llamas.

2 Dile cómo son las zapatillas de deporte. Menciona **dos** cosas.

3 Responde a lo que te pregunta.

4 Quieres saber a qué hora abre el polideportivo mañana. Haz **una** pregunta apropiada.

5 **(i)** No estás contento/a: ¿Qué dices?

(ii) Explica por qué necesitas las zapatillas mañana.

Permission to reproduce items where third-party owned material protected by copyright is included has been sought and cleared where possible. Every reasonable effort has been made by the publisher (UCLES) to trace copyright holders, but if any items requiring clearance have unwittingly been included, the publisher will be pleased to make amends at the earliest possible opportunity.

To avoid the issue of disclosure of answer-related information to candidates, all copyright acknowledgements are reproduced online in the Cambridge International Examinations Copyright Acknowledgements Booklet. This is produced for each series of examinations and is freely available to download at www.cie.org.uk after the live examination series.

Cambridge International Examinations is part of the Cambridge Assessment Group. Cambridge Assessment is the brand name of University of Cambridge Local Examinations Syndicate (UCLES), which is itself a department of the University of Cambridge.

Need a home tutor? Visit smiletutor.sg

Cambridge International Examinations
Cambridge International General Certificate of Secondary Education

SPANISH **0530/03**

Paper 3 Speaking Role Play Card Six **October/November 2017**

Approx. 15 minutes

No Additional Materials are required.

READ THESE INSTRUCTIONS FIRST

You must carry out the tasks specified in the situations overleaf. The roles to be played by the examiner and yourself are indicated. You have 15 minutes to prepare the situations.

The important thing is to convey the message.

You should remember that you are taking part in a **conversation**: you must respond to what the examiner says and not simply carry out the tasks supplied as though the examiner were not there.

Although it may not be specified, you are expected to include such details as “Good Morning”, “Thank you”, etc., as appropriate.

The syllabus is approved for use in England, Wales and Northern Ireland as a Cambridge International Level 1/Level 2 Certificate.

DC (CW) 134867/3
© UCLES 2017

Need a home tutor? Visit smiletutor.sg

A

Estudiante: tú mismo/a
Profesor(a): recepcionista de un albergue juvenil

Vas de vacaciones a Barcelona. Llamas por teléfono al albergue juvenil para hacer una reserva.

1 **(i)** Saluda al/a la recepcionista; **y**

(ii) Dile lo que quieres.

2 Dile para cuántas personas es la reserva.

3 Dile qué día quieres llegar.

4 Escucha lo que te dice y dile cuándo vas a llegar.

5 **(i)** Dale las gracias; **y**

(ii) Pregunta algo sobre el albergue. (¿cafetería? ¿duchas?)

B

Estudiante: tú mismo/a
Profesor(a): empleado/a en una librería

Estás de vacaciones en Madrid. Vas a una librería para comprar un libro sobre Madrid.

1 **(i)** Saluda al empleado / a la empleada; **y**

(ii) Dile lo que quieres.

2 Responde a lo que te pregunta.

3 **(i)** No estás contento/a: ¿Qué dices?

(ii) Explica por qué no puedes volver el viernes.

4 Dile en qué parte de la ciudad está tu hotel. Menciona **dos** detalles.

5 Quieres saber a qué hora cierra la librería. Haz **una** pregunta apropiada.

Permission to reproduce items where third-party owned material protected by copyright is included has been sought and cleared where possible. Every reasonable effort has been made by the publisher (UCLES) to trace copyright holders, but if any items requiring clearance have unwittingly been included, the publisher will be pleased to make amends at the earliest possible opportunity.

To avoid the issue of disclosure of answer-related information to candidates, all copyright acknowledgements are reproduced online in the Cambridge International Examinations Copyright Acknowledgements Booklet. This is produced for each series of examinations and is freely available to download at www.cie.org.uk after the live examination series.

Cambridge International Examinations is part of the Cambridge Assessment Group. Cambridge Assessment is the brand name of University of Cambridge Local Examinations Syndicate (UCLES), which is itself a department of the University of Cambridge.

Need a home tutor? Visit smiletutor.sg

Cambridge International Examinations
Cambridge International General Certificate of Secondary Education

SPANISH **0530/03**

Paper 3 Speaking Role Play Card Seven **October/November 2017**

Approx. 15 minutes

No Additional Materials are required.

READ THESE INSTRUCTIONS FIRST

You must carry out the tasks specified in the situations overleaf. The roles to be played by the examiner and yourself are indicated. You have 15 minutes to prepare the situations.

The important thing is to convey the message.

You should remember that you are taking part in a **conversation**: you must respond to what the examiner says and not simply carry out the tasks supplied as though the examiner were not there.

Although it may not be specified, you are expected to include such details as “Good Morning”, “Thank you”, etc., as appropriate.

The syllabus is approved for use in England, Wales and Northern Ireland as a Cambridge International Level 1/Level 2 Certificate.

DC (CW) 134867/3
© UCLES 2017

Need a home tutor? Visit smiletutor.sg

A

Estudiante: tú mismo/a
Profesor(a): empleado/a de una piscina

Estás en España. Llamas por teléfono a la piscina para saber si hay clases de natación.

1 **(i)** Saluda al empleado / a la empleada; **y**

(ii) Dile lo que quieres.

2 Dile qué día quieres ir a las clases de natación.

3 Escucha lo que te dice y dile a qué hora quieres las clases.

4 Dile con quién vas a ir a las clases.

5 **(i)** Dale las gracias; **y**

(ii) Pregunta el precio.

B

Estudiante: tú mismo/a
Profesor(a): tu amigo/a español(a)

Tu amigo/amiga va a celebrar su fiesta de cumpleaños en el Hotel Luna. Llamas por teléfono a tu amigo/amiga para decirle que vas a llegar tarde a la fiesta.

1 **(i)** Saluda a tu amigo/amiga; **y**

(ii) Dile para qué llamas.

2 **(i)** Discúlpate; **y**

(ii) Explica por qué vas a llegar tarde a la fiesta.

3 Responde a lo que te pregunta.

4 Quieres saber en qué sala del hotel es la fiesta. Haz **una** pregunta apropiada.

5 Dile qué ropa vas a llevar a la fiesta. Menciona **dos** cosas.

Permission to reproduce items where third-party owned material protected by copyright is included has been sought and cleared where possible. Every reasonable effort has been made by the publisher (UCLES) to trace copyright holders, but if any items requiring clearance have unwittingly been included, the publisher will be pleased to make amends at the earliest possible opportunity.

To avoid the issue of disclosure of answer-related information to candidates, all copyright acknowledgements are reproduced online in the Cambridge International Examinations Copyright Acknowledgements Booklet. This is produced for each series of examinations and is freely available to download at www.cie.org.uk after the live examination series.

Cambridge International Examinations is part of the Cambridge Assessment Group. Cambridge Assessment is the brand name of University of Cambridge Local Examinations Syndicate (UCLES), which is itself a department of the University of Cambridge.

Need a home tutor? Visit smiletutor.sg

Cambridge International Examinations
Cambridge International General Certificate of Secondary Education

SPANISH **0530/03**

Paper 3 Speaking Role Play Card Eight **October/November 2017**

Approx. 15 minutes

No Additional Materials are required.

READ THESE INSTRUCTIONS FIRST

You must carry out the tasks specified in the situations overleaf. The roles to be played by the examiner and yourself are indicated. You have 15 minutes to prepare the situations.

The important thing is to convey the message.

You should remember that you are taking part in a **conversation**: you must respond to what the examiner says and not simply carry out the tasks supplied as though the examiner were not there.

Although it may not be specified, you are expected to include such details as “Good Morning”, “Thank you”, etc., as appropriate.

The syllabus is approved for use in England, Wales and Northern Ireland as a Cambridge International Level 1/Level 2 Certificate.

DC (CW) 134867/3
© UCLES 2017

Need a home tutor? Visit smiletutor.sg

A

Estudiante: tú mismo/a
Profesor(a): empleado/a de una piscina

Estás en España. Llamas por teléfono a la piscina para saber si hay clases de natación.

1 **(i)** Saluda al empleado / a la empleada; **y**

(ii) Dile lo que quieres.

2 Dile qué día quieres ir a las clases de natación.

3 Escucha lo que te dice y dile a qué hora quieres las clases.

4 Dile con quién vas a ir a las clases.

5 **(i)** Dale las gracias; **y**

(ii) Pregunta el precio.

B

Estudiante: tú mismo/a
Profesor(a): empleado/a en el polideportivo

Estás en Chile. Olvidaste tus zapatillas de deporte en el polideportivo. Llamas por teléfono para preguntar si tienen las zapatillas.

1 **(i)** Saluda al empleado / a la empleada; **y**

(ii) Dile para qué llamas.

2 Dile cómo son las zapatillas de deporte. Menciona **dos** cosas.

3 Responde a lo que te pregunta.

4 Quieres saber a qué hora abre el polideportivo mañana. Haz **una** pregunta apropiada.

5 **(i)** No estás contento/a: ¿Qué dices?

(ii) Explica por qué necesitas las zapatillas mañana.

Permission to reproduce items where third-party owned material protected by copyright is included has been sought and cleared where possible. Every reasonable effort has been made by the publisher (UCLES) to trace copyright holders, but if any items requiring clearance have unwittingly been included, the publisher will be pleased to make amends at the earliest possible opportunity.

To avoid the issue of disclosure of answer-related information to candidates, all copyright acknowledgements are reproduced online in the Cambridge International Examinations Copyright Acknowledgements Booklet. This is produced for each series of examinations and is freely available to download at www.cie.org.uk after the live examination series.

Cambridge International Examinations is part of the Cambridge Assessment Group. Cambridge Assessment is the brand name of University of Cambridge Local Examinations Syndicate (UCLES), which is itself a department of the University of Cambridge.

Need a home tutor? Visit smiletutor.sg

Cambridge International Examinations
Cambridge International General Certificate of Secondary Education

SPANISH **0530/03**

Paper 3 Speaking Role Play Card Nine **October/November 2017**

Approx. 15 minutes

No Additional Materials are required.

READ THESE INSTRUCTIONS FIRST

You must carry out the tasks specified in the situations overleaf. The roles to be played by the examiner and yourself are indicated. You have 15 minutes to prepare the situations.

The important thing is to convey the message.

You should remember that you are taking part in a **conversation**: you must respond to what the examiner says and not simply carry out the tasks supplied as though the examiner were not there.

Although it may not be specified, you are expected to include such details as “Good Morning”, “Thank you”, etc., as appropriate.

The syllabus is approved for use in England, Wales and Northern Ireland as a Cambridge International Level 1/Level 2 Certificate.

DC (CW) 134867/3
© UCLES 2017

Need a home tutor? Visit smiletutor.sg

A

Estudiante: tú mismo/a
Profesor(a): empleado/a de una piscina

Estás en España. Llamas por teléfono a la piscina para saber si hay clases de natación.

1 **(i)** Saluda al empleado / a la empleada; **y**

(ii) Dile lo que quieres.

2 Dile qué día quieres ir a las clases de natación.

3 Escucha lo que te dice y dile a qué hora quieres las clases.

4 Dile con quién vas a ir a las clases.

5 **(i)** Dale las gracias; **y**

(ii) Pregunta el precio.

B

Estudiante: tú mismo/a
Profesor(a): empleado/a en una librería

Estás de vacaciones en Madrid. Vas a una librería para comprar un libro sobre Madrid.

1 **(i)** Saluda al empleado / a la empleada; **y**

(ii) Dile lo que quieres.

2 Responde a lo que te pregunta.

3 **(i)** No estás contento/a: ¿Qué dices?

(ii) Explica por qué no puedes volver el viernes.

4 Dile en qué parte de la ciudad está tu hotel. Menciona **dos** detalles.

5 Quieres saber a qué hora cierra la librería. Haz **una** pregunta apropiada.

Permission to reproduce items where third-party owned material protected by copyright is included has been sought and cleared where possible. Every reasonable effort has been made by the publisher (UCLES) to trace copyright holders, but if any items requiring clearance have unwittingly been included, the publisher will be pleased to make amends at the earliest possible opportunity.

To avoid the issue of disclosure of answer-related information to candidates, all copyright acknowledgements are reproduced online in the Cambridge International Examinations Copyright Acknowledgements Booklet. This is produced for each series of examinations and is freely available to download at www.cie.org.uk after the live examination series.

Cambridge International Examinations is part of the Cambridge Assessment Group. Cambridge Assessment is the brand name of University of Cambridge Local Examinations Syndicate (UCLES), which is itself a department of the University of Cambridge.

Need a home tutor? Visit smiletutor.sg

Cambridge International Examinations
Cambridge International General Certificate of Secondary Education

SPANISH **0530/03**

Paper 3 Speaking Role Play Cards One – Nine **October/November 2017**

TEACHERS' NOTES

Approx. 15 minutes

No Additional Materials are required.

7199471492

READ THESE INSTRUCTIONS FIRST

Each candidate's Speaking test must consist of the following **three** parts:

Part One of the test consists of two role plays. The role play situations are set out on pages 16–21 of this booklet and must be followed carefully by the teacher/Examiner. The teacher/Examiner must play his/her role as prescribed by Cambridge in order that candidates are given the opportunity to attempt all tasks. Extra tasks must not be created. Candidates should study the situations for fifteen minutes and then be prepared to act the roles assigned to them and respond to the parts played by the teacher/Examiner.

Part Two of the test starts with a presentation by the candidate on a topic of his/her choice. The teacher/Examiner must allow the candidate to speak for 1–2 minutes on his/her prepared topic and then follow this up with specific spontaneous questions related to the topic. This section of the test must last **about five minutes** in total.

Part Three of the test is a spontaneous conversation of a more general nature and must last **about five minutes**.

In the interests of fairness to candidates, Centres must adhere to the stipulated timings for the Topic Presentation/Conversation and General Conversation.

The Speaking test must be marked by the Centre according to the instructions and a sample submitted for External moderation.

The syllabus is approved for use in England, Wales and Northern Ireland as a Cambridge International Level 1/Level 2 Certificate.

This document consists of **23** printed pages and **1** blank page.

DC (CW) 127317/5
© UCLES 2017

CAMBRIDGE International Examinations

[Turn over

Need a home tutor? Visit smiletutor.sg

Contents

		Page
ADMINISTRATIVE ARRANGEMENTS		**3**
1	Examination period	3
2	Appointment of teacher/Examiner	3
3	Materials for the Speaking test	3
4	Recorded sample for External moderation	4
5	Two types of mark sheet are provided	4
6	Despatch of materials to Cambridge for External moderation	4
7	Arrangements for the test	5
8	Conduct of the test	5
9	Recording of candidates	6
10	Internal moderation	7
STRUCTURE OF THE TEST		**8**
	Test 1: Role Plays	8
	Test 2: Topic Presentation/Conversation	8
	Test 3: General Conversation	9
	Test 4: Impression	10
MARKING INSTRUCTIONS		**11**
	Table A – Test 1: Role Plays	12
	Tables B and C – Tests 2 and 3: Topic Presentation/Conversation and General Conversation	13
	Table D – Test 4: Impression	15
ROLE PLAYS		**16**
THE WORKING MARK SHEET		**22**
THE COVER SHEET FOR MODERATION SAMPLE		**23**

Each candidate Role Play Card contains two role plays. The list below gives details of the pages on which the Role Play Cards appear in this booklet.

	Role Play A	Role Play B
CARD ONE	Page 16	Page 19
CARD TWO	Page 16	Page 20
CARD THREE	Page 16	Page 21
CARD FOUR	Page 17	Page 19
CARD FIVE	Page 17	Page 20
CARD SIX	Page 17	Page 21
CARD SEVEN	Page 18	Page 19
CARD EIGHT	Page 18	Page 20
CARD NINE	Page 18	Page 21

Need a home tutor? Visit smiletutor.sg

© UCLES 2017

ADMINISTRATIVE ARRANGEMENTS

1 Examination period

The Speaking tests take place before the main examination series as notified on the timetable. Each Centre decides on a convenient period within these dates for its Speaking tests.

It is important that dates given for the completion of the Speaking tests and the despatch of recordings and mark sheets to Cambridge are adhered to in order to allow sufficient time for moderation.

2 Appointment of teacher/Examiner

Each Centre selects its own teacher/Examiner to conduct and assess the Speaking tests for its candidates. This is normally a teacher from within the Languages department, but could be someone local from outside the Centre. Cambridge is not responsible for any fees agreed.

In the interests of standardisation, there will be only one teacher/Examiner per Centre. Where a Centre wishes to use additional teacher/Examiners, permission to do so **must** be sought from the Languages Group at Cambridge before the start of each Speaking test period. **Permission to use more than one teacher/Examiner will only be granted on the understanding that teacher/Examiners at the Centre work together to ensure a common approach to the conduct of the Speaking tests and the application of the mark scheme.** The sample the Centre submits to Cambridge should include the work of each teacher/Examiner and a Speaking Examination Working Mark Sheet should be submitted for each teacher/Examiner, with candidate names and numbers clearly entered. Please see paragraph 10 (Internal moderation) for further details.

3 Materials for the Speaking test

Confidential test materials (Teachers' Notes Booklet and Role Play Cards) are despatched by Cambridge approximately two to three weeks before the assessment period. These should be opened in the four working days before the Centre's assessment starts and studied, in secure conditions at the Centre, by the teacher/Examiner before conducting his/her first Speaking test. Teacher/Examiners who have prepared their own roles fully and are confident in what they are doing are better able to help candidates who experience any difficulty. Once the materials have been opened, the Speaking tests must be completed as soon as is realistically possible. Once the Centre has completed its Speaking tests, the materials remain confidential and must be kept in a secure place by the Centre.

Please note, the role play situations **remain confidential throughout the examination period**. The Teachers' Notes Booklet and Role Play Cards must be returned to the Centre's secure room when they are not being used to prepare or conduct the live Speaking tests.

Need a home tutor? Visit smiletutor.sg

© UCLES 2017

[Turn over

4 Recorded sample for External moderation

The Centre must record the Speaking tests of all candidates. In order to allow Cambridge to check the standard of assessment, the Centre must then select a number of recordings to submit as its sample for External moderation, according to the instructions below. Only the recordings chosen as part of the sample for External moderation must be sent to Cambridge. The other recordings must be retained at the Centre until the result enquiry period has elapsed as they may be requested by Cambridge at a later stage.

- **Centres entering 1–16 candidates** must send the recordings of all the candidates.
- **Centres entering 17 or more candidates** must send:

  (i) the recordings of the first 10 candidates according to candidate number

  and

  (ii) the recordings of 6 candidates spread evenly across the ability range. The candidates selected should be representative of the range of marks awarded by the Centre and should be spread as evenly as possible across that range. If possible, the recordings of the strongest and the weakest candidates at the Centre should be included, with the other recordings spaced at equal intervals in between.

Note: Centres entering 17 or more candidates must send a total of 16 recordings. The category (ii) candidates must be chosen from candidates who do not fall into category (i). In Centres with just over 17 candidates, Cambridge accepts this may mean that the category (ii) candidates are not fully representative of the range.

The recording should be carried out in accordance with the instructions headed 'Recording of candidates' (see paragraph 9). The recording must be sent to Cambridge, together with the Moderator copy of the completed MS1 mark sheet and copies of the completed Speaking Examination Working Mark Sheet and Cover Sheet for Moderation Sample (see pages 22 and 23).

5 Two types of mark sheet are provided

(a) The Speaking Examination Working Mark Sheet is provided in this booklet (see page 22), to be photocopied as required. (An electronic version of the Working Mark Sheet is also available.) Candidates must be marked as they are being examined and not afterwards from a recording. The marks for each section of the test must be entered in detail as specified in the Marking Instructions.

(b) The total marks must then be transferred to the computer-printed Internal Assessment Mark Sheet (MS1) or to computer for Centres submitting marks electronically.

6 Despatch of materials to Cambridge for External moderation

(a) Marks and recordings must be returned to Cambridge as soon as all the Speaking tests have been completed. Centres must not wait until the end of the assessment period before despatching them.

(b) **(i)** The Board copy of the completed Internal Assessment Mark Sheet (MS1) must be returned to Cambridge in the separate envelope provided.

Need a home tutor? Visit smiletutor.sg

© UCLES 2017

(ii) The following items must be sent to Cambridge:

- the Moderator copy of the completed Internal Assessment Mark Sheet (MS1) or a signed printout of the marks file for Centres submitting marks electronically
- a copy of the completed Speaking Examination Working Mark Sheet
- a copy of the completed Cover Sheet for Moderation Sample
- the recorded sample
- details of Internal moderation procedures (only for Centres permitted to use more than one teacher/Examiner).

(c) Copies of both types of mark sheet are to be retained by the Centre in case of postal losses or delays.

7 Arrangements for the test

(a) **Quiet conditions**: Centres should ensure well in advance of the Speaking test period that a suitably quiet room will be available. Rooms which are too close to a playground, recreation room or noisy classroom are to be avoided. It is essential to exclude unnecessary background noise, e.g. lawn-mowers, phones. Notices must be displayed to prevent interruptions from people entering the room unaware that a test is in progress.

(b) **Invigilation**: Examination conditions must prevail in the area where the Speaking tests take place, including the space set aside for a candidate to study the role play situations. Adequate supervision must be provided to ensure that each candidate can study alone and in silence and that candidates leaving the interview room do not communicate with those waiting to enter. Candidates are not allowed to bring any notes for use during their preparation time, nor are they allowed to make notes.

(c) **The examination room**: Centres should ensure that a suitably-sized, e.g. not too big, room will be available. Candidates must be examined singly. No other person should be present during the tests, with the exception of another teacher/Examiner or an Officer from Cambridge. In those cases where it is necessary for a second teacher/Examiner to be present during Speaking tests, only one teacher/Examiner must conduct each test.

Teacher/Examiners should be positioned so that they face the candidates when they enter the room, with a table between themselves and the candidates. Candidates should not be positioned where they can see what the teacher/Examiner is writing on the mark sheets as this can be distracting.

Teacher/Examiners must not smoke in the examination room or in the presence of candidates. Those who smoke should arrange for breaks in the timetable as necessary.

8 Conduct of the test

(a) Teacher/Examiners should do their best to put candidates at their ease, e.g. by smiling when they enter the room and indicating where they should sit. A good teacher/Examiner will usually send a candidate out of the interview room smiling, no matter how good or bad the performance has been. However, the use of expressions such as ‘very good’, which candidates may interpret as a comment on performance, should be avoided.

(b) In addition, teacher/Examiners should not walk about or distract candidates in any way (e.g. by doodling or fiddling with papers, etc.); should always appear interested, even in mundane matters; should never show undue surprise, impatience or mockery; and should never correct a candidate.

Need a home tutor? Visit smiletutor.sg

9 Recording of candidates

The Centre is responsible for supplying blank CDs in order to record the Speaking tests of all its candidates. The Centre is also responsible for supplying recording equipment. All recording equipment must be of as high a standard as possible to ensure that moderation samples are clearly audible. In order to ensure that recording levels are satisfactory for both candidates and teacher/Examiner, the equipment to be used must be tested in situ some time before the actual tests take place, ideally with one of the candidates.

If at all possible, external microphones should be used so that separate microphones can be used for the candidate and the teacher/Examiner. If only one microphone is used, it should be placed nearer to the candidate than to the teacher/Examiner. With a softly-spoken candidate, the microphone should be placed even nearer to the candidate before the start of the test.

Centres with 16 or fewer candidates will send all their recordings to Cambridge for External moderation. Centres with more than 16 candidates must select 16 recordings to send to Cambridge for External moderation, according to the instructions in paragraph 4 (Recorded sample for External moderation). Moderation samples must be recorded at normal speed onto standard format CDs. **Mini CDs must not be used for sending the moderation sample to Cambridge. Each candidate's file must be saved individually and saved as .mp3 so that it can be accessed for the purposes of moderation**.

The recording must <u>not</u> be stopped once a candidate's test has started.

Each CD must be introduced **by the teacher/Examiner**, as follows:

'CD number ...
Centre number e.g. 12345
Centre name e.g. King's College
Examination number 0530
Examination name Spanish
Name of Examiner e.g. Mr R Peters
Date i.e. the date on which the test is conducted'

Each candidate must be introduced **by the teacher/Examiner**, as follows:

'Candidate number e.g. 047
Candidate name e.g. Jane Williams
Role Play Card e.g. Number 4'

CDs

Each CD sleeve must be labelled with syllabus name, syllabus/component number, Centre name/number and candidate name/number in recording order. Each CD must be labelled with syllabus/component number and Centre number. CD-friendly marker pens must be used to label CDs, as the use of biro, for example, may make the contents of the CD unreadable.

Each recorded file on the CD must be clearly named using the following convention:

Centre number_candidate number_syllabus number_component number.

Before CDs are despatched, spot checks must be made to ensure that every candidate is clearly audible.

If for any reason a test has failed to record or there are problems with the audibility of the recordings, the Centre must contact Cambridge Customer Services immediately to seek advice.

Need a home tutor? Visit smiletutor.sg

10 Internal moderation

Centres wishing to use more than one teacher/Examiner to conduct and assess Speaking tests must request permission from Cambridge (see paragraph 2). This will only be granted on the understanding that the following procedures are put in place to ensure that marks submitted by the Centre are consistent for all candidates, irrespective of which teacher/Examiner conducted and assessed the test:

- The teacher/Examiners conducting and assessing Speaking tests at the Centre must work together to ensure a common approach to the conduct of the Speaking test and the application of the mark scheme.

- One teacher/Examiner at the Centre must take responsibility for the standardisation of the marking of teacher/Examiners at the Centre. This person must ensure that all candidates taking the 0530/03 Speaking test at the Centre are judged against the same standards and that a valid rank order of candidates for the Centre as a whole is produced. Standardisation can take various forms, but the initial marking of each candidate must be done by the teacher/Examiner as the test is being conducted and not on the basis of a recording.

- The Speaking tests of all candidates at the Centre must be recorded. A single recorded sample for External moderation should then be produced according to the instructions in paragraph 4 (Recorded sample), with the additional requirement that the sample should, as far as possible, include equal numbers of recordings from each teacher/Examiner used at the Centre. A Speaking Examination Working Mark Sheet should be submitted for each teacher/Examiner, with candidate names and numbers clearly entered.

- The final column on the Speaking Examination Working Mark Sheet (Internal and/or External moderation) must be used to record the results of Internal moderation and details of the Centre's Internal moderation procedures must be enclosed with the materials for External moderation.

Guidelines for the Internal standardisation/moderation of Cambridge IGCSE foreign language Speaking tests are available from Cambridge.

Need a home tutor? Visit smiletutor.sg

© UCLES 2017

[Turn over

STRUCTURE OF THE TEST

Test 1: Role Plays (about 5 minutes) 30 marks

(a) A number of alternative Role Play Cards are supplied by Cambridge, and these should be used at random during each session of examining. The teacher/Examiner gives each candidate one card containing two role play situations (Role Play A and Role Play B). Each of these situations consists of five tasks (numbered 1–5 on the Role Play Cards). Candidates must be examined in both role play situations on the card they have been given and must complete all the tasks specified on their card. Having given the first candidate 15 minutes to prepare his/her two situations, the teacher/Examiner should hand a different card to the second candidate to prepare while the first candidate is being examined.

Candidates may not make written notes during their preparation time. They may take the Role Play Card they have prepared into the examination room. However, they may not take the Role Play Card away with them once the Speaking test is over.

Teacher/Examiners should note that although the timing for the role plays is given as five minutes, the actual time it takes to complete them will often be less and will vary from candidate to candidate.

(b) For each role play situation, the role of the teacher/Examiner is specified on pages 16–21 of this booklet. Usually, the teacher/Examiner has to initiate the dialogue. The teacher/Examiner is to assume the role of a well-disposed native speaker with no knowledge of the candidate's first language.

Teacher/Examiners must prepare the situations carefully and ensure that they play their role as prescribed by Cambridge in order that candidates are given the opportunity to attempt all the required tasks. The teacher/Examiner must not create extra tasks, nor must s/he omit tasks.

(c) Each situation must be carried out in full. If the candidate cannot handle one of the tasks set, the teacher/Examiner should not leave too long a pause, but should lead the candidate on to the next task.

(d) Should a candidate miss out a task, the teacher/Examiner should try to guide him/her back to it, in as natural a way as possible, e.g. by repeating or rephrasing a question if the candidate does not complete the task at the first attempt or gives an ambiguous response. It does not matter to Moderators that this may lead to tasks occurring in a different order, as long as they are all attempted. However, teacher/Examiners must ensure that, when rephrasing a task, they do not change its nature, e.g. if the task requires the candidate to produce a particular vocabulary item and this is in fact supplied by the teacher/Examiner, no credit can be given.

For the mark scheme, see Table A of the Marking Instructions.

Test 2: Topic Presentation/Conversation (about 5 minutes) 30 marks

(a) This part of the test starts with a one to two minute presentation by candidates on a topic of their choice which they will have prepared in advance. The teacher/Examiner will follow up the presentation with specific questions on the topic, bringing the total time for the Topic Presentation and Topic Conversation to approximately five minutes.

(b) It is not expected that all candidates within a Centre will prepare the same topic. Candidates must be encouraged to choose a topic in which they have a personal interest. Suitable subjects might be, for example, 'School life', 'Hobbies and pastimes' (general or specific), 'My country', 'Life in another country', 'My ambitions', 'Holidays'. Topics dealing with politics or social and economic issues are ambitious for this level of achievement and may disadvantage candidates if they do not possess the linguistic skills and maturity of ideas which such topics necessitate. Candidates

Need a home tutor? Visit smiletutor.sg

should not be allowed to present 'Myself' or 'My life' as topics as these can often pre-empt the General Conversation section.

(c) Candidates may use illustrative material, e.g. photographs, if this seems appropriate to their topic. However, they are not allowed to make or use written notes of any kind. Furthermore, illustrative material must not contain any words or notes of any kind. If illustrative material is used, the Centre must enclose a photocopy of the material with the sample for External moderation. The Centre number and candidate number must be clearly stated on the photocopy of the illustrative material.

(d) The teacher/Examiner must allow candidates to speak for one to two minutes uninterrupted on their chosen topic before starting the Topic Conversation. Where a candidate has been talking for two minutes and shows no sign of finishing his/her Topic Presentation, the teacher/Examiner must interrupt and start the Topic Conversation.

(e) In the Topic Conversation, candidates should be able to respond to the teacher/Examiner's questions in a spontaneous and natural manner. It is the extent to which candidates can manipulate their prepared material according to the needs of the teacher/Examiner that determines their marks: once the discussion of the prepared Topic begins, candidates must not be allowed to deliver a prepared monologue or a series of obviously prepared replies.

(f) The teacher/Examiner must try to extend the candidate as far as possible by giving him/her the opportunity to provide opinions and justifications and use a variety of tenses. Candidates who do not show that they are able to use past and future tenses accurately cannot be awarded a mark in the Satisfactory band or above for Language (see Table C of the Marking Instructions). In order to extend the candidate as far as possible, the teacher/Examiner should probe, explore, ask for explanations, enlargements, descriptions (how? when? why? tell me a bit more about… etc.).

For the mark scheme, see Tables B and C of the Marking Instructions.

Test 3: General Conversation (about 5 minutes) 30 marks

(a) The teacher/Examiner must indicate to the candidate the point of transition from Topic Conversation to General Conversation.

It can be helpful to ease the candidate into the General Conversation either by starting out from a point of interest noted earlier, or by asking a couple of general 'starter' questions relating to the candidate's everyday life.

Questioning in the General Conversation must not cover the same material as the Topic Conversation, e.g. if the candidate has talked about sport in the Topic Conversation, it is not appropriate for the teacher/Examiner to return to this topic in the General Conversation.

The General Conversation must last the stipulated five minutes for each candidate. Some candidates may dry up after a few minutes, but it is important to persevere with the conversation (e.g. by complete changes of subject), so that they are given every opportunity to do themselves justice.

(b) The teacher/Examiner should aim to cover **two or three** of the Defined Content Examination Topics in this section of the test (these are listed in the Syllabus Content section of the syllabus booklet). With weaker candidates, it may be necessary to cover a greater number of topics superficially, but with more able candidates, the teacher/Examiner should ask a series of linked questions on just two or three topics, in order to explore these in greater depth. Examples of suitable topics are school (subjects, number of periods, times, games, etc.), home, town, journey to and from school, free time (evenings, weekends), holidays, hobbies. All candidates can reasonably be expected to have the command of vocabulary and idiom necessary to discuss these topics.

Need a home tutor? Visit smiletutor.sg

Precise factual information or knowledge is not required, and candidates should not be penalised for lack of such knowledge. The teacher/Examiner should be ready to pass on quickly to another topic if candidates are obviously out of their depth. Teacher/Examiners should try to avoid questions which might embarrass or upset a candidate.

(c) Candidates are expected to give natural replies to questions so their answers need not be in the form of complete sentences. However, candidates whose conversation consists largely of monosyllabic or disjointed replies cannot gain much credit for such a performance, and it is therefore the teacher/Examiner's responsibility to avoid questions inviting answers of simply 'yes' or 'no'. Instead, the teacher/Examiner must use a variety of question types and interrogative adverbs, ranging from a basic level of simple questions which demand short predictable responses, e.g. when? how many? how long? with whom? with what? how? etc., to more searching questions such as why? tell me about… what do you think about?

(d) Questions should be adjusted to the candidate's ability. However, as in the Topic Conversation, the teacher/Examiner must try to extend the candidate as far as possible by giving them the opportunity to explain and justify their opinions and use a variety of tenses (themes could be past visits to other countries, plans for the future, etc.). Candidates who do not show that they are able to use past and future tenses accurately cannot be awarded a mark in the Satisfactory band or above for Language (see Table C of the Marking Instructions). More able candidates may not be able to do themselves justice if the more stretching questions are avoided.

(e) Candidates should be prompted and encouraged where necessary, and long silences should be avoided. However, candidates should not be interrupted unless it is clear that they cannot complete the answer. Incorrect answers should never be corrected, nor answers supplied when none are given. Questions should be rephrased (rather than repeated) in an attempt to maintain the dialogue.

(f) The use of vocabulary or phrases from the candidate's first language should be avoided, except in the case of particular institutions, e.g. names of examinations, types of school, etc.

(g) The teacher/Examiner must avoid talking too much and limiting the amount of time available to candidates to show what they can do. The onus is on candidates to show that they can converse adequately in the language, but at the same time it is up to the teacher/Examiner to make sure that candidates are given every opportunity to do so by following up any opening given.

For mark scheme, see Tables B and C of the Marking Instructions.

Test 4: Impression 10 marks

At the end of the test, the teacher/Examiner must make an assessment of the candidate's pronunciation, intonation and fluency based on the candidate's overall performance in the Speaking test.

For the mark scheme, see Table D of the Marking Instructions.

Need a home tutor? Visit smiletutor.sg

© UCLES 2017

MARKING INSTRUCTIONS

Use the Speaking Examination Working Mark Sheet (see page 22: to be photocopied as required). An electronic version of the Working Mark Sheet is also available.

Test 1 Role Plays. 30 marks. Use Table A.

Enter the mark for each task in the ten columns 1–10 of the Speaking Examination Working Mark Sheet.

Test 2 Topic Presentation/Conversation. 30 marks. Use Tables B and C.

(i) Award a mark out of 15 for Communication using Table B.
Enter the mark in column 11.

(ii) Award a mark out of 15 for Language using Table C.
Enter the mark in column 12.

Test 3 General Conversation. 30 marks. Use Tables B and C.

Mark as for Test 2 using Tables B and C.
Enter marks out of 15 in columns 13 and 14.

Test 4 Impression. 10 marks. Use Table D.

Enter the mark (maximum 10) in column 15.

Add the marks and enter the total, in large figures, in the column headed Total Mark. Please double-check the addition as even small errors create problems.

Marking: General Principles

1 Teacher/Examiners are urged to use the full range of marks, bearing in mind that it is not necessary for a candidate to be of native speaker standard in order to be given maximum marks within any single category.

2 The general approach is a positive one and marks should be awarded based on what the candidate can do rather than deducted for errors.

3 Above all else, teacher/Examiners should be consistent in their marking. The moderation process allows for adjustments to be made to consistently harsh or consistently generous marking. Where teacher/Examiners are unsure of the mark to award, they should err on the side of generosity.

Need a home tutor? Visit smiletutor.sg

© UCLES 2017

[Turn over

TABLE A – Test 1: Role Plays (30 marks)

In this part of the test, the teacher/Examiner plays the part of a sympathetic native speaker with no knowledge of the candidate's first language.

The role plays test the ability of the candidates to communicate needs, information, requests, etc., in plausibly life-like situations. Intelligibility is therefore more important than grammatical or syntactic accuracy. However, verbal communication only is assessed: credit is not given for gestures, facial expressions or other non-verbal forms of communication.

Candidates are required to give natural responses, not necessarily in the form of full sentences. The use of appropriate register and correct idiom is rewarded.

Each of the ten tasks to be performed in the role plays will be assessed using the mark scheme below. Marks may not be awarded for the completion of tasks other than those specified by Cambridge in the Role Play Cards/Teachers' Notes Booklet, nor for tasks that are omitted.

An accurate utterance which not only conveys the meaning but which is expressed in native idiom and appropriate register. Minor errors (adjective endings, use of prepositions, etc.) are tolerated. The utterance is intelligible and the task of communication is achieved.	3
The language used is not necessarily the most appropriate to the situation and may contain inaccuracies which do not obscure the meaning.	2
Communication of some meaning is achieved, but the native speaker would find the message ambiguous or incomplete.	1
The utterance is unintelligible to the native speaker.	0

NB **1** If there are two elements in a task and only one is completed, then a maximum of one mark only may be awarded.

2 When awarding marks, teacher/Examiners should start at the bottom of the mark scheme and work upwards:

0 = nothing of worth communicated
1 = partial communication
2 = all points communicated – but with some linguistic inaccuracies – meaning clear
3 = meaning clear and accurately conveyed.

3 Short utterances, if appropriate, can be worth three marks.

Need a home tutor? Visit smiletutor.sg

© UCLES 2017

TABLES B and C – Tests 2 and 3: Topic Presentation/Conversation and General Conversation (2 × 30 marks)

Each of Tests 2 and 3 is awarded two marks: a mark out of 15 for Communication and a mark out of 15 for Language (see Tables B and C).

It is important that teacher/Examiners award marks positively. In order to ensure that they reward achievement rather than penalise failure or omissions, teacher/Examiners should start at the bottom of the mark scheme and work upwards through the descriptors when awarding marks.

The teacher/Examiner should adopt a 'best-fit' approach. For each of the two assessment criteria, Communication (Table B) and Language (Table C), the teacher/Examiner must select the set of descriptors provided in the mark scheme that most closely describes the quality of the work being marked. As the teacher/Examiner works upwards through the mark scheme, s/he will eventually arrive at a set of descriptors that fits the candidate's performance. When s/he reaches this point, the teacher/Examiner should always then check the descriptors in the band above to confirm whether or not there is just enough evidence to award a mark in the higher band.

When awarding the marks for the Topic Presentation/Conversation, the teacher/Examiner may find that the quality of the work produced in the presentation is superior to that produced in the conversation (or vice versa). In such cases, the teacher/Examiner will need to award a mark that takes into account both the strengths and weaknesses of the performance.

To select the most appropriate mark within each set of descriptors, teacher/Examiners should use the following guidance:

- If most of the descriptors fit the work, then the teacher/Examiner will award the middle mark in the band.
- If the descriptors fully fit the work (and the teacher/Examiner had perhaps been considering the band above), the highest of the three marks will be awarded.
- If there is just enough evidence (and the teacher/Examiner had perhaps been considering the band below), then the lowest mark in the band will be awarded.

Where there are only two marks within a band, the choice will be between work which in most respects meets the descriptors and work which just meets the descriptors.

Need a home tutor? Visit smiletutor.sg

© UCLES 2017

[Turn over

TABLE B – Mark Scheme for Communication

This assesses the candidate's response in terms of comprehension of the teacher/Examiner, immediacy of reaction/response, and successful transmission of messages (including presentation of material in the topic).

Outstanding	• A spontaneous interchange between candidate and Examiner. Candidate responds fully and confidently to all question types. • Can justify and explain routinely. • Very consistent performance. Not necessarily of native speaker standard.	14–15
Very good	• Generally understands questions first time, but may require occasional rephrasing. Can respond satisfactorily to both straightforward and unexpected questions. • Regularly develops own ideas and opinions and provides justifications.	12–13
Good	• Has no difficulty with straightforward questions and responds satisfactorily to some unexpected ones. • Communicates essential elements and can expand occasionally. • Regularly expresses opinions with some simple justifications.	10–11
Satisfactory	• Understands most straightforward questions, but has difficulty with some unexpected ones and needs some rephrasing. • Communicates most of the essential elements. • Can convey simple, straightforward opinions.	7–9
Weak	• Has difficulty with many straightforward questions, but still attempts an answer. • Communicates simple pieces of information.	4–6
Poor	• Frequently has difficulty understanding the questions and has great difficulty in replying. • Communicates a few facts.	1–3
	• Communicates no relevant information.	0

Need a home tutor? Visit smiletutor.sg

© UCLES 2017

TABLE C – Mark Scheme for Language

This assesses the linguistic content of the candidate's answers in terms of complexity, accuracy and range of structures, vocabulary and idiom.

Outstanding	• Very accurate use of a wide range of structures, vocabulary and idiom with occasional errors in more complex language. • Not necessarily of native speaker standard.	14–15
Very good	• Wide range of mostly accurate structures and vocabulary.	12–13
Good	• Good range of generally accurate structures, varied vocabulary.	10–11
Satisfactory*	• Adequate range of structures and vocabulary. **Can use past and future tenses accurately.** Some ambiguity.	7–9
Weak	• Some manipulation of structures and awareness of verbs, though often faulty and/or incomplete. Shows elementary, limited vocabulary.	4–6
Poor	• Shows very limited range of structures and vocabulary.	1–3
	• Nothing coherent or accurate enough to be comprehensible.	0

*Candidates who do not show that they are able to use past and future tenses accurately cannot be awarded a mark in the Satisfactory band or above for Language.

TABLE D – Impression (10 marks)

This assesses the candidate's performance across the whole Speaking test in terms of pronunciation, intonation and fluency.

Very good pronunciation, intonation and fluency; an occasional slight mistake or hesitation. Not necessarily of native speaker standard.	9–10
Good pronunciation and fluency; makes a fair attempt at correct intonation and expression; some mistakes and/or hesitation.	7–8
A fair degree of fluency and accuracy in pronunciation despite quite a number of errors; some attempt at intonation and expression.	5–6
Conveys some meaning despite a lack of fluency and many errors; pronunciation strongly influenced by first language.	3–4
Many gross errors; frequently incomprehensible.	1–2
Nothing comprehensible.	0

Need a home tutor? Visit smiletutor.sg

© UCLES 2017

[Turn over

For Role Play Cards One, Two, Three. Role Play A.

A

Estudiante: tú mismo/a
Profesor(a): empleado/a de una frutería

Estás de vacaciones en España con tu familia. Vas a una frutería para comprar melones.

P **Salude al/a la estudiante y pregúntele "¿En qué puedo servirlo/la?"**

E **(i)** Saluda al empleado / a la empleada; **y**

(ii) Dile lo que quieres.

P **Pregúntele "¿Quiere melones verdes o amarillos?"**

E Escucha lo que te dice y dile qué melones quieres.

P **Pregúntele "¿Cuántos melones quiere?"**

E Dile cuántos melones quieres.

P **Pregúntele "¿Quiere algo más?"**

E Dile otra fruta que quieres comprar.

P **Dígale "Aquí tiene todo."**

E **(i)** Dale las gracias; **y**

(ii) Pregunta el precio.

P **Responda de forma apropiada y termine la conversación.**

Need a home tutor? Visit smiletutor.sg

© UCLES 2017

For Role Play Cards Four, Five, Six. Role Play A.

A

Estudiante: tú mismo/a
Profesor(a): recepcionista de un albergue juvenil

Vas de vacaciones a Barcelona. Llamas por teléfono al albergue juvenil para hacer una reserva.

P **Conteste el teléfono y diga "Buenos días. ¿En qué puedo servirlo/la?"**

E **(i)** Saluda al/a la recepcionista; **y**

(ii) Dile lo que quieres.

P **Pregúntele "¿Para cuántas personas es la reserva?"**

E Dile para cuántas personas es la reserva.

P **Pregúntele "¿Qué día quiere llegar?"**

E Dile qué día quieres llegar.

P **Pregúntele "¿Va a llegar por la mañana o por la tarde?"**

E Escucha lo que te dice y dile cuándo vas a llegar.

P **Dígale "Vale. La reserva está hecha."**

E **(i)** Dale las gracias; **y**

(ii) Pregunta algo sobre el albergue. (¿cafetería? ¿duchas?)

P **Responda de forma apropiada y termine la conversación.**

Need a home tutor? Visit smiletutor.sg

© UCLES 2017

[Turn over

For Role Play Cards Seven, Eight, Nine. Role Play A.

A

Estudiante: tú mismo/a
Profesor(a): empleado/a de una piscina

Estás en España. Llamas por teléfono a la piscina para saber si hay clases de natación.

P **Conteste el teléfono y diga "Buenos días. ¿En qué puedo servirlo/la?"**

E **(i)** Saluda al empleado / a la empleada; **y**

(ii) Dile lo que quieres.

P **Dígale "Sí. Tenemos clases todos los días. ¿Qué día quiere venir?"**

E Dile qué día quieres ir a las clases de natación.

P **Dígale "Muy bien. Ese día hay clases a las nueve y a las once. ¿A qué hora quiere venir?"**

E Escucha lo que te dice y dile a qué hora quieres las clases.

P **Pregúntele "¿Con quién va a venir a las clases?"**

E Dile con quién vas a ir a las clases.

P **Dígale "Vale. Puede(n) empezar las clases esta semana."**

E **(i)** Dale las gracias; **y**

(ii) Pregunta el precio.

P **Responda de forma apropiada y termine la conversación.**

Need a home tutor? Visit smiletutor.sg

© UCLES 2017

For Role Play Cards One, Four, Seven. Role Play B.

B

Estudiante: tú mismo/a
Profesor(a): tu amigo/a español(a)

Tu amigo/amiga va a celebrar su fiesta de cumpleaños en el Hotel Luna. Llamas por teléfono a tu amigo/amiga para decirle que vas a llegar tarde a la fiesta.

P **Conteste el teléfono y diga "¡Hola! ¿Qué tal?"**

E **(i)** Saluda a tu amigo/amiga; **y**

(ii) Dile para qué llamas.

P **Dígale "¡Qué lástima! ¿Por qué vas a llegar tarde a la fiesta?"**

E **(i)** Discúlpate; **y**

(ii) Explica por qué vas a llegar tarde a la fiesta.

P **Dígale "Bueno, no te preocupes. ¿Cómo vas a ir a la fiesta?"**

E Responde a lo que te pregunta.

P **Dígale "Muy bien. Entonces te veo en la fiesta en el hotel."**

E Quieres saber en qué sala del hotel es la fiesta. Haz **una** pregunta apropiada.

P **Dígale "La fiesta es en el restaurante del hotel. Tienes que llevar ropa elegante. ¿Qué ropa vas a llevar?"**

E Dile qué ropa vas a llevar a la fiesta. Menciona **dos** cosas.

P **Responda de forma apropiada y termine la conversación.**

Need a home tutor? Visit smiletutor.sg

© UCLES 2017

[Turn over

For Role Play Cards Two, Five, Eight. Role Play B.

B

Estudiante: tú mismo/a
Profesor(a): empleado/a en el polideportivo

Estás en Chile. Olvidaste tus zapatillas de deporte en el polideportivo. Llamas por teléfono para preguntar si tienen las zapatillas.

P **Conteste el teléfono y diga "Buenos días. ¿En qué puedo servirlo/la?"**

E **(i)** Saluda al empleado / a la empleada; **y**

(ii) Dile para qué llamas.

P **Pregúntele "¿Cómo son las zapatillas de deporte?"**

E Dile cómo son las zapatillas de deporte. Menciona **dos** cosas.

P **Pregúntele "¿Qué deporte estaba practicando?"**

E Responde a lo que te pregunta.

P **Dígale "Lo siento pero los vestuarios ya están cerrados. No puedo buscar las zapatillas ahora."**

E Quieres saber a qué hora abre el polideportivo mañana. Haz **una** pregunta apropiada.

P **Dígale "Mañana el polideportivo está cerrado."**

E **(i)** No estás contento/a: ¿Qué dices?

(ii) Explica por qué necesitas las zapatillas mañana.

P **Responda de forma apropiada y termine la conversación.**

Need a home tutor? Visit smiletutor.sg

© UCLES 2017

For Role Play Cards Three, Six, Nine. Role Play B.

B

Estudiante: tú mismo/a
Profesor(a): empleado/a en una librería

Estás de vacaciones en Madrid. Vas a una librería para comprar un libro sobre Madrid.

P **Salude al/a la estudiante y pregúntele "¿En qué puedo servirlo/la?"**

E **(i)** Saluda al empleado / a la empleada; **y**

(ii) Dile lo que quieres.

P **Pregúntele "¿En qué idioma quiere el libro?"**

E Responde a lo que te pregunta.

P **Dígale "Lo siento mucho, pero ahora no tengo ninguno. Tendrá que volver el viernes."**

E **(i)** No estás contento/a: ¿Qué dices?

(ii) Explica por qué no puedes volver el viernes.

P **Dígale "Entiendo. Tenemos otras librerías en la ciudad. ¿En qué parte de la ciudad está su hotel?"**

E Dile en qué parte de la ciudad está tu hotel. Menciona **dos** detalles.

P **Dígale "Pues hay una librería cerca de allí."**

E Quieres saber a qué hora cierra la librería. Haz **una** pregunta apropiada.

P **Responda de forma apropiada y termine la conversación.**

Need a home tutor? Visit smiletutor.sg

© UCLES 2017

[Turn over

© UCLES 2017

SPANISH (0530)
Speaking Examination Working Mark Sheet

Please read the instructions printed in the Teachers' Notes Booklet before completing this form.

Centre Number						Centre Name		**November**	**2**	**0**	**1**	**7**

Candidate Number	R.P. Card no.	Candidate Name		Role Play A (max 15)					Role Play B (max 15)					Topic / Topic Conversation (max 30)		General Conversation (max 30)		Impression (max 10)	Total Mark	Internal and/or External Moderation
			Task	1	2	3	4	5	6	7	8	9	10	11	12	13	14	15		
			Mark (Max)	**3**	**3**	**3**	**3**	**3**	**3**	**3**	**3**	**3**	**3**	**15**	**15**	**15**	**15**	**10**	**100**	

Name of Examiner completing this form in capitals		Signature		Date						

Need a home tutor? Visit smiletutor.sg

Cambridge IGCSE Spanish (0530): Cover Sheet for Moderation Sample

A copy of this cover sheet must be completed by the Centre and enclosed with the moderation documentation and recorded sample to be despatched to Cambridge.

Centre name: | **Centre number:**

1 Tick to confirm that the required moderation documents are enclosed:

☐ (i) Moderator copy of MS1 **or** printout of Internal Marks Report.

☐ (ii) Copy of completed Working Mark Sheet(s) (WMS).*

(* One WMS per Examiner in Centres using more than one Examiner)

If any other documents are enclosed for Cambridge's attention, please list them below:

……

2 Tick to confirm that documentation has been checked for arithmetical and transcription errors:

☐ (i) Addition of marks on WMS has been checked and Total Mark is correct for each candidate.

☐ (ii) Total Mark for each candidate has been correctly transferred to the MS1 or computer.

3 Tick to confirm that the recording quality of moderation samples has been checked:

☐ All sample recordings are clearly audible.

☐ Samples are recorded on standard size CDs and recorded at normal speed.

☐ **Digital recordings only**: each candidate saved individually and files saved as .mp3.

4 Tick to confirm that the correct number of candidates has been submitted for moderation:

For Centres with 16 or fewer candidates, the following are enclosed:

☐ Recordings of the complete Speaking tests of all candidates.

For Centres with 17 or more candidates, the following are enclosed:

☐ (i) Recordings of the complete Speaking tests of 6 candidates across the range **AND**

☐ (ii) Recordings of the complete Speaking tests of the first 10 candidates by candidate number.

5 CENTRES USING MORE THAN 1 EXAMINER – tick to confirm Internal moderation procedures:

☐ Copy of permission from Cambridge to use more than 1 Examiner enclosed.

☐ Internal moderation carried out and details of Internal moderation procedures enclosed.

Materials checked by:	(name)	**Date:**	
	(signature)		

Need a home tutor? Visit smiletutor.sg

© UCLES 2017

BLANK PAGE

Permission to reproduce items where third-party owned material protected by copyright is included has been sought and cleared where possible. Every reasonable effort has been made by the publisher (UCLES) to trace copyright holders, but if any items requiring clearance have unwittingly been included, the publisher will be pleased to make amends at the earliest possible opportunity.

To avoid the issue of disclosure of answer-related information to candidates, all copyright acknowledgements are reproduced online in the Cambridge International Examinations Copyright Acknowledgements Booklet. This is produced for each series of examinations and is freely available to download at www.cie.org.uk after the live examination series.

Cambridge International Examinations is part of the Cambridge Assessment Group. Cambridge Assessment is the brand name of University of Cambridge Local Examinations Syndicate (UCLES), which is itself a department of the University of Cambridge.

Need a home tutor? Visit smiletutor.sg

Cambridge Assessment International Education
Cambridge International General Certificate of Secondary Education

SPANISH **0530/11**

Paper 1 Listening **October/November 2017**

TRANSCRIPT

Approx. 45 minutes

The syllabus is approved for use in England, Wales and Northern Ireland as a Cambridge International Level 1/Level 2 Certificate.

This document consists of **12** printed pages.

© UCLES 2017

Need a home tutor? Visit smiletutor.sg

TRACK 1

E This is the Cambridge International Examinations, International General Certificate of Secondary Education, November 2017 Examination, in Spanish. Paper 1, Listening.

TRACK 2

M1 **Sección 1**

M1 **Ejercicio 1. Preguntas 1 a 8.**

M1 En esta sección del examen vas a oír una serie de observaciones o diálogos cortos que podrías oír en países donde se habla español.

M1 Para cada pregunta indica tu respuesta escribiendo una X en la casilla correcta.

M1 Vas a oír cada observación o diálogo dos veces.

M1 Llegas a un aeropuerto en España. Tu amiga te está esperando.

M1 **Número 1**

M1 Tu amiga te dice:

* [SETTING: INTERIOR]

F2 *Te voy a comprar un mapa de la ciudad.*

M1 ¿Qué te va a comprar tu amiga? **

PAUSE 00'10"
REPEAT FROM * TO **
PAUSE 00'05"

M1 **Número 2**

M1 Quieres ir a los servicios. Tu amiga dice:

* [SETTING: INTERIOR]

F2 *Los servicios están cerca de la joyería.*

M1 ¿Qué hay cerca de los servicios? **

PAUSE 00'10"
REPEAT FROM * TO **
PAUSE 00'05"

M1 **Número 3**

M1 Tu amiga te dice:

* [SETTING: INTERIOR]

F2 *¿Vamos a beber algo?*

Need a home tutor? Visit smiletutor.sg

M1 ¿Qué quiere hacer tu amiga? **

PAUSE 00'10"
REPEAT FROM * TO **
PAUSE 00'05"

M1 **Número 4**

M1 Después, tu amiga te dice:

* [SETTING: INTERIOR]

F2 *Ahora vamos a tomar el tren para ir a casa.*

M1 ¿Cómo vais a ir a la casa de tu amiga? **

PAUSE 00'10"
REPEAT FROM * TO **
PAUSE 00'05"

M1 **Número 5**

M1 Cuando llegáis a la casa, el padre de tu amiga te dice:

* [SETTING: INTERIOR]

M2 *Deja la maleta en el dormitorio.*

M1 ¿Dónde tienes que dejar la maleta? **

PAUSE 00'10"
REPEAT FROM * TO **
PAUSE 00'05"

M1 **Número 6**

M1 El padre de tu amiga dice:

* [SETTING: INTERIOR]

M2 *Ahora vamos a comer pollo asado.*

M1 ¿Qué vais a comer? **

PAUSE 00'10"
REPEAT FROM * TO **
PAUSE 00'05"

M1 **Número 7**

M1 Tu amiga te dice:

* [SETTING: INTERIOR]

F2 *Mi hermano está estudiando.*

Need a home tutor? Visit smiletutor.sg

M1 ¿Qué está haciendo el hermano de tu amiga? **

PAUSE 00’10”
REPEAT FROM * TO **
PAUSE 00’05”

M1 **Número 8**

M1 Tu amiga dice:

* [SETTING: INTERIOR]

F2 *Ahora vamos a pasear el perro.*

M1 ¿Qué vais a hacer ahora? **

PAUSE 00’10”
REPEAT FROM * TO **
PAUSE 00’05”

Need a home tutor? Visit smiletutor.sg

TRACK 3

M1 **Ejercicio 2. Preguntas 9 a 15.**

M1 Vas a oír a una guía que explica cómo va a ser un paseo por el campo. Escúchala con atención y completa la ficha en español. Habrá una pausa durante lo que dice la guía.

M1 Vas a oír la información dos veces, pero antes tienes unos segundos para leer las preguntas.

PAUSE 00'30"

* [SETTING: RADIO ADVERTISEMENT]

F1 *Bienvenidos todos a este paseo por el campo. Por favor, presten atención: ya va a empezar el paseo. Espero que todos tengan botas proque ha llovido mucho. Para llegar al castillo vamos a ir caminando por aquí durante veinticinco minutos. Vamos a entrar al castillo un rato para visitar el interior. Dentro del castillo hay muchas cosas para ver pero lo más interesante son los muebles: la mesa y las sillas del salón principal son muy bonitas. Después de visitar el castillo vamos a seguir caminando al lado del rio. Es un camino largo pero muy bonito.*

PAUSE 00'05"

F1 *Al final del camino tenemos que cruzar un puente muy antiguo que se construyó hace cinco siglos. En seguida encontraremos un bosque de árboles enormes. Allí podremos comer sentados debajo de los árboles. También vamos a oír cantar a los pájaros. Por favor, les recuerdo que está prohibido tirar basura. Va a ser un paseo muy agradable. ¡Ya lo verán! ***

PAUSE 00'10"

M1 Ahora vas a oír la información por segunda vez.

REPEAT FROM * TO **
PAUSE 00'10"

Need a home tutor? Visit smiletutor.sg

© UCLES 2017

[Turn over

TRACK 4

M1 **Sección 2**

M1 **Ejercicio 1. Pregunta 16.**

M1 Vas a oír la opinión de cuatro jóvenes sobre la ropa que llevan.

M1 Eschucha lo que dicen con atención y escribe una X en la casilla si la afirmación es Verdad.

M1 Hay que marcar solo 6 casillas.

M1 Vas a oír lo que dicen dos veces, pero antes tienes unos segundos para leer las afirmaciones.

PAUSE 00'30"

M1 Eschucha lo que dicen los jóvenes.

* [SETTING: INTERIOR]

F1 *Soy Ana y tengo diecisiete años. Desde niña siempre me gustó mucho llevar pantalones. Para ir al colegio tengo que usar una falda, que es parte del uniforme, así que los fines de semana siempre llevo pantalones. Y en verano, uso pantalones cortos para tener menos calor. No tengo ni un solo vestido.*

PAUSE 00'05"

M1 *Me llamo Guillermo y tengo dieciocho años. Me gusta ponerme patalones cortos y camiseta todo el año porque nunca tengo frío. Para ir al instituto hay que llevar una corbata con el uniforme y eso no me molesta. Lo que no me gusta demasiado es la camisa porque aunque me la cambio todos los días, cuando vuelvo a casa siempre está sucia.*

PAUSE 00'05"

F2 *Soy Violeta y acabo de cumplir dieciséis años. A mí me gusta ponerme vestidos distintos todos los días. Por suerte, mi madre hace mis vestidos y por eso tengo tantos. Tengo vestidos de todos los colores. El que más me gusta es uno azul porque es mi color preferido. Es el vestido que uso con más frecuencia. Además, tengo una falda larga de lana que me pongo mucho en invierno para no tener frío.*

PAUSE 00'05"

M2 *Me llamo Luis y tengo diecisiete años. Mi ropa favorita son los vaqueros. Los uso todos los días excepto cuando voy al instituto porque no está permitido. Allí tengo que llevar pantalón gris. Cuando mis vaqueros están demasiado viejos, los corto para usarlos en la playa durante el verano. Me gustan los vaqueros porque duran mucho tiempo y no necesito comprar más de un par por año. ***

PAUSE 00'10"

M1 Ahora vas a oír a los jóvenes por segunda vez.

REPEAT FROM * TO **
PAUSE 00'10"

Need a home tutor? Visit smiletutor.sg

© UCLES 2017

TRACK 5

M1 **Ejercicio 2. Preguntas 17 a 25.**

M1 Vas a oír una entrevista con Manuela, una chica que habla sobre la revista que ella hace en Internet.

M1 Escúchala con atención y contesta a las preguntas.

M1 Habrá una pausa durante la entrevista.

M1 **Primera parte: Preguntas 17 a 21.**

M1 En cada frase hay algo que no corresponde a lo que se dice en la entrevista. Escucha la entrevista y escribe la palabra correcta en español.

M1 Vas a oír la primera parte de la entrevista dos veces, pero antes tienes unos segundos para leer las preguntas 17 a 21.

PAUSE 00'30"

* [SETTING: RADIO INTERVIEW]

M2 *Hola Manuela. ¿Por qué decidiste hacer una revista en Internet?*

F2 *Siempre me ha gustado mucho leer revistas de todo tipo. Llegó un momento en el que compraba una diferente cada día de la semana.*

M2 *Tenías demasiadas revistas, entonces.*

F2 *Sí, y no tenía el dinero para comprar tantas. Para ahorrar, decidí no comprar más y empecé a buscar los temas que me interesaban en Internet pero estaban todos en distintas páginas de Internet y así perdía mucho tiempo.*

M2 *¿Fue así cómo tuviste la idea de empezar tu revista?*

F2 *Sí. Pensé que sería útil hacer un sitio donde compartir mis ideas en Internet con otros jóvenes.*

M2 *Y ¿tuviste ayuda?*

F2 *Mis amigos son muy buenos con la tecnología y cuando les expliqué el proyecto pensaron que era una idea fantástica.*

M2 *¡Qué bien! ¿Fue difícil empezar?*

F2 *Empezar este proyecto fue bastante fácil porque creo que formamos un buen equipo de trabajo.* **

PAUSE 00'20"

M1 Ahora vas a oír la primera parte de la entrevista por segunda vez.

REPEAT FROM * TO **
PAUSE 00'20"

Need a home tutor? Visit smiletutor.sg

M1 **Segunda parte: Preguntas 22 a 25.**

M1 Vas a oír la segunda parte de la entrevista dos veces. Escúchala y contesta a las preguntas en español. Tienes unos segundos para leer preguntas.

PAUSE 00'30"

*** [SETTING: RADIO INTERVIEW]

M2 *¿Cómo empezasteis la revista?*

F2 *Lo primero fue decidir las secciones que queríamos incluir. Elegimos cuatro: cine, moda, música y noticias. Entonces dividimos el trabajo entre los miembros del equipo. Fue un poco difícil porque todos queríamos hacer moda pero nadie quería ocuparse de las noticias. Por suerte, ahora todos compartimos el trabajo.*

M2 *¡Muy organizados!*

F2 *Sí. El equipo se reúne una vez a la semana para elegir los contenidos más interesantes y divertidos. Además para hacer la revista más atractiva se incluyen vídeos. Realmente hay algo para todos los gustos.*

M2 *Tu revista es muy popular, ¿verdad?*

F2 *¡Sí! Pienso que la razón principal es que es gratis. Hay otras revistas en Internet que se parecen pero tienes que pagar para ver todo el contenido.*

M2 *¿Hacéis mucha publicidad?*

F2 *¡No necesitamos! Muchos jóvenes descrubren nuestra revista a través de las redes sociales y eso ayuda. Además tenemos muchos concursos. ¡Esta semana puedes ganar entradas para el cine! ¡Así que leed la revista! ****

PAUSE 00'20"

M1 Ahora vas a oír la segunda parte de la entrevista por segunda vez.

REPEAT FROM *** TO ****
PAUSE 00'20"

Need a home tutor? Visit smiletutor.sg

TRACK 6

M2 **Sección 3**

M2 **Ejercicio 1. Preguntas 26 a 31.**

M2 Vas a oír una entrevista con Javier, un patinador sobre hielo.

M2 Escúchala con atención y contesta a las preguntas escribiendo una X en la casilla correcta.

M2 Habrá una pausa durante la entrevista.

M2 Vas a oír la entrevista dos veces, pero antes tienes unos segundos para leer las preguntas.

PAUSE 01'00"

*[SETTING: RADIO INTERVIEW]

F2 *Hola Javier. El patinaje es un deporte poco común. ¿Qué pensaba tu familia de tu afición por patinar?*

M1 *Para mi padre fue un poco raro porque él pensaba que yo iba a ser futbolista como él pero nunca me interesó demasiado el fútbol. A mi madre le daba igual. Quería verme practicar deporte: tenis, atletismo, cualquier cosa. Una vez de vacaciones fui a una pista de patinaje sobre hielo y me di cuenta de que éste sería <u>mi</u> deporte.*

F2 *Cuéntanos cómo empezó tu carrera en el patinaje sobre hielo.*

M1 *Cuando empecé a competir no sabía que era tan bueno. Una vez mientras estaba patinando, un antiguo campeón me vio y dijo: "Un día serás el mejor del país." Esto me animó y me di cuenta de que podría tener un futuro en este deporte. Claro que había que trabajar mucho: cuando mis amigos salían con sus novias, yo me iba a practicar.*

F2 *¿Qué sientes cuando estás patinando?*

M1 *Mira, cuando uno sale por primera vez a la pista y empieza a dar vueltas, va cada vez más rápido. ¡Es como volar! Para mí es algo único. Yo hago otros deportes también como atletismo y ciclismo pero no siento la misma emoción.*

PAUSE 00'15"

F2 *Ganaste muchos concursos de patinaje, ¿verdad?*

M1 *Así es. Decidí no competir más después de mi último campeonato del mundo en 2012. Sin embargo, mi vida cambió cuando me ofrecieron hacer un programa de televisión en la Argentina. El programa le encantó al público y tuve la suerte de patinar con una compañera fantástica.*

F2 *¿En ese momento te hiciste famoso?*

M1 *Claro. Mi vida cambió por completo. De repente, ya no era un chico normal, como cualquier otro. Subía a un autobús y todos me reconocían y me hablaban. Como soy tímido, fue difícil y tuve problemas para aceptar la fama.*

F2 *Y después trabajaste en publicidad, ¿no?*

Need a home tutor? Visit smiletutor.sg

M1 *Después del programa, comencé a hacer de modelo e hice publicidad para vender todo tipo de productos, desde relojes a comida vegetariana. Cuando trabajé para una empresa internacional de productos deportivos, tenía que viajar por todos lados para hacer los anuncios. Así se abrió un mundo nuevo para mí.*

F2 *Muy interesante tu experiencia. Gracias por venir al programa. ***

PAUSE 00'15"

M2 Ahora vas a oír la entrevista por segunda vez.

REPEAT FROM * TO **
PAUSE 00'15"

Need a home tutor? Visit smiletutor.sg

TRACK 7

M1 **Ejercicio 2. Preguntas 32 a 40.**

M1 Vas a oír una entrevista con Valeria, una maestra en una escuela española que organizó un proyecto cultural con un pueblo africano.

M1 Escúchala con atención y contesta a las preguntas en español.

M1 Habrá dos pausas durante la entrevista.

M1 Vas a oír la entrevista dos veces, pero antes tienes unos segundos para leer las preguntas.

PAUSE 00'45"

* [SETTING: RADIO INTERVIEW]

M2 *Aquí tenemos a Valeria, una maestra de una escuela española. Valeria, ¿cómo tuviste la idea para tu proyecto?*

F1 *Fui de vacaciones al oeste de África. Un día, visité un pueblo llamado Makimbo. Allí, un habitante me contó sobre las costumbres del pueblo. Pensé que sería interesante para mis alumnos conocerlas.*

M2 *Entonces cambiaste tus planes para las vacaciones, ¿verdad?*

F1 *Sí. Al final pasé toda la segunda semana de las vacaciones en el pueblo y lo que vi allí fue inolvidable.*

M2 *¿Qué esperas conseguir con tu proyecto?*

F1 *Quiero que mis alumnos desarrollen buenas actitudes hacia otras culturas. Esto es importante para la vida.*

PAUSE 00'20"

M2 *¿Qué hiciste primero?*

F1 *Hablé con los maestros de mi escuela. Dije que el tema de las actividades de clase podría ser la vida en el pueblo africano. Me contestaron que valía la pena. Así que lo intentamos.*

M2 *¿Puedes dar ejemplos de las actividades que hicisteis?*

F1 *Bueno, en música, nuestros chicos tocaron instrumentos típicos de África. En educación física, les enseñaron bailes africanos. En inglés, escribieron cartas para mandar a los niños de la escuela del pueblo africano.*

M2 *¿Mandasteis algo más?*

F1 *Sí. Mis alimnos prepararon vídeos para enseñar unas palabras en español. También recibimos CDs con canciones tradicionales que luego cantamos en clase.*

PAUSE 00'20"

Need a home tutor? Visit smiletutor.sg

M2 *¿Qué más hicisteis?*

F1 *Pintamos un muro del patio con imágenes del pueblo africano con colores muy vivos. ¡Quedó precioso!*

M2 *¿Estáis haciendo algo más?*

F1 *Sí. Pronto enviaremos libros sobre la historia de España para que los alumnos africanos nos conozcan un poco también. Puedo decir que el proyecto cultural con Makimbo se está haciendo una parte esencial de la vida de nuestra escuela.*

M2 *Y ¿cómo ves el futuro del proyecto?*

F1 *Pues, los maestros tenemos confianza en el éxito del proyecto. Los alumnos encuentran que es muy entretenido. ¡Yo me siento muy optimista! ***

PAUSE 00'45"

M1 Ahora vas a oír la entrevista por segunda vez.

REPEAT FROM * TO **
PAUSE 00'45"

M1 Se ha terminado el examen. Cierra tu cuestionario.

E This is the end of the examination.

Permission to reproduce items where third-party owned material protected by copyright is included has been sought and cleared where possible. Every reasonable effort has been made by the publisher (UCLES) to trace copyright holders, but if any items requiring clearance have unwittingly been included, the publisher will be pleased to make amends at the earliest possible opportunity.

To avoid the issue of disclosure of answer-related information to candidates, all copyright acknowledgements are reproduced online in the Cambridge Assessment International Education Copyright Acknowledgements Booklet. This is produced for each series of examinations and is freely available to download at www.cambridgeassessment.org after the live examination series.

Cambridge Assessment International Education is part of the Cambridge Assessment Group. Cambridge Assessment is the brand name of University of Cambridge Local Examinations Syndicate (UCLES), which itself is a department of the University of Cambridge.

Need a home tutor? Visit smiletutor.sg

Cambridge Assessment International Education
Cambridge International General Certificate of Secondary Education

SPANISH **0530/12**

Paper 1 Listening **October/November 2017**

TRANSCRIPT

Approx. 45 minutes

The syllabus is approved for use in England, Wales and Northern Ireland as a Cambridge International Level 1/Level 2 Certificate.

This document consists of **12** printed pages.

© UCLES 2017

Need a home tutor? Visit smiletutor.sg

TRACK 1

E This is the Cambridge International Examinations, International General Certificate of Secondary Education, November 2017 Examination in Spanish. Paper 1, Listening.

TRACK 2

M1 **Sección 1**

M1 **Ejercicio 1. Preguntas 1 a 8.**

M1 En esta sección del examen vas a oír una serie de observaciones o diálogos cortos que podrías oír en países donde se habla español.

M1 Para cada pregunta indica tu repuesta escribiendo una X en la casilla correcta.

M1 Vas a oír cada observación o diálogo dos veces.

M1 Estás de vacaciones en España.

M1 **Número 1**

M1 En un centro comercial oyes:

* [SETTING: INTERIOR]

F1 *Hoy el centro comercial cierra a las siete.*

M1 ¿A qué hora cierra el centro comercial? **

PAUSE 00'10"
REPEAT FROM * TO **
PAUSE 00'05"

M1 **Número 2**

M1 Estás en un restaurante. El camarero te dice:

* [SETTING: INTERIOR]

M2 *Las salchichas son deliciosas.*

M2 ¿Qué te recomienda el camarero? **

PAUSE 00'10"
REPEAT FROM * TO **
PAUSE 00'05"

M1 **Número 3**

M1 En una tienda de recuerdos, la empleada te dice:

Need a home tutor? Visit smiletutor.sg

* [SETTING: INTERIOR]

F2 *El libro cuesta cuatro euros con cincuenta.*

M1 ¿Cuánto cuesta el libro? **

PAUSE 00'10"
REPEAT FROM * TO **
PAUSE 00'05"

M1 **Número 4**

M1 Quieres visitar algo de interés. Una persona te dice:

* [SETTING: INTERIOR]

M2 *El museo de historia es muy interesante.*

M1 ¿Qué puedes visitar? **

PAUSE 00'10"
REPEAT FROM * TO **
PAUSE 00'05"

M1 **Número 5**

M1 En la oficina de turismo, la empleada te dice:

* [SETTING: INTERIOR]

F1 *Esta noche hay un espectáculo de baile.*

M1 ¿Qué espectáculo hay esta noche? **

PAUSE 00'10"
REPEAT FROM * TO **
PAUSE 00'05"

M1 **Número 6**

M1 En el hotel, el recepcionista te dice:

* [SETTING: INTERIOR]

M2 *Tiene una habitación doble con ducha.*

M1 ¿Qué tipo de habitación tienes? **

PAUSE 00'10"
REPEAT FROM * TO **
PAUSE 00'05"

Need a home tutor? Visit smiletutor.sg

© UCLES 2017

[Turn over

M1 **Número 7**

M1 En el hotel, escuchas en la televisión:

* [SETTING: INTERIOR]

F2 *Mañana va a hacer calor.*

M1 ¿Qué tiempo va a hacer mañana? **

PAUSE 00'10"
REPEAT FROM * TO **
PAUSE 00'05"

M1 **Número 8**

M1 En la catedral, el guía te dice:

*[SETTING: INTERIOR]

M2 *Está prohibido usar el teléfono móvil, gracias.*

M1 ¿Qué está prohibido? **

PAUSE 00'10"
REPEAT FROM * TO **
PAUSE 00'05"

Need a home tutor? Visit smiletutor.sg

© UCLES 2017

TRACK 3

M1 **Ejercicio 2. Preguntas 9 a 15.**

M1 Vas a oír un anuncio sobre un nuevo parque de aventuras. Escúchalo con atención y completa la ficha en español. Habrá una pausa durante el anuncio.

M1 Vas a oír el anuncio dos veces, pero antes tienes unos segundos para leer las preguntas.

PAUSE 00'30"

* [SETTING: RADIO ADVERTISEMENT]

F1 *¡Ven a visitar el nuevo parque de aventuras Selvatia! Te proponemos vivir una gran experiencia junto al mar con el más completo programa de actividades. Si quieres disfrutar de unos días inolvidables en la naturaleza ven a visitarnos este verano. Aquí vas a ver animales salvajes de otras partes del mundo como África, América, Australia y Asia. Además aprenderás de forma divertida sobre cómo viven estos animales y su medio ambiente. Si te gusta pasear en bicicleta, un guía te llevará por lugares emocionantes. Por la noche puedes dormir al aire libre; ¡una experiencia que no vas a olvidar! También ofrecemos cursos de vela todos los días.*

PAUSE 00'05"

F1 *Tenemos un restaurante fantástico. Es famoso por sus helados de sabores extraños pero también ofrece platos para todos los gustos. Hay una gran variedad de bocadillos deliciosos y ensaladas para elegir. Desde el balcón del restaurante se puede disfrutar de las maravillosas vistas del campo de golf. El parque está abierto de miércoles a lunes desde las diez de la mañana. Está cerrado los martes. ¡Te esperamos! ***

PAUSE 00'10"

M1 Ahora vas a oír el anuncio por segunda vez.

REPEAT FROM * TO **
PAUSE 00'10"

Need a home tutor? Visit smiletutor.sg

TRACK 4

M1 **Sección 2**

M1 **Ejercicio 1. Pregunta 16.**

M1 Vas a oír la opinión de cuatro jóvenes sobre los idiomas extranjeros.

M1 Escucha lo que dicen con atención y escribe una X en la casilla si la afirmación es Verdad.

M1 Hay que marcar solo 6 casillas.

M1 Vas a oír lo que dicen dos veces, pero antes tienes unos segundos para leer las afirmaciones.

PAUSE 00'30"

M1 Eschucha lo que dicen los jóvenes.

* [SETTING: INTERIOR]

F1 *Me llamo Julia y pienso que tengo mucha suerte porque mis padres son de nacionalidades diferentes. Ahora vivimos en España así que puedo hablar tres idiomas perfectamente. Para mí es muy fácil aprender nuevas lenguas y puedo traducir muy rápido pero entiendo que puede ser difícil para otras personas. En el futuro me gustaría hablar cinco idiomas.*

PAUSE 00'05"

M1 *Soy Ramón y no me gusta nada aprender idiomas extranjeros porque lo encuentro bastante difícil y aburrido. Mis padres piensan que es muy importante para mi profesión en el futuro y por eso tengo que ir a clases de inglés después del instituto. Yo creo que es inútil porque a mí no me interesa vivir en otro país cuando termine mis estudios.*

PAUSE 00'05"

F2 *Soy Estefanía. En este momento trabajo en un lugar horrible. Sé que si quiero encontrar un buen empleo en el futuro necesito hablar varios idiomas. Pienso que hablar español ya no es suficiente incluso para trabajar en España. Por eso estoy aprendiendo dos idiomas extranjeros. Aún no he decidido qué quiero hacer cuando termine mis estudios pero me gustaría viajar por el mundo y conocer otras culturas.*

PAUSE 00'05"

M2 *Me llamo Manuel y voy a terminar el instituto el año que viene. No sé qué quiero estudiar en la universidad pero tengo un gran interés en hacer algo con el comercio. En el futuro me gustaría trabajar para una gran empresa en el extranjero. Por esta razón aprendo inglés y chino. Todos piensan que el chino es muy difícil pero yo no tengo problemas en aprenderlo.* **

PAUSE 00'10"

M1 Ahora vas a oír a los jóvenes por segunda vez.

REPEAT FROM * TO **
PAUSE 00'10"

Need a home tutor? Visit smiletutor.sg

TRACK 5

M2 **Ejercicio 2. Preguntas 17 a 25.**

M2 Vas a oír una entrevista con Felipe, un profesor que cuenta cómo organizó un proyecto con estudiantes en la India.

M2 Escúchala con atención y contesta a las preguntas.

M2 Habrá una pausa durante la entrevista.

M2 **Primera parte: Preguntas 17 a 21.**

M2 En cada frase hay algo que no corresponde a lo que se dice en la entrevista. Escucha la entrevista y escribe la palabra correcta en español.

M2 Vas a oír la primera parte de la entrevista dos veces, pero antes tienes unos segundos para leer las preguntas 17 a 21.

PAUSE 00'30"

* [SETTING: RADIO INTERVIEW]

F1 *Feilpe, cuéntanos por qué organizaste este proyecto con chicos en la India.*

M1 *Bueno, en el colegio, hace años que soy profesor de geografía y pienso que los chicos deberían saber algo más que los nombres de los ríos y las montañas.*

F1 *¿Por qué elegiste la India?*

M1 *Mira, este año estudiamos distintas partes del mundo pero me pareció que lo que explicaban los libros sobre la India era poco.*

F1 *¿Qué hiciste entonces?*

M1 *Sabía que había un proyecto de ayuda en un lugar en la India porque un primo mío, Juan, estaba trabajando como voluntario allí y me había contado cómo era.*

F1 *¡Esa fue tu oportunidad para organizar todo!*

M1 *Sí, como yo hablaba con Juan frecuentemente usando el ordenador, me di cuenta de que los estudiantes podrían hacer lo mismo con las computadoras del colegio.*

F1 *¿Qué pensaron los chicos cuando se lo mencionaste?*

M1 *Pues, les pareció muy interesante la idea de hablar con chicos en la India.* **

PAUSE 00'20"

M2 Ahora vas a oír la primera parte de la entrevista por segunda vez.

REPEAT FROM * TO **
PAUSE 00'20"

Need a home tutor? Visit smiletutor.sg

M2 **Segunda parte: Preguntas 22 a 25.**

M2 Vas a oír la segunda parte de la entrevista dos veces. Escúchala y contesta a las preguntas en español. Tienes unos segundos para leer las preguntas.

PAUSE 00'30"

*** [SETTING: RADIO INTERVIEW]

F1 *Y ¿cómo decidieron de qué iban a hablar?*

M1 *Mis alumnos querían saber cómo era el colegio en la India porque se lo imaginaban muy distinto al colegio español.*

F1 *Entonces, ¿les preguntaron algo sobre el colegio?*

M1 *Sí, lo que más les interesó fue saber sobre el horario de clases.*

F1 *Y ¿qué les sorprendió de lo que dijeron los chicos de la India?*

M1 *Hablaron sobre el viaje al colegio. Los chicos españoles van en coche, en autobús y muchos van caminando pero la sorpresa para mis alumnos fue que los chicos en la India van todos en grupo. Así pueden hablar y divertirse durante el largo viaje.*

F1 *¿Charlaron sobre algo más?*

M1 *Por supuesto, sobre muchas cosas. Mis estudiantes descrubrieron que cuando hace calor los chicos en la India tienen sus clases al aire libre. Mis estudiantes no lo podían creer porque ellos pasan todo el día dentro de un edificio.*

F1 *Muchas gracias.* ****

PAUSE 00'20"

M2 Ahora vas a oír la segunda parte de la entrevista por segunda vez.

REPEAT FROM *** TO ****
PAUSE 00'20"

Need a home tutor? Visit smiletutor.sg

© UCLES 2017

TRACK 6

M1 **Sección 3**

M1 **Ejercicio 1. Preguntas 26 a 31.**

M1 Vas a oír una entrevista con Mónica Valle, campeona de natación en España.

M1 Escúchala con atención y contesta a las preguntas escribiendo una X en la casilla correcta.

M1 Habrá una pausa durante la entrevista.

M1 Vas a oír la entrevista dos veces, pero antes tienes unos segundos para leer las preguntas.

PAUSE 01'00"

* [SETTING: RADIO INTERVIEW]

M2 *Mónica, ¿siempre quisiste dedicarte a la natación?*

F2 *Mi interés por la natación viene de muy pequeña. Llevo practicando desde los siete años. Ahora tengo veinte años y ¡soy la campeona más joven de España! Nunca pensé que sería mi profesión pero me di cuenta que podría tener futuro en la natación cuando conseguí ser campeona europea.*

M2 *¿Cómo debe ser un buen deportista?*

F2 *Pienso que no basta con ser ambicioso. Para mí la disciplina es lo esencial y me ha hecho ver si realmente quieres algo, tienes que hacer un gran esfuerzo para conseguirlo. Hay que ser organizado y tener un plan para poder mejorar cada vez más.*

M2 *Pasas muchas horas entrenando. ¿Tienes tiempo para tu vida personal?*

F2 *Bueno, no tengo tanto tiempo disponible como me gustaría para estar con mi familia y mis amigos. Esto es lo que más me molesta. Por otro lado pienso que soy una persona afortunada porque tengo la oportunidad de viajar y de conocer otras culturas. Me gusta conocer a deportistas extranjeros.*

PAUSE 00'15"

M2 *¿Es difícil trabajar sola?*

F2 *Bueno, no es así. El público no sabe que detrás de mí hay un gran equipo con el que trabajo. Es cierto que yo soy la que nado en cada competición pero ellos se preocupan por mi salud y por supuesto de cómo me entreno. Debo seguir sus consejos para mejorar ya que mi éxito es un esfuerzo de todos.*

M2 *¿Cuáles son tus planes futuros?*

F2 *Por ahora me dedico a entrenar para mi siguiente competición ya que será la más dura de todas en las que he participado. En este momento la natación lo es todo para mí. Sin embargo, en el futuro me gustaría tener un trabajo distinto y probar otras cosas fuera del deporte.*

Need a home tutor? Visit smiletutor.sg

M2 *¿Qué consejo darías a los jóvenes que quieren tener esta profesión?*

F2 *Les diría que disfruten y se diviertan con el deporte que practican. Y que si un día pierden la ilusión, que lo dejen. Un deportista debe amar el deporte que practica para poder ser un campeón. Siempre debes sentirte feliz cuando compites y sentir que todo ha valido la pena.*

M2 *Muchas gracias Mónica, y suerte. ***

PAUSE 00'15"

M1 Ahora vas a oír la entrevista por segunda vez.

REPEAT FROM * TO **
PAUSE 00'15"

Need a home tutor? Visit smiletutor.sg

TRACK 7

M1 **Ejercicio 2. Preguntas 32 a 40.**

M1 Vas a oír una entrevista con Esteban, un chico que habla sobre su proyecto “Juguetes para todos”.

M1 Escúchala con atención y contesta a las preguntas en español.

M1 Habrá dos pausas durante la entrevista.

M1 Vas a oír la entrevista dos veces, pero antes tienes unos segundos para leer las preguntas.

PAUSE 00’45”

* [SETTING: RADIO INTERVIEW]

F1 *Esteban, háblanos sobre tu proyecto “Juguetes para todos”.*

M2 *“Juguetes para todos” somos un grupo de jóvenes voluntarios que trabajamos en el hospital infantil. Es algo importante para nosotros.*

F1 *¡Eso es fantástico!*

M2 *Gracias. Lo que queremos es hacer felices a los niños. A veces los niños pasan mucho tiempo en el hospital y es un tiempo difícil para ellos.*

F1 *¿Qué te animó a hacer el proyecto?*

M2 *Fue que mi hermano se enfermó hace dos años y tuvo que pasar seis meses en el hospital. Para Navidad el hospital regaló un juguete a cada niño y pensé que era una gran idea porque todos se pusieron muy contentos.*

F1 *¿Y copiaste la idea?*

M2 *Más o menos. Me di cuenta de que unos días después de tener sus regalos, los niños volvían a estar tristes. Ahora con mi proyecto los niños reciben sorpresas frecuentemente. Así no echan tanto de menos a sus casas.*

PAUSE 00’20”

F1 *¿Entonces dais más regalos?*

M2 *Sí pero hacemos muchas cosas más. Somos un grupo de doce jóvenes que organizamos actividades distintas porque dar regalos no es suficiente. Por eso tenemos un club de lectura, teatro, música...*

F1 *¡Cuánta variedad!*

M2 *Sí pero lo que más me gusta hacer es contar historias divertidas a los niños para que imaginen que están en lugares diferentes.*

PAUSE 00’20”

F1 *¿Alguien más os ayuda?*

Need a home tutor? Visit smiletutor.sg

M2 *Cuando la biblioteca local oyó hablar del club de lectura, decidió prestar libros a los niños. Es importante que lean porque mientras están en el hospital pierden clases en el colegio.*

F1 *¿Recibís dinero para comprar juguetes?*

M2 *Por desgracia no tenemos ayuda económica pero recibimos juguetes gratis del dueño de una juguetería local. Es muy generoso de su parte.*

F1 *¡Qué bien!*

M2 *Después de esta entrevista espero recibir el apoyo de más personas. Pienso que es un proyecto muy bonito y hemos trabajado mucho para tener éxito.*

F1 *Gracias por la entrevista.* **

PAUSE 00'45"

M1 Ahora vas a oír la entrevista por segunda vez.

REPEAT FROM * TO **
PAUSE 00'45"

M1 Se ha terminado el examen. Cierra tu cuestionario.

E This is the end of the examination.

Permission to reproduce items where third-party owned material protected by copyright is included has been sought and cleared where possible. Every reasonable effort has been made by the publisher (UCLES) to trace copyright holders, but if any items requiring clearance have unwittingly been included, the publisher will be pleased to make amends at the earliest possible opportunity.

To avoid the issue of disclosure of answer-related information to candidates, all copyright acknowledgements are reproduced online in the Cambridge Assessment International Education Copyright Acknowledgements Booklet. This is produced for each series of examinations and is freely available to download at www.cambridgeassessment.org after the live examination series.

Cambridge Assessment International Education is part of the Cambridge Assessment Group. Cambridge Assessment is the brand name of University of Cambridge Local Examinations Syndicate (UCLES), which itself is a department of the University of Cambridge.

Need a home tutor? Visit smiletutor.sg

Cambridge Assessment International Education
Cambridge International General Certificate of Secondary Education

SPANISH **0530/13**

Paper 1 Listening **October/November 2017**

TRANSCRIPT

Approx. 45 minutes

The syllabus is approved for use in England, Wales and Northern Ireland as a Cambridge International Level 1/Level 2 Certificate.

This document consists of **12** printed pages.

© UCLES 2017

Need a home tutor? Visit smiletutor.sg

TRACK 1

E This is the Cambridge International Examinations, International General Certificate of Secondary Education, November 2017 Examination in Spanish. Paper 1, Listening.

TRACK 2

M1 **Sección 1**

M1 **Ejercicio 1. Preguntas 1 a 8.**

M1 En esta sección del examen vas a oír una serie de observaciones o diálogos cortos que podrías oír en países donde se habla español.

M1 Para cada pregunta indica tu repuesta escribiendo una X en la casilla correcta.

M1 Vas a oír cada observación o diálogo dos veces.

M1 Estás de vacaciones en España.

M1 **Número 1**

M1 En un centro comercial oyes:

* [SETTING: INTERIOR]

F1 *Hoy el centro comercial cierra a las siete.*

M1 ¿A qué hora cierra el centro comercial? **

PAUSE 00'10"
REPEAT FROM * TO **
PAUSE 00'05"

M1 **Número 2**

M1 Estás en un restaurante. El camarero te dice:

* [SETTING: INTERIOR]

M2 *Las salchichas son deliciosas.*

M2 ¿Qué te recomienda el camarero? **

PAUSE 00'10"
REPEAT FROM * TO **
PAUSE 00'05"

M1 **Número 3**

M1 En una tienda de recuerdos, la empleada te dice:

Need a home tutor? Visit smiletutor.sg

* [SETTING: INTERIOR]

F2 *El libro cuesta cuatro euros con cincuenta.*

M1 ¿Cuánto cuesta el libro? **

PAUSE 00'10"
REPEAT FROM * TO **
PAUSE 00'05"

M1 **Número 4**

M1 Quieres visitar algo de interés. Una persona te dice:

* [SETTING: INTERIOR]

M2 *El museo de historia es muy interesante.*

M1 ¿Qué puedes visitar? **

PAUSE 00'10"
REPEAT FROM * TO **
PAUSE 00'05"

M1 **Número 5**

M1 En la oficina de turismo, la empleada te dice:

* [SETTING: INTERIOR]

F1 *Esta noche hay un espectáculo de baile.*

M1 ¿Qué espectáculo hay esta noche? **

PAUSE 00'10"
REPEAT FROM * TO **
PAUSE 00'05"

M1 **Número 6**

M1 En el hotel, el recepcionista te dice:

* [SETTING: INTERIOR]

M2 *Tiene una habitación doble con ducha.*

M1 ¿Qué tipo de habitación tienes? **

PAUSE 00'10"
REPEAT FROM * TO **
PAUSE 00'05"

Need a home tutor? Visit smiletutor.sg

© UCLES 2017

[Turn over

M1 **Número 7**

M1 En el hotel, escuchas en la televisión:

* [SETTING: INTERIOR]

F2 *Mañana va a hacer calor.*

M1 ¿Qué tiempo va a hacer mañana? **

PAUSE 00'10"
REPEAT FROM * TO **
PAUSE 00'05"

M1 **Número 8**

M1 En la catedral, el guía te dice:

*[SETTING: INTERIOR]

M2 *Está prohibido usar el teléfono móvil, gracias.*

M1 ¿Qué está prohibido? **

PAUSE 00'10"
REPEAT FROM * TO **
PAUSE 00'05"

Need a home tutor? Visit smiletutor.sg

© UCLES 2017

TRACK 3

M1 **Ejercicio 2. Preguntas 9 a 15.**

M1 Vas a oír un anuncio sobre un nuevo parque de aventuras. Escúchalo con atención y completa la ficha en español. Habrá una pausa durante el anuncio.

M1 Vas a oír el anuncio dos veces, pero antes tienes unos segundos para leer las preguntas.

PAUSE 00'30"

* [SETTING: RADIO ADVERTISEMENT]

F1 *¡Ven a visitar el nuevo parque de aventuras Selvatia! Te proponemos vivir una gran experiencia junto al mar con el más completo programa de actividades. Si quieres disfrutar de unos días inolvidables en la naturaleza ven a visitarnos este verano. Aquí vas a ver animales salvajes de otras partes del mundo como África, América, Australia y Asia. Además aprenderás de forma divertida sobre cómo viven estos animales y su medio ambiente. Si te gusta pasear en bicicleta, un guía te llevará por lugares emocionantes. Por la noche puedes dormir al aire libre; ¡una experiencia que no vas a olvidar! También ofrecemos cursos de vela todos los días.*

PAUSE 00'05"

F1 *Tenemos un restaurante fantástico. Es famoso por sus helados de sabores extraños pero también ofrece platos para todos los gustos. Hay una gran variedad de bocadillos deliciosos y ensaladas para elegir. Desde el balcón del restaurante se puede disfrutar de las maravillosas vistas del campo de golf. El parque está abierto de miércoles a lunes desde las diez de la mañana. Está cerrado los martes. ¡Te esperamos! ***

PAUSE 00'10"

M1 Ahora vas a oír el anuncio por segunda vez.

REPEAT FROM * TO **
PAUSE 00'10"

Need a home tutor? Visit smiletutor.sg

TRACK 4

M1 **Sección 2**

M1 **Ejercicio 1. Pregunta 16.**

M1 Vas a oír la opinión de cuatro jóvenes sobre los idiomas extranjeros.

M1 Escucha lo que dicen con atención y escribe una X en la casilla si la afirmación es Verdad.

M1 Hay que marcar solo 6 casillas.

M1 Vas a oír lo que dicen dos veces, pero antes tienes unos segundos para leer las afirmaciones.

PAUSE 00'30"

M1 Eschucha lo que dicen los jóvenes.

* [SETTING: INTERIOR]

F1 *Me llamo Julia y pienso que tengo mucha suerte porque mis padres son de nacionalidades diferentes. Ahora vivimos en España así que puedo hablar tres idiomas perfectamente. Para mí es muy fácil aprender nuevas lenguas y puedo traducir muy rápido pero entiendo que puede ser difícil para otras personas. En el futuro me gustaría hablar cinco idiomas.*

PAUSE 00'05"

M1 *Soy Ramón y no me gusta nada aprender idiomas extranjeros porque lo encuentro bastante difícil y aburrido. Mis padres piensan que es muy importante para mi profesión en el futuro y por eso tengo que ir a clases de inglés después del instituto. Yo creo que es inútil porque a mí no me interesa vivir en otro país cuando termine mis estudios.*

PAUSE 00'05"

F2 *Soy Estefanía. En este momento trabajo en un lugar horrible. Sé que si quiero encontrar un buen empleo en el futuro necesito hablar varios idiomas. Pienso que hablar español ya no es suficiente incluso para trabajar en España. Por eso estoy aprendiendo dos idiomas extranjeros. Aún no he decidido qué quiero hacer cuando termine mis estudios pero me gustaría viajar por el mundo y conocer otras culturas.*

PAUSE 00'05"

M2 *Me llamo Manuel y voy a terminar el instituto el año que viene. No sé qué quiero estudiar en la universidad pero tengo un gran interés en hacer algo con el comercio. En el futuro me gustaría trabajar para una gran empresa en el extranjero. Por esta razón aprendo inglés y chino. Todos piensan que el chino es muy difícil pero yo no tengo problemas en aprenderlo.* **

PAUSE 00'10"

M1 Ahora vas a oír a los jóvenes por segunda vez.

REPEAT FROM * TO **
PAUSE 00'10"

Need a home tutor? Visit smiletutor.sg

TRACK 5

M2 **Ejercicio 2. Preguntas 17 a 25.**

M2 Vas a oír una entrevista con Felipe, un profesor que cuenta cómo organizó un proyecto con estudiantes en la India.

M2 Escúchala con atención y contesta a las preguntas.

M2 Habrá una pausa durante la entrevista.

M2 **Primera parte: Preguntas 17 a 21.**

M2 En cada frase hay algo que no corresponde a lo que se dice en la entrevista. Escucha la entrevista y escribe la palabra correcta en español.

M2 Vas a oír la primera parte de la entrevista dos veces, pero antes tienes unos segundos para leer las preguntas 17 a 21.

PAUSE 00'30"

* [SETTING: RADIO INTERVIEW]

F1 *Feilpe, cuéntanos por qué organizaste este proyecto con chicos en la India.*

M1 *Bueno, en el colegio, hace años que soy profesor de geografía y pienso que los chicos deberían saber algo más que los nombres de los ríos y las montañas.*

F1 *¿Por qué elegiste la India?*

M1 *Mira, este año estudiamos distintas partes del mundo pero me pareció que lo que explicaban los libros sobre la India era poco.*

F1 *¿Qué hiciste entonces?*

M1 *Sabía que había un proyecto de ayuda en un lugar en la India porque un primo mío, Juan, estaba trabajando como voluntario allí y me había contado cómo era.*

F1 *¡Esa fue tu oportunidad para organizar todo!*

M1 *Sí, como yo hablaba con Juan frecuentemente usando el ordenador, me di cuenta de que los estudiantes podrían hacer lo mismo con las computadoras del colegio.*

F1 *¿Qué pensaron los chicos cuando se lo mencionaste?*

M1 *Pues, les pareció muy interesante la idea de hablar con chicos en la India.* **

PAUSE 00'20"

M2 Ahora vas a oír la primera parte de la entrevista por segunda vez.

REPEAT FROM * TO **
PAUSE 00'20"

Need a home tutor? Visit smiletutor.sg

M2 **Segunda parte: Preguntas 22 a 25.**

M2 Vas a oír la segunda parte de la entrevista dos veces. Escúchala y contesta a las preguntas en español. Tienes unos segundos para leer las preguntas.

PAUSE 00'30"

*** [SETTING: RADIO INTERVIEW]

F1 *Y ¿cómo decidieron de qué iban a hablar?*

M1 *Mis alumnos querían saber cómo era el colegio en la India porque se lo imaginaban muy distinto al colegio español.*

F1 *Entonces, ¿les preguntaron algo sobre el colegio?*

M1 *Sí, lo que más les interesó fue saber sobre el horario de clases.*

F1 *Y ¿qué les sorprendió de lo que dijeron los chicos de la India?*

M1 *Hablaron sobre el viaje al colegio. Los chicos españoles van en coche, en autobús y muchos van caminando pero la sorpresa para mis alumnos fue que los chicos en la India van todos en grupo. Así pueden hablar y divertirse durante el largo viaje.*

F1 *¿Charlaron sobre algo más?*

M1 *Por supuesto, sobre muchas cosas. Mis estudiantes descrubrieron que cuando hace calor los chicos en la India tienen sus clases al aire libre. Mis estudiantes no lo podían creer porque ellos pasan todo el día dentro de un edificio.*

F1 *Muchas gracias.* ****

PAUSE 00'20"

M2 Ahora vas a oír la segunda parte de la entrevista por segunda vez.

REPEAT FROM *** TO ****
PAUSE 00'20"

Need a home tutor? Visit smiletutor.sg

TRACK 6

M1 **Sección 3**

M1 **Ejercicio 1. Preguntas 26 a 31.**

M1 Vas a oír una entrevista con Mónica Valle, campeona de natación en España.

M1 Escúchala con atención y contesta a las preguntas escribiendo una X en la casilla correcta.

M1 Habrá una pausa durante la entrevista.

M1 Vas a oír la entrevista dos veces, pero antes tienes unos segundos para leer las preguntas.

PAUSE 01'00"

* [SETTING: RADIO INTERVIEW]

M2 *Mónica, ¿siempre quisiste dedicarte a la natación?*

F2 *Mi interés por la natación viene de muy pequeña. Llevo practicando desde los siete años. Ahora tengo veinte años y ¡soy la campeona más joven de España! Nunca pensé que sería mi profesión pero me di cuenta que podría tener futuro en la natación cuando conseguí ser campeona europea.*

M2 *¿Cómo debe ser un buen deportista?*

F2 *Pienso que no basta con ser ambicioso. Para mí la disciplina es lo esencial y me ha hecho ver si realmente quieres algo, tienes que hacer un gran esfuerzo para conseguirlo. Hay que ser organizado y tener un plan para poder mejorar cada vez más.*

M2 *Pasas muchas horas entrenando. ¿Tienes tiempo para tu vida personal?*

F2 *Bueno, no tengo tanto tiempo disponible como me gustaría para estar con mi familia y mis amigos. Esto es lo que más me molesta. Por otro lado pienso que soy una persona afortunada porque tengo la oportunidad de viajar y de conocer otras culturas. Me gusta conocer a deportistas extranjeros.*

PAUSE 00'15"

M2 *¿Es difícil trabajar sola?*

F2 *Bueno, no es así. El público no sabe que detrás de mí hay un gran equipo con el que trabajo. Es cierto que yo soy la que nado en cada competición pero ellos se preocupan por mi salud y por supuesto de cómo me entreno. Debo seguir sus consejos para mejorar ya que mi éxito es un esfuerzo de todos.*

M2 *¿Cuáles son tus planes futuros?*

F2 *Por ahora me dedico a entrenar para mi siguiente competición ya que será la más dura de todas en las que he participado. En este momento la natación lo es todo para mí. Sin embargo, en el futuro me gustaría tener un trabajo distinto y probar otras cosas fuera del deporte.*

Need a home tutor? Visit smiletutor.sg

M2 *¿Qué consejo darías a los jóvenes que quieren tener esta profesión?*

F2 *Les diría que disfruten y se diviertan con el deporte que practican. Y que si un día pierden la ilusión, que lo dejen. Un deportista debe amar el deporte que practica para poder ser un campeón. Siempre debes sentirte feliz cuando compites y sentir que todo ha valido la pena.*

M2 *Muchas gracias Mónica, y suerte. ***

PAUSE 00'15"

M1 Ahora vas a oír la entrevista por segunda vez.

REPEAT FROM * TO **
PAUSE 00'15"

Need a home tutor? Visit smiletutor.sg

TRACK 7

M1 **Ejercicio 2. Preguntas 32 a 40.**

M1 Vas a oír una entrevista con Esteban, un chico que habla sobre su proyecto “Juguetes para todos”.

M1 Escúchala con atención y contesta a las preguntas en español.

M1 Habrá dos pausas durante la entrevista.

M1 Vas a oír la entrevista dos veces, pero antes tienes unos segundos para leer las preguntas.

PAUSE 00’45”

* [SETTING: RADIO INTERVIEW]

F1 *Esteban, háblanos sobre tu proyecto “Juguetes para todos”.*

M2 *“Juguetes para todos” somos un grupo de jóvenes voluntarios que trabajamos en el hospital infantil. Es algo importante para nosotros.*

F1 *¡Eso es fantástico!*

M2 *Gracias. Lo que queremos es hacer felices a los niños. A veces los niños pasan mucho tiempo en el hospital y es un tiempo difícil para ellos.*

F1 *¿Qué te animó a hacer el proyecto?*

M2 *Fue que mi hermano se enfermó hace dos años y tuvo que pasar seis meses en el hospital. Para Navidad el hospital regaló un juguete a cada niño y pensé que era una gran idea porque todos se pusieron muy contentos.*

F1 *¿Y copiaste la idea?*

M2 *Más o menos. Me di cuenta de que unos días después de tener sus regalos, los niños volvían a estar tristes. Ahora con mi proyecto los niños reciben sorpresas frecuentemente. Así no echan tanto de menos a sus casas.*

PAUSE 00’20”

F1 *¿Entonces dais más regalos?*

M2 *Sí pero hacemos muchas cosas más. Somos un grupo de doce jóvenes que organizamos actividades distintas porque dar regalos no es suficiente. Por eso tenemos un club de lectura, teatro, música...*

F1 *¡Cuánta variedad!*

M2 *Sí pero lo que más me gusta hacer es contar historias divertidas a los niños para que imaginen que están en lugares diferentes.*

PAUSE 00’20”

F1 *¿Alguien más os ayuda?*

Need a home tutor? Visit smiletutor.sg

M2 *Cuando la biblioteca local oyó hablar del club de lectura, decidió prestar libros a los niños. Es importante que lean porque mientras están en el hospital pierden clases en el colegio.*

F1 *¿Recibís dinero para comprar juguetes?*

M2 *Por desgracia no tenemos ayuda económica pero recibimos juguetes gratis del dueño de una juguetería local. Es muy generoso de su parte.*

F1 *¡Qué bien!*

M2 *Después de esta entrevista espero recibir el apoyo de más personas. Pienso que es un proyecto muy bonito y hemos trabajado mucho para tener éxito.*

F1 *Gracias por la entrevista.* **

PAUSE 00'45"

M1 Ahora vas a oír la entrevista por segunda vez.

REPEAT FROM * TO **
PAUSE 00'45"

M1 Se ha terminado el examen. Cierra tu cuestionario.

E This is the end of the examination.

Permission to reproduce items where third-party owned material protected by copyright is included has been sought and cleared where possible. Every reasonable effort has been made by the publisher (UCLES) to trace copyright holders, but if any items requiring clearance have unwittingly been included, the publisher will be pleased to make amends at the earliest possible opportunity.

To avoid the issue of disclosure of answer-related information to candidates, all copyright acknowledgements are reproduced online in the Cambridge Assessment International Education Copyright Acknowledgements Booklet. This is produced for each series of examinations and is freely available to download at www.cambridgeassessment.org after the live examination series.

Cambridge Assessment International Education is part of the Cambridge Assessment Group. Cambridge Assessment is the brand name of University of Cambridge Local Examinations Syndicate (UCLES), which itself is a department of the University of Cambridge.

Need a home tutor? Visit smiletutor.sg

Cambridge Assessment International Education

Grade thresholds – June 2018

Cambridge IGCSE™ Spanish (Foreign Language) (0530)

Grade thresholds taken for Syllabus 0530 (Spanish (Foreign Language)) in the June 2018 examination.

		minimum raw mark required for grade:						
	maximum raw mark available	A	B	C	D	E	F	G
Component 11	45	32	27	22	17	13	9	5
Component 12	45	31	26	22	17	13	9	5
Component 13	45	31	26	22	17	13	9	5
Component 21	45	33	27	22	19	15	12	9
Component 22	45	31	26	21	18	14	11	8
Component 23	45	33	28	22	19	15	12	9
Component 3	100	80	70	60	50	40	30	20
Component 41	50	38	32	26	21	16	11	6
Component 42	50	38	32	26	21	16	11	6
Component 43	50	38	32	26	21	16	11	6

Grade A* does not exist at the level of an individual component.

The maximum total mark for this syllabus, after weighting has been applied, is **200**.

The overall thresholds for the different grades were set as follows.

Option	Combination of Components	A*	A	B	C	D	E	F	G
X	03, 11, 21, 41	173	150	127	105	86	67	49	31
Y	03, 12, 22, 42	169	147	125	104	85	66	48	30
YC	12, 22, 42, 83	169	147	125	104	85	66	48	30
Z	03, 13, 23, 43	171	149	127	105	86	67	49	31

Cambridge International Examinations
Cambridge International General Certificate of Secondary Education

SPANISH **0530/03**

Paper 3 Speaking Role Play Card One **May/June 2018**

Approx. 15 minutes

No Additional Materials are required.



READ THESE INSTRUCTIONS FIRST

You must carry out the tasks specified in the situations overleaf. The roles to be played by the Examiner and yourself are indicated. You have 15 minutes to prepare the situations.

The important thing is to convey the message.

You should remember that you are taking part in a **conversation**: you must respond to what the Examiner says and not simply carry out the tasks supplied as though the Examiner were not there.

Although it may not be specified, you are expected to include such details as “Good Morning”, “Thank you”, etc., as appropriate.

This syllabus is approved for use in England, Wales and Northern Ireland as a Cambridge International Level 1/Level 2 Certificate.

This document consists of **2** printed pages.

DC (RW) 152728
© UCLES 2018

Need a home tutor? Visit smiletutor.sg

A

Estudiante: tú mismo/a
Profesor(a): empleado/a de un bar

Estás en México. Vas a un bar para tomar un bocadillo.

1 **(i)** Saluda al empleado / a la empleada; **y**

(ii) Dile lo que quieres.

2 Dile de qué quieres el bocadillo.

3 Escucha lo que dice y dile lo que quieres con el bocadillo.

4 Dile qué quieres beber.

5 **(i)** Dale las gracias; **y**

(ii) Pregunta el precio.

B

Estudiante: tú mismo/a
Profesor(a): empleado/a de un polideportivo

Quieres un trabajo para las vacaciones. Llamas por teléfono a un polideportivo en España.

1 **(i)** Saluda al empleado / a la empleada; **y**

(ii) Dile lo que quieres.

2 Dile qué experiencia de trabajo has tenido. Menciona **dos** cosas.

3 Responde a lo que te pregunta.

4 **(i)** Discúlpate; **y**

(ii) Explica por qué no puedes ir hoy a la entrevista.

5 Pregunta algo sobre el trabajo. (¿sueldo? ¿uniforme?)

Permission to reproduce items where third-party owned material protected by copyright is included has been sought and cleared where possible. Every reasonable effort has been made by the publisher (UCLES) to trace copyright holders, but if any items requiring clearance have unwittingly been included, the publisher will be pleased to make amends at the earliest possible opportunity.

To avoid the issue of disclosure of answer-related information to candidates, all copyright acknowledgements are reproduced online in the Cambridge International Examinations Copyright Acknowledgements Booklet. This is produced for each series of examinations and is freely available to download at www.cie.org.uk after the live examination series.

Cambridge International Examinations is part of the Cambridge Assessment Group. Cambridge Assessment is the brand name of University of Cambridge Local Examinations Syndicate (UCLES), which is itself a department of the University of Cambridge.

Need a home tutor? Visit smiletutor.sg

Cambridge International Examinations
Cambridge International General Certificate of Secondary Education

SPANISH **0530/03**

Paper 3 Speaking Role Play Card Two **May/June 2018**

Approx. 15 minutes

No Additional Materials are required.

READ THESE INSTRUCTIONS FIRST

You must carry out the tasks specified in the situations overleaf. The roles to be played by the Examiner and yourself are indicated. You have 15 minutes to prepare the situations.

The important thing is to convey the message.

You should remember that you are taking part in a **conversation**: you must respond to what the Examiner says and not simply carry out the tasks supplied as though the Examiner were not there.

Although it may not be specified, you are expected to include such details as “Good Morning”, “Thank you”, etc., as appropriate.

This syllabus is approved for use in England, Wales and Northern Ireland as a Cambridge International Level 1/Level 2 Certificate.

DC (RW) 152728
© UCLES 2018

Need a home tutor? Visit smiletutor.sg

A

Estudiante: tú mismo/a
Profesor(a): empleado/a de un bar

Estás en México. Vas a un bar para tomar un bocadillo.

1 **(i)** Saluda al empleado / a la empleada; **y**

(ii) Dile lo que quieres.

2 Dile de qué quieres el bocadillo.

3 Escucha lo que dice y dile lo que quieres con el bocadillo.

4 Dile qué quieres beber.

5 **(i)** Dale las gracias; **y**

(ii) Pregunta el precio.

B

Estudiante: tú mismo/a
Profesor(a): empleado/a de la estación de tren

Estás en la estación de tren en España. Has perdido el tren para Toledo.

1 **(i)** Saluda al empleado / a la empleada; **y**

(ii) Dile qué problema tienes.

2 Responde a lo que te pregunta.

3 Explica por qué perdiste el tren. Menciona **dos** cosas.

4 **(i)** Estás contento/a: ¿Qué dices?

(ii) Dile qué vas a hacer en Toledo.

5 Pregunta algo sobre el tren. (¿andén? ¿coche comedor?)

Permission to reproduce items where third-party owned material protected by copyright is included has been sought and cleared where possible. Every reasonable effort has been made by the publisher (UCLES) to trace copyright holders, but if any items requiring clearance have unwittingly been included, the publisher will be pleased to make amends at the earliest possible opportunity.

To avoid the issue of disclosure of answer-related information to candidates, all copyright acknowledgements are reproduced online in the Cambridge International Examinations Copyright Acknowledgements Booklet. This is produced for each series of examinations and is freely available to download at www.cie.org.uk after the live examination series.

Cambridge International Examinations is part of the Cambridge Assessment Group. Cambridge Assessment is the brand name of University of Cambridge Local Examinations Syndicate (UCLES), which is itself a department of the University of Cambridge.

Need a home tutor? Visit smiletutor.sg

Cambridge International Examinations
Cambridge International General Certificate of Secondary Education

SPANISH **0530/03**

Paper 3 Speaking Role Play Card Three **May/June 2018**

Approx. 15 minutes

No Additional Materials are required.

READ THESE INSTRUCTIONS FIRST

You must carry out the tasks specified in the situations overleaf. The roles to be played by the Examiner and yourself are indicated. You have 15 minutes to prepare the situations.

The important thing is to convey the message.

You should remember that you are taking part in a **conversation**: you must respond to what the Examiner says and not simply carry out the tasks supplied as though the Examiner were not there.

Although it may not be specified, you are expected to include such details as “Good Morning”, “Thank you”, etc., as appropriate.

This syllabus is approved for use in England, Wales and Northern Ireland as a Cambridge International Level 1/Level 2 Certificate.

DC (RW) 152728
© UCLES 2018

Need a home tutor? Visit smiletutor.sg

A

Estudiante: tú mismo/a
Profesor(a): empleado/a de un bar

Estás en México. Vas a un bar para tomar un bocadillo.

1 **(i)** Saluda al empleado / a la empleada; **y**

(ii) Dile lo que quieres.

2 Dile de qué quieres el bocadillo.

3 Escucha lo que dice y dile lo que quieres con el bocadillo.

4 Dile qué quieres beber.

5 **(i)** Dale las gracias; **y**

(ii) Pregunta el precio.

B

Estudiante: tú mismo/a
Profesor(a): recepcionista en un hotel

Estás en un hotel en Colombia. El ordenador en tu habitación no funciona. Hablas con el/la recepcionista.

1 **(i)** Saluda al/a la recepcionista; **y**

(ii) Explica el problema.

2 Responde a lo que te pregunta.

3 **(i)** No estás contento/a: ¿Qué dices?

(ii) Explica por qué tienes que utilizar el ordenador hoy.

4 Quieres saber algo sobre la cafetería. Haz **una** pregunta apropiada.

5 Dile qué planes tienes para mañana. Menciona **dos** cosas.

Permission to reproduce items where third-party owned material protected by copyright is included has been sought and cleared where possible. Every reasonable effort has been made by the publisher (UCLES) to trace copyright holders, but if any items requiring clearance have unwittingly been included, the publisher will be pleased to make amends at the earliest possible opportunity.

To avoid the issue of disclosure of answer-related information to candidates, all copyright acknowledgements are reproduced online in the Cambridge International Examinations Copyright Acknowledgements Booklet. This is produced for each series of examinations and is freely available to download at www.cie.org.uk after the live examination series.

Cambridge International Examinations is part of the Cambridge Assessment Group. Cambridge Assessment is the brand name of University of Cambridge Local Examinations Syndicate (UCLES), which is itself a department of the University of Cambridge.

Need a home tutor? Visit smiletutor.sg

Cambridge International Examinations
Cambridge International General Certificate of Secondary Education

SPANISH **0530/03**

Paper 3 Speaking Role Play Card Four **May/June 2018**

Approx. 15 minutes

No Additional Materials are required.

READ THESE INSTRUCTIONS FIRST

You must carry out the tasks specified in the situations overleaf. The roles to be played by the Examiner and yourself are indicated. You have 15 minutes to prepare the situations.

The important thing is to convey the message.

You should remember that you are taking part in a **conversation**: you must respond to what the Examiner says and not simply carry out the tasks supplied as though the Examiner were not there.

Although it may not be specified, you are expected to include such details as “Good Morning”, “Thank you”, etc., as appropriate.

This syllabus is approved for use in England, Wales and Northern Ireland as a Cambridge International Level 1/Level 2 Certificate.

DC (RW) 152728
© UCLES 2018

Need a home tutor? Visit smiletutor.sg

A

Estudiante: tú mismo/a
Profesor(a): tu amigo/a español(a)

Llamas por teléfono a tu amigo/amiga español(a) porque quieres jugar al tenis.

1 **(i)** Saluda a tu amigo/amiga; **y**

(ii) Dile lo que quieres.

2 Dile qué día quieres jugar.

3 Escucha lo que te dice y dile dónde quieres quedar.

4 **(i)** Dale las gracias; **y**

(ii) Pregunta dónde está la pista de tenis.

5 Dile qué quieres hacer después de jugar al tenis.

B

Estudiante: tú mismo/a
Profesor(a): empleado/a de un polideportivo

Quieres un trabajo para las vacaciones. Llamas por teléfono a un polideportivo en España.

1 **(i)** Saluda al empleado / a la empleada; **y**

(ii) Dile lo que quieres.

2 Dile qué experiencia de trabajo has tenido. Menciona **dos** cosas.

3 Responde a lo que te pregunta.

4 **(i)** Discúlpate; **y**

(ii) Explica por qué no puedes ir hoy a la entrevista.

5 Pregunta algo sobre el trabajo. (¿sueldo? ¿uniforme?)

Permission to reproduce items where third-party owned material protected by copyright is included has been sought and cleared where possible. Every reasonable effort has been made by the publisher (UCLES) to trace copyright holders, but if any items requiring clearance have unwittingly been included, the publisher will be pleased to make amends at the earliest possible opportunity.

To avoid the issue of disclosure of answer-related information to candidates, all copyright acknowledgements are reproduced online in the Cambridge International Examinations Copyright Acknowledgements Booklet. This is produced for each series of examinations and is freely available to download at www.cie.org.uk after the live examination series.

Cambridge International Examinations is part of the Cambridge Assessment Group. Cambridge Assessment is the brand name of University of Cambridge Local Examinations Syndicate (UCLES), which is itself a department of the University of Cambridge.

Need a home tutor? Visit smiletutor.sg

Cambridge International Examinations
Cambridge International General Certificate of Secondary Education

SPANISH **0530/03**

Paper 3 Speaking Role Play Card Five **May/June 2018**

Approx. 15 minutes

No Additional Materials are required.

READ THESE INSTRUCTIONS FIRST

You must carry out the tasks specified in the situations overleaf. The roles to be played by the Examiner and yourself are indicated. You have 15 minutes to prepare the situations.

The important thing is to convey the message.

You should remember that you are taking part in a **conversation**: you must respond to what the Examiner says and not simply carry out the tasks supplied as though the Examiner were not there.

Although it may not be specified, you are expected to include such details as “Good Morning”, “Thank you”, etc., as appropriate.

This syllabus is approved for use in England, Wales and Northern Ireland as a Cambridge International Level 1/Level 2 Certificate.

DC (RW) 152728
© UCLES 2018

Need a home tutor? Visit smiletutor.sg

A

Estudiante: tú mismo/a
Profesor(a): tu amigo/a español(a)

Llamas por teléfono a tu amigo/amiga español(a) porque quieres jugar al tenis.

1 **(i)** Saluda a tu amigo/amiga; **y**

(ii) Dile lo que quieres.

2 Dile qué día quieres jugar.

3 Escucha lo que te dice y dile dónde quieres quedar.

4 **(i)** Dale las gracias; **y**

(ii) Pregunta dónde está la pista de tenis.

5 Dile qué quieres hacer después de jugar al tenis.

B

Estudiante: tú mismo/a
Profesor(a): empleado/a de la estación de tren

Estás en la estación de tren en España. Has perdido el tren para Toledo.

1 **(i)** Saluda al empleado / a la empleada; **y**

(ii) Dile qué problema tienes.

2 Responde a lo que te pregunta.

3 Explica por qué perdiste el tren. Menciona **dos** cosas.

4 **(i)** Estás contento/a: ¿Qué dices?

(ii) Dile qué vas a hacer en Toledo.

5 Pregunta algo sobre el tren. (¿andén? ¿coche comedor?)

Permission to reproduce items where third-party owned material protected by copyright is included has been sought and cleared where possible. Every reasonable effort has been made by the publisher (UCLES) to trace copyright holders, but if any items requiring clearance have unwittingly been included, the publisher will be pleased to make amends at the earliest possible opportunity.

To avoid the issue of disclosure of answer-related information to candidates, all copyright acknowledgements are reproduced online in the Cambridge International Examinations Copyright Acknowledgements Booklet. This is produced for each series of examinations and is freely available to download at www.cie.org.uk after the live examination series.

Cambridge International Examinations is part of the Cambridge Assessment Group. Cambridge Assessment is the brand name of University of Cambridge Local Examinations Syndicate (UCLES), which is itself a department of the University of Cambridge.

Need a home tutor? Visit smiletutor.sg

Cambridge International Examinations
Cambridge International General Certificate of Secondary Education

SPANISH **0530/03**

Paper 3 Speaking Role Play Card Six **May/June 2018**

Approx. 15 minutes

No Additional Materials are required.

READ THESE INSTRUCTIONS FIRST

You must carry out the tasks specified in the situations overleaf. The roles to be played by the Examiner and yourself are indicated. You have 15 minutes to prepare the situations.

The important thing is to convey the message.

You should remember that you are taking part in a **conversation**: you must respond to what the Examiner says and not simply carry out the tasks supplied as though the Examiner were not there.

Although it may not be specified, you are expected to include such details as “Good Morning”, “Thank you”, etc., as appropriate.

This syllabus is approved for use in England, Wales and Northern Ireland as a Cambridge International Level 1/Level 2 Certificate.

DC (RW) 152728
© UCLES 2018

Need a home tutor? Visit smiletutor.sg

A

Estudiante: tú mismo/a
Profesor(a): tu amigo/a español(a)

Llamas por teléfono a tu amigo/amiga español(a) porque quieres jugar al tenis.

1 **(i)** Saluda a tu amigo/amiga; **y**

(ii) Dile lo que quieres.

2 Dile qué día quieres jugar.

3 Escucha lo que te dice y dile dónde quieres quedar.

4 **(i)** Dale las gracias; **y**

(ii) Pregunta dónde está la pista de tenis.

5 Dile qué quieres hacer después de jugar al tenis.

B

Estudiante: tú mismo/a
Profesor(a): recepcionista en un hotel

Estás en un hotel en Colombia. El ordenador en tu habitación no funciona. Hablas con el/la recepcionista.

1 **(i)** Saluda al/a la recepcionista; **y**

(ii) Explica el problema.

2 Responde a lo que te pregunta.

3 **(i)** No estás contento/a: ¿Qué dices?

(ii) Explica por qué tienes que utilizar el ordenador hoy.

4 Quieres saber algo sobre la cafetería. Haz **una** pregunta apropiada.

5 Dile qué planes tienes para mañana. Menciona **dos** cosas.

Permission to reproduce items where third-party owned material protected by copyright is included has been sought and cleared where possible. Every reasonable effort has been made by the publisher (UCLES) to trace copyright holders, but if any items requiring clearance have unwittingly been included, the publisher will be pleased to make amends at the earliest possible opportunity.

To avoid the issue of disclosure of answer-related information to candidates, all copyright acknowledgements are reproduced online in the Cambridge International Examinations Copyright Acknowledgements Booklet. This is produced for each series of examinations and is freely available to download at www.cie.org.uk after the live examination series.

Cambridge International Examinations is part of the Cambridge Assessment Group. Cambridge Assessment is the brand name of University of Cambridge Local Examinations Syndicate (UCLES), which is itself a department of the University of Cambridge.

Need a home tutor? Visit smiletutor.sg

Cambridge International Examinations
Cambridge International General Certificate of Secondary Education

SPANISH **0530/03**

Paper 3 Speaking Role Play Card Seven **May/June 2018**

Approx. 15 minutes

No Additional Materials are required.

READ THESE INSTRUCTIONS FIRST

You must carry out the tasks specified in the situations overleaf. The roles to be played by the Examiner and yourself are indicated. You have 15 minutes to prepare the situations.

The important thing is to convey the message.

You should remember that you are taking part in a **conversation**: you must respond to what the Examiner says and not simply carry out the tasks supplied as though the Examiner were not there.

Although it may not be specified, you are expected to include such details as “Good Morning”, “Thank you”, etc., as appropriate.

This syllabus is approved for use in England, Wales and Northern Ireland as a Cambridge International Level 1/Level 2 Certificate.

DC (RW) 152728
© UCLES 2018

Need a home tutor? Visit smiletutor.sg

A

Estudiante: tú mismo/a
Profesor(a): empleado/a de la taquilla

Estás en España. Vas a la taquilla para comprar entradas para un espectáculo de flamenco.

1 **(i)** Saluda al empleado / a la empleada; **y**

(ii) Dile lo que quieres.

2 Dile cuántas entradas quieres.

3 Dile qué día quieres ver el espectáculo.

4 Escucha lo que te dice y dile qué espectáculo quieres ver.

5 **(i)** Dale las gracias; **y**

(ii) Pregunta el precio.

B

Estudiante: tú mismo/a
Profesor(a): empleado/a de un polideportivo

Quieres un trabajo para las vacaciones. Llamas por teléfono a un polideportivo en España.

1 **(i)** Saluda al empleado / a la empleada; **y**

(ii) Dile lo que quieres.

2 Dile qué experiencia de trabajo has tenido. Menciona **dos** cosas.

3 Responde a lo que te pregunta.

4 **(i)** Discúlpate; **y**

(ii) Explica por qué no puedes ir hoy a la entrevista.

5 Pregunta algo sobre el trabajo. (¿sueldo? ¿uniforme?)

Permission to reproduce items where third-party owned material protected by copyright is included has been sought and cleared where possible. Every reasonable effort has been made by the publisher (UCLES) to trace copyright holders, but if any items requiring clearance have unwittingly been included, the publisher will be pleased to make amends at the earliest possible opportunity.

To avoid the issue of disclosure of answer-related information to candidates, all copyright acknowledgements are reproduced online in the Cambridge International Examinations Copyright Acknowledgements Booklet. This is produced for each series of examinations and is freely available to download at www.cie.org.uk after the live examination series.

Cambridge International Examinations is part of the Cambridge Assessment Group. Cambridge Assessment is the brand name of University of Cambridge Local Examinations Syndicate (UCLES), which is itself a department of the University of Cambridge.

Need a home tutor? Visit smiletutor.sg

Cambridge International Examinations
Cambridge International General Certificate of Secondary Education

SPANISH **0530/03**

Paper 3 Speaking Role Play Card Eight **May/June 2018**

Approx. 15 minutes

No Additional Materials are required.

READ THESE INSTRUCTIONS FIRST

You must carry out the tasks specified in the situations overleaf. The roles to be played by the Examiner and yourself are indicated. You have 15 minutes to prepare the situations.

The important thing is to convey the message.

You should remember that you are taking part in a **conversation**: you must respond to what the Examiner says and not simply carry out the tasks supplied as though the Examiner were not there.

Although it may not be specified, you are expected to include such details as “Good Morning”, “Thank you”, etc., as appropriate.

This syllabus is approved for use in England, Wales and Northern Ireland as a Cambridge International Level 1/Level 2 Certificate.

DC (RW) 152728
© UCLES 2018

Need a home tutor? Visit smiletutor.sg

A

Estudiante: tú mismo/a
Profesor(a): empleado/a de la taquilla

Estás en España. Vas a la taquilla para comprar entradas para un espectáculo de flamenco.

1 **(i)** Saluda al empleado / a la empleada; **y**

(ii) Dile lo que quieres.

2 Dile cuántas entradas quieres.

3 Dile qué día quieres ver el espectáculo.

4 Escucha lo que te dice y dile qué espectáculo quieres ver.

5 **(i)** Dale las gracias; **y**

(ii) Pregunta el precio.

B

Estudiante: tú mismo/a
Profesor(a): empleado/a de la estación de tren

Estás en la estación de tren en España. Has perdido el tren para Toledo.

1 **(i)** Saluda al empleado / a la empleada; **y**

(ii) Dile qué problema tienes.

2 Responde a lo que te pregunta.

3 Explica por qué perdiste el tren. Menciona **dos** cosas.

4 **(i)** Estás contento/a: ¿Qué dices?

(ii) Dile qué vas a hacer en Toledo.

5 Pregunta algo sobre el tren. (¿andén? ¿coche comedor?)

Permission to reproduce items where third-party owned material protected by copyright is included has been sought and cleared where possible. Every reasonable effort has been made by the publisher (UCLES) to trace copyright holders, but if any items requiring clearance have unwittingly been included, the publisher will be pleased to make amends at the earliest possible opportunity.

To avoid the issue of disclosure of answer-related information to candidates, all copyright acknowledgements are reproduced online in the Cambridge International Examinations Copyright Acknowledgements Booklet. This is produced for each series of examinations and is freely available to download at www.cie.org.uk after the live examination series.

Cambridge International Examinations is part of the Cambridge Assessment Group. Cambridge Assessment is the brand name of University of Cambridge Local Examinations Syndicate (UCLES), which is itself a department of the University of Cambridge.

Need a home tutor? Visit smiletutor.sg

Cambridge International Examinations
Cambridge International General Certificate of Secondary Education

SPANISH **0530/03**

Paper 3 Speaking Role Play Card Nine **May/June 2018**

Approx. 15 minutes

No Additional Materials are required.

READ THESE INSTRUCTIONS FIRST

You must carry out the tasks specified in the situations overleaf. The roles to be played by the Examiner and yourself are indicated. You have 15 minutes to prepare the situations.

The important thing is to convey the message.

You should remember that you are taking part in a **conversation**: you must respond to what the Examiner says and not simply carry out the tasks supplied as though the Examiner were not there.

Although it may not be specified, you are expected to include such details as “Good Morning”, “Thank you”, etc., as appropriate.

This syllabus is approved for use in England, Wales and Northern Ireland as a Cambridge International Level 1/Level 2 Certificate.

DC (RW) 152728
© UCLES 2018

Need a home tutor? Visit smiletutor.sg

A

Estudiante: tú mismo/a
Profesor(a): empleado/a de la taquilla

Estás en España. Vas a la taquilla para comprar entradas para un espectáculo de flamenco.

1 **(i)** Saluda al empleado / a la empleada; **y**

(ii) Dile lo que quieres.

2 Dile cuántas entradas quieres.

3 Dile qué día quieres ver el espectáculo.

4 Escucha lo que te dice y dile qué espectáculo quieres ver.

5 **(i)** Dale las gracias; **y**

(ii) Pregunta el precio.

B

Estudiante: tú mismo/a
Profesor(a): recepcionista en un hotel

Estás en un hotel en Colombia. El ordenador en tu habitación no funciona. Hablas con el/la recepcionista.

1 **(i)** Saluda al/a la recepcionista; **y**

(ii) Explica el problema.

2 Responde a lo que te pregunta.

3 **(i)** No estás contento/a: ¿Qué dices?

(ii) Explica por qué tienes que utilizar el ordenador hoy.

4 Quieres saber algo sobre la cafetería. Haz **una** pregunta apropiada.

5 Dile qué planes tienes para mañana. Menciona **dos** cosas.

Permission to reproduce items where third-party owned material protected by copyright is included has been sought and cleared where possible. Every reasonable effort has been made by the publisher (UCLES) to trace copyright holders, but if any items requiring clearance have unwittingly been included, the publisher will be pleased to make amends at the earliest possible opportunity.

To avoid the issue of disclosure of answer-related information to candidates, all copyright acknowledgements are reproduced online in the Cambridge International Examinations Copyright Acknowledgements Booklet. This is produced for each series of examinations and is freely available to download at www.cie.org.uk after the live examination series.

Cambridge International Examinations is part of the Cambridge Assessment Group. Cambridge Assessment is the brand name of University of Cambridge Local Examinations Syndicate (UCLES), which is itself a department of the University of Cambridge.

Need a home tutor? Visit smiletutor.sg

Cambridge International Examinations
Cambridge International General Certificate of Secondary Education

SPANISH **0530/03**

Paper 3 Speaking Role Play Cards One – Nine **May/June 2018**

TEACHERS' NOTES

Approx. 15 minutes

No Additional Materials are required.

READ THESE INSTRUCTIONS FIRST

Each candidate's Speaking test must consist of the following **three** parts:

Part One of the test consists of two role plays. The role play situations are set out on pages 16–21 of this booklet and must be followed carefully by the teacher/Examiner. The teacher/Examiner must play his/her role as prescribed by Cambridge in order that candidates are given the opportunity to attempt all tasks. Extra tasks must not be created. Candidates should study the situations for fifteen minutes and then be prepared to act the roles assigned to them and respond to the parts played by the teacher/Examiner.

Part Two of the test starts with a presentation by the candidate on a topic of his/her choice. The teacher/Examiner must allow the candidate to speak for 1–2 minutes on his/her prepared topic and then follow this up with specific spontaneous questions related to the topic. This section of the test must last **about five minutes** in total.

Part Three of the test is a spontaneous conversation of a more general nature and must last **about five minutes**.

In the interests of fairness to candidates, Centres must adhere to the stipulated timings for the Topic Presentation/Conversation and General Conversation.

The Speaking test must be marked by the Centre according to the instructions and a sample submitted for External moderation.

This syllabus is approved for use in England, Wales and Northern Ireland as a Cambridge International Level 1/Level 2 Certificate.

This document consists of **23** printed pages and **1** blank page.

DC (NF) 144252/1
© UCLES 2018

CAMBRIDGE International Examinations

[Turn over

Need a home tutor? Visit smiletutor.sg

Contents

		Page
ADMINISTRATIVE ARRANGEMENTS		**3**
1	Examination period	3
2	Appointment of teacher/Examiner	3
3	Materials for the Speaking test	3
4	Recorded sample for External moderation	4
5	Two types of mark sheet are provided	4
6	Despatch of materials to Cambridge for External moderation	4
7	Arrangements for the test	5
8	Conduct of the test	5
9	Recording of candidates	6
10	Internal moderation	7
STRUCTURE OF THE TEST		**8**
	Test 1: Role Plays	8
	Test 2: Topic Presentation/Conversation	8
	Test 3: General Conversation	9
	Test 4: Impression	10
MARKING INSTRUCTIONS		**11**
	Table A – Test 1: Role Plays	12
	Tables B and C – Tests 2 and 3: Topic Presentation/Conversation and General Conversation	13
	Table D – Test 4: Impression	15
ROLE PLAYS		**16**
THE WORKING MARK SHEET		**22**
THE COVER SHEET FOR MODERATION SAMPLE		**23**

Each candidate Role Play Card contains two role plays. The list below gives details of the pages on which the Role Play Cards appear in this booklet.

	Role Play A	Role Play B
CARD ONE	Page 16	Page 19
CARD TWO	Page 16	Page 20
CARD THREE	Page 16	Page 21
CARD FOUR	Page 17	Page 19
CARD FIVE	Page 17	Page 20
CARD SIX	Page 17	Page 21
CARD SEVEN	Page 18	Page 19
CARD EIGHT	Page 18	Page 20
CARD NINE	Page 18	Page 21

Need a home tutor? Visit smiletutor.sg

© UCLES 2018

ADMINISTRATIVE ARRANGEMENTS

1 Examination period

The Speaking tests take place before the main examination series as notified on the timetable. Each Centre decides on a convenient period within these dates for its Speaking tests.

It is important that dates given for the completion of the Speaking tests and the despatch of recordings and mark sheets to Cambridge are adhered to in order to allow sufficient time for moderation.

2 Appointment of teacher/Examiner

Each Centre selects its own teacher/Examiner to conduct and assess the Speaking tests for its candidates. This is normally a teacher from within the Languages department, but could be someone local from outside the Centre. Cambridge is not responsible for any fees agreed.

In the interests of standardisation, there will be only one teacher/Examiner per Centre. Where a Centre wishes to use additional teacher/Examiners, permission to do so **must** be sought from the Languages Group at Cambridge before the start of each Speaking test period. **Permission to use more than one teacher/Examiner will only be granted on the understanding that teacher/Examiners at the Centre work together to ensure a common approach to the conduct of the Speaking tests and the application of the mark scheme.** The sample the Centre submits to Cambridge should include the work of each teacher/Examiner and a Speaking Examination Working Mark Sheet should be submitted for each teacher/Examiner, with candidate names and numbers clearly entered. Please see paragraph 10 (Internal moderation) for further details.

3 Materials for the Speaking test

Confidential test materials (Teachers' Notes Booklet and Role Play Cards) are despatched by Cambridge approximately two to three weeks before the assessment period. These should be opened in the four working days before the Centre's assessment starts and studied, in secure conditions at the Centre, by the teacher/Examiner before conducting his/her first Speaking test. Teacher/Examiners who have prepared their own roles fully and are confident in what they are doing are better able to help candidates who experience any difficulty. Once the materials have been opened, the Speaking tests must be completed as soon as is realistically possible. Once the Centre has completed its Speaking tests, the materials remain confidential and must be kept in a secure place by the Centre.

Please note, the role play situations **remain confidential throughout the examination period**. The Teachers' Notes Booklet and Role Play Cards must be returned to the Centre's secure room when they are not being used to prepare or conduct the live Speaking tests.

Need a home tutor? Visit smiletutor.sg

© UCLES 2018

[Turn over

4 Recorded sample for External moderation

The Centre must record the Speaking tests of all candidates. In order to allow Cambridge to check the standard of assessment, the Centre must then select a number of recordings to submit as its sample for External moderation, according to the instructions below. Only the recordings chosen as part of the sample for External moderation must be sent to Cambridge. The other recordings must be retained at the Centre until the result enquiry period has elapsed as they may be requested by Cambridge at a later stage.

- **Centres entering 1–16 candidates** must send the recordings of all the candidates.

- **Centres entering 17 or more candidates** must send:

  (i) the recordings of the first 10 candidates according to candidate number

  and

  (ii) the recordings of 6 candidates spread evenly across the ability range. The candidates selected should be representative of the range of marks awarded by the Centre and should be spread as evenly as possible across that range. If possible, the recordings of the strongest and the weakest candidates at the Centre should be included, with the other recordings spaced at equal intervals in between.

Note: Centres entering 17 or more candidates must send a total of 16 recordings. The category (ii) candidates must be chosen from candidates who do not fall into category (i). In Centres with just over 17 candidates, Cambridge accepts this may mean that the category (ii) candidates are not fully representative of the range.

The recording should be carried out in accordance with the instructions headed 'Recording of candidates' (see paragraph 9). The recording must be sent to Cambridge, together with the Moderator copy of the completed MS1 mark sheet and copies of the completed Speaking Examination Working Mark Sheet and Cover Sheet for Moderation Sample (see pages 22 and 23).

5 Two types of mark sheet are provided

(a) The Speaking Examination Working Mark Sheet is provided in this booklet (see page 22), to be photocopied as required. (An electronic version of the Working Mark Sheet is also available.) Candidates must be marked as they are being examined and not afterwards from a recording. The marks for each section of the test must be entered in detail as specified in the Marking Instructions.

(b) The total marks must then be transferred to the computer-printed Internal Assessment Mark Sheet (MS1) or to computer for Centres submitting marks electronically.

6 Despatch of materials to Cambridge for External moderation

(a) Marks and recordings must be returned to Cambridge as soon as all the Speaking tests have been completed. Centres must not wait until the end of the assessment period before despatching them.

(b) **(i)** The Board copy of the completed Internal Assessment Mark Sheet (MS1) must be returned to Cambridge in the separate envelope provided.

Need a home tutor? Visit smiletutor.sg

© UCLES 2018

(ii) The following items must be sent to Cambridge:

- the Moderator copy of the completed Internal Assessment Mark Sheet (MS1) or a signed printout of the marks file for Centres submitting marks electronically
- a copy of the completed Speaking Examination Working Mark Sheet
- a copy of the completed Cover Sheet for Moderation Sample
- the recorded sample
- details of Internal moderation procedures (only for Centres permitted to use more than one teacher/Examiner).

(c) Copies of both types of mark sheet are to be retained by the Centre in case of postal losses or delays.

7 Arrangements for the test

(a) **Quiet conditions**: Centres should ensure well in advance of the Speaking test period that a suitably quiet room will be available. Rooms which are too close to a playground, recreation room or noisy classroom are to be avoided. It is essential to exclude unnecessary background noise, e.g. lawn-mowers, phones. Notices must be displayed to prevent interruptions from people entering the room unaware that a test is in progress.

(b) **Invigilation**: Examination conditions must prevail in the area where the Speaking tests take place, including the space set aside for a candidate to study the role play situations. Adequate supervision must be provided to ensure that each candidate can study alone and in silence and that candidates leaving the interview room do not communicate with those waiting to enter. Candidates are not allowed to bring any notes for use during their preparation time, nor are they allowed to make notes.

(c) **The examination room**: Centres should ensure that a suitably-sized, e.g. not too big, room will be available. Candidates must be examined singly. No other person should be present during the tests, with the exception of another teacher/Examiner or an Officer from Cambridge. In those cases where it is necessary for a second teacher/Examiner to be present during Speaking tests, only one teacher/Examiner must conduct each test.

Teacher/Examiners should be positioned so that they face the candidates when they enter the room, with a table between themselves and the candidates. Candidates should not be positioned where they can see what the teacher/Examiner is writing on the mark sheets as this can be distracting.

Teacher/Examiners must not smoke in the examination room or in the presence of candidates. Those who smoke should arrange for breaks in the timetable as necessary.

8 Conduct of the test

(a) Teacher/Examiners should do their best to put candidates at their ease, e.g. by smiling when they enter the room and indicating where they should sit. A good teacher/Examiner will usually send a candidate out of the interview room smiling, no matter how good or bad the performance has been. However, the use of expressions such as ‘very good’, which candidates may interpret as a comment on performance, should be avoided.

(b) In addition, teacher/Examiners should not walk about or distract candidates in any way (e.g. by doodling or fiddling with papers, etc.); should always appear interested, even in mundane matters; should never show undue surprise, impatience or mockery; and should never correct a candidate.

Need a home tutor? Visit smiletutor.sg

9 Recording of candidates

The Centre is responsible for supplying blank CDs in order to record the Speaking tests of all its candidates. The Centre is also responsible for supplying recording equipment. All recording equipment must be of as high a standard as possible to ensure that moderation samples are clearly audible. In order to ensure that recording levels are satisfactory for both candidates and teacher/Examiner, the equipment to be used must be tested in situ some time before the actual tests take place, ideally with one of the candidates.

If at all possible, external microphones should be used so that separate microphones can be used for the candidate and the teacher/Examiner. If only one microphone is used, it should be placed nearer to the candidate than to the teacher/Examiner. With a softly-spoken candidate, the microphone should be placed even nearer to the candidate before the start of the test.

Centres with 16 or fewer candidates will send all their recordings to Cambridge for External moderation. Centres with more than 16 candidates must select 16 recordings to send to Cambridge for External moderation, according to the instructions in paragraph 4 (Recorded sample for External moderation). Moderation samples must be recorded at normal speed onto standard format CDs. **Mini CDs must not be used for sending the moderation sample to Cambridge. Each candidate's file must be saved individually and saved as .mp3 so that it can be accessed for the purposes of moderation.**

The recording must <u>not</u> be stopped once a candidate's test has started.

Each CD must be introduced **by the teacher/Examiner**, as follows:

'CD number ...
Centre number e.g. AA111
Centre name e.g. King's College
Examination number 0530
Examination name Spanish
Name of Examiner e.g. Mr R Peters
Date i.e. the date on which the test is conducted'

Each candidate must be introduced **by the teacher/Examiner**, as follows:

'Candidate number e.g. 047
Candidate name e.g. Jane Williams
Role Play Card e.g. Number 4'

CDs

Each CD sleeve must be labelled with syllabus name, syllabus/component number, Centre name/number and candidate name/number in recording order. Each CD must be labelled with syllabus/component number and Centre number. CD-friendly marker pens must be used to label CDs, as the use of biro, for example, may make the contents of the CD unreadable.

Each recorded file on the CD must be clearly named using the following convention:

Centre number_candidate number_syllabus number_component number.

Before CDs are despatched, spot checks must be made to ensure that every candidate is clearly audible.

If for any reason a test has failed to record or there are problems with the audibility of the recordings, the Centre must contact Cambridge Customer Services immediately to seek advice.

Need a home tutor? Visit smiletutor.sg

10 Internal moderation

Centres wishing to use more than one teacher/Examiner to conduct and assess Speaking tests must request permission from Cambridge (see paragraph 2). This will only be granted on the understanding that the following procedures are put in place to ensure that marks submitted by the Centre are consistent for all candidates, irrespective of which teacher/Examiner conducted and assessed the test:

- The teacher/Examiners conducting and assessing Speaking tests at the Centre must work together to ensure a common approach to the conduct of the Speaking test and the application of the mark scheme.

- One teacher/Examiner at the Centre must take responsibility for the standardisation of the marking of teacher/Examiners at the Centre. This person must ensure that all candidates taking the 0530/03 Speaking test at the Centre are judged against the same standards and that a valid rank order of candidates for the Centre as a whole is produced. Standardisation can take various forms, but the initial marking of each candidate must be done by the teacher/Examiner as the test is being conducted and not on the basis of a recording.

- The Speaking tests of all candidates at the Centre must be recorded. A single recorded sample for External moderation should then be produced according to the instructions in paragraph 4 (Recorded sample), with the additional requirement that the sample should, as far as possible, include equal numbers of recordings from each teacher/Examiner used at the Centre. A Speaking Examination Working Mark Sheet should be submitted for each teacher/Examiner, with candidate names and numbers clearly entered.

- The final column on the Speaking Examination Working Mark Sheet (Internal and/or External moderation) must be used to record the results of Internal moderation and details of the Centre's Internal moderation procedures must be enclosed with the materials for External moderation.

Guidelines for the Internal standardisation/moderation of Cambridge IGCSE foreign language Speaking tests are available from Cambridge.

Need a home tutor? Visit smiletutor.sg

© UCLES 2018

[Turn over

STRUCTURE OF THE TEST

Test 1: Role Plays (about 5 minutes) 30 marks

(a) A number of alternative Role Play Cards are supplied by Cambridge, and these should be used at random during each session of examining. The teacher/Examiner gives each candidate one card containing two role play situations (Role Play A and Role Play B). Each of these situations consists of five tasks (numbered 1–5 on the Role Play Cards). Candidates must be examined in both role play situations on the card they have been given and must complete all the tasks specified on their card. Having given the first candidate 15 minutes to prepare his/her two situations, the teacher/Examiner should hand a different card to the second candidate to prepare while the first candidate is being examined.

Candidates may not make written notes during their preparation time. They may take the Role Play Card they have prepared into the examination room. However, they may not take the Role Play Card away with them once the Speaking test is over.

Teacher/Examiners should note that although the timing for the role plays is given as five minutes, the actual time it takes to complete them will often be less and will vary from candidate to candidate.

(b) For each role play situation, the role of the teacher/Examiner is specified on pages 16–21 of this booklet. Usually, the teacher/Examiner has to initiate the dialogue. The teacher/Examiner is to assume the role of a well-disposed native speaker with no knowledge of the candidate's first language.

Teacher/Examiners must prepare the situations carefully and ensure that they play their role as prescribed by Cambridge in order that candidates are given the opportunity to attempt all the required tasks. The teacher/Examiner must not create extra tasks, nor must s/he omit tasks.

(c) Each situation must be carried out in full. If the candidate cannot handle one of the tasks set, the teacher/Examiner should not leave too long a pause, but should lead the candidate on to the next task.

(d) Should a candidate miss out a task, the teacher/Examiner should try to guide him/her back to it, in as natural a way as possible, e.g. by repeating or rephrasing a question if the candidate does not complete the task at the first attempt or gives an ambiguous response. It does not matter to Moderators that this may lead to tasks occurring in a different order, as long as they are all attempted. However, teacher/Examiners must ensure that, when rephrasing a task, they do not change its nature, e.g. if the task requires the candidate to produce a particular vocabulary item and this is in fact supplied by the teacher/Examiner, no credit can be given.

For the mark scheme, see Table A of the Marking Instructions.

Test 2: Topic Presentation/Conversation (about 5 minutes) 30 marks

(a) This part of the test starts with a one to two minute presentation by candidates on a topic of their choice which they will have prepared in advance. The teacher/Examiner will follow up the presentation with specific questions on the topic, bringing the total time for the Topic Presentation and Topic Conversation to approximately five minutes.

(b) It is not expected that all candidates within a Centre will prepare the same topic. Candidates must be encouraged to choose a topic in which they have a personal interest. Suitable subjects might be, for example, 'School life', 'Hobbies and pastimes' (general or specific), 'My country', 'Life in another country', 'My ambitions', 'Holidays'. Topics dealing with politics or social and economic issues are ambitious for this level of achievement and may disadvantage candidates if they do not possess the linguistic skills and maturity of ideas which such topics necessitate. Candidates

Need a home tutor? Visit smiletutor.sg

should not be allowed to present 'Myself' or 'My life' as topics as these can often pre-empt the General Conversation section.

(c) Candidates may use illustrative material, e.g. photographs, if this seems appropriate to their topic. However, they are not allowed to make or use written notes of any kind. Furthermore, illustrative material must not contain any words or notes of any kind. If illustrative material is used, the Centre must enclose a photocopy of the material with the sample for External moderation. The Centre number and candidate number must be clearly stated on the photocopy of the illustrative material.

(d) The teacher/Examiner must allow candidates to speak for one to two minutes uninterrupted on their chosen topic before starting the Topic Conversation. Where a candidate has been talking for two minutes and shows no sign of finishing his/her Topic Presentation, the teacher/Examiner must interrupt and start the Topic Conversation.

(e) In the Topic Conversation, candidates should be able to respond to the teacher/Examiner's questions in a spontaneous and natural manner. It is the extent to which candidates can manipulate their prepared material according to the needs of the teacher/Examiner that determines their marks: once the discussion of the prepared Topic begins, candidates must not be allowed to deliver a prepared monologue or a series of obviously prepared replies.

(f) The teacher/Examiner must try to extend the candidate as far as possible by giving him/her the opportunity to provide opinions and justifications and use a variety of tenses. Candidates who do not show that they are able to use past and future tenses accurately cannot be awarded a mark in the Satisfactory band or above for Language (see Table C of the Marking Instructions). In order to extend the candidate as far as possible, the teacher/Examiner should probe, explore, ask for explanations, enlargements, descriptions (how? when? why? tell me a bit more about… etc.).

For the mark scheme, see Tables B and C of the Marking Instructions.

Test 3: General Conversation (about 5 minutes) 30 marks

(a) The teacher/Examiner must indicate to the candidate the point of transition from Topic Conversation to General Conversation.

It can be helpful to ease the candidate into the General Conversation either by starting out from a point of interest noted earlier, or by asking a couple of general 'starter' questions relating to the candidate's everyday life.

Questioning in the General Conversation must not cover the same material as the Topic Conversation, e.g. if the candidate has talked about sport in the Topic Conversation, it is not appropriate for the teacher/Examiner to return to this topic in the General Conversation.

The General Conversation must last the stipulated five minutes for each candidate. Some candidates may dry up after a few minutes, but it is important to persevere with the conversation (e.g. by complete changes of subject), so that they are given every opportunity to do themselves justice.

(b) The teacher/Examiner should aim to cover **two or three** of the Defined Content Examination Topics in this section of the test (these are listed in the Syllabus Content section of the syllabus booklet). With weaker candidates, it may be necessary to cover a greater number of topics superficially, but with more able candidates, the teacher/Examiner should ask a series of linked questions on just two or three topics, in order to explore these in greater depth. Examples of suitable topics are school (subjects, number of periods, times, games, etc.), home, town, journey to and from school, free time (evenings, weekends), holidays, hobbies. All candidates can reasonably be expected to have the command of vocabulary and idiom necessary to discuss these topics.

Need a home tutor? Visit smiletutor.sg

Precise factual information or knowledge is not required, and candidates should not be penalised for lack of such knowledge. The teacher/Examiner should be ready to pass on quickly to another topic if candidates are obviously out of their depth. Teacher/Examiners should try to avoid questions which might embarrass or upset a candidate.

(c) Candidates are expected to give natural replies to questions so their answers need not be in the form of complete sentences. However, candidates whose conversation consists largely of monosyllabic or disjointed replies cannot gain much credit for such a performance, and it is therefore the teacher/Examiner's responsibility to avoid questions inviting answers of simply 'yes' or 'no'. Instead, the teacher/Examiner must use a variety of question types and interrogative adverbs, ranging from a basic level of simple questions which demand short predictable responses, e.g. when? how many? how long? with whom? with what? how? etc., to more searching questions such as why? tell me about… what do you think about?

(d) Questions should be adjusted to the candidate's ability. However, as in the Topic Conversation, the teacher/Examiner must try to extend the candidate as far as possible by giving them the opportunity to explain and justify their opinions and use a variety of tenses (themes could be past visits to other countries, plans for the future, etc.). Candidates who do not show that they are able to use past and future tenses accurately cannot be awarded a mark in the Satisfactory band or above for Language (see Table C of the Marking Instructions). More able candidates may not be able to do themselves justice if the more stretching questions are avoided.

(e) Candidates should be prompted and encouraged where necessary, and long silences should be avoided. However, candidates should not be interrupted unless it is clear that they cannot complete the answer. Incorrect answers should never be corrected, nor answers supplied when none are given. Questions should be rephrased (rather than repeated) in an attempt to maintain the dialogue.

(f) The use of vocabulary or phrases from the candidate's first language should be avoided, except in the case of particular institutions, e.g. names of examinations, types of school, etc.

(g) The teacher/Examiner must avoid talking too much and limiting the amount of time available to candidates to show what they can do. The onus is on candidates to show that they can converse adequately in the language, but at the same time it is up to the teacher/Examiner to make sure that candidates are given every opportunity to do so by following up any opening given.

For the mark scheme, see Tables B and C of the Marking Instructions.

Test 4: Impression 10 marks

At the end of the test, the teacher/Examiner must make an assessment of the candidate's pronunciation, intonation and fluency based on the candidate's overall performance in the Speaking test.

For the mark scheme, see Table D of the Marking Instructions.

Need a home tutor? Visit smiletutor.sg

© UCLES 2018

MARKING INSTRUCTIONS

Use the Speaking Examination Working Mark Sheet (see page 22: to be photocopied as required). An electronic version of the Working Mark Sheet is also available.

Test 1 Role Plays. 30 marks. Use Table A.

Enter the mark for each task in the ten columns 1–10 of the Speaking Examination Working Mark Sheet.

Test 2 Topic Presentation/Conversation. 30 marks. Use Tables B and C.

(i) Award a mark out of 15 for Communication using Table B.
Enter the mark in column 11.

(ii) Award a mark out of 15 for Language using Table C.
Enter the mark in column 12.

Test 3 General Conversation. 30 marks. Use Tables B and C.

Mark as for Test 2 using Tables B and C.
Enter marks out of 15 in columns 13 and 14.

Test 4 Impression. 10 marks. Use Table D.

Enter the mark (maximum 10) in column 15.

Add the marks and enter the total, in large figures, in the column headed Total Mark. Please double-check the addition as even small errors create problems.

Marking: General Principles

1 Teacher/Examiners are urged to use the full range of marks, bearing in mind that it is not necessary for a candidate to be of native speaker standard in order to be given maximum marks within any single category.

2 The general approach is a positive one and marks should be awarded based on what the candidate can do rather than deducted for errors.

3 Above all else, teacher/Examiners should be consistent in their marking. The moderation process allows for adjustments to be made to consistently harsh or consistently generous marking. Where teacher/Examiners are unsure of the mark to award, they should err on the side of generosity.

Need a home tutor? Visit smiletutor.sg

© UCLES 2018

[Turn over

TABLE A – Test 1: Role Plays (30 marks)

In this part of the test, the teacher/Examiner plays the part of a sympathetic native speaker with no knowledge of the candidate's first language.

The role plays test the ability of the candidates to communicate needs, information, requests, etc., in plausibly life-like situations. Intelligibility is therefore more important than grammatical or syntactic accuracy. However, verbal communication only is assessed: credit is not given for gestures, facial expressions or other non-verbal forms of communication.

Candidates are required to give natural responses, not necessarily in the form of full sentences. The use of appropriate register and correct idiom is rewarded.

Each of the ten tasks to be performed in the role plays will be assessed using the mark scheme below. Marks may not be awarded for the completion of tasks other than those specified by Cambridge in the Role Play Cards/Teachers' Notes Booklet, nor for tasks that are omitted.

An accurate utterance which not only conveys the meaning but which is expressed in native idiom and appropriate register. Minor errors (adjective endings, use of prepositions, etc.) are tolerated. The utterance is intelligible and the task of communication is achieved.	3
The language used is not necessarily the most appropriate to the situation and may contain inaccuracies which do not obscure the meaning.	2
Communication of some meaning is achieved, but the native speaker would find the message ambiguous or incomplete.	1
The utterance is unintelligible to the native speaker.	0

NB **1** If there are two elements in a task and only one is completed, then a maximum of one mark only may be awarded.

2 When awarding marks, teacher/Examiners should start at the bottom of the mark scheme and work upwards:

0 = nothing of worth communicated
1 = partial communication
2 = all points communicated – but with some linguistic inaccuracies – meaning clear
3 = meaning clear and accurately conveyed.

3 Short utterances, if appropriate, can be worth three marks.

Need a home tutor? Visit smiletutor.sg

© UCLES 2018

TABLES B and C – Tests 2 and 3: Topic Presentation/Conversation and General Conversation (2 × 30 marks)

Each of Tests 2 and 3 is awarded two marks: a mark out of 15 for Communication and a mark out of 15 for Language (see Tables B and C).

It is important that teacher/Examiners award marks positively. In order to ensure that they reward achievement rather than penalise failure or omissions, teacher/Examiners should start at the bottom of the mark scheme and work upwards through the descriptors when awarding marks.

The teacher/Examiner should adopt a 'best-fit' approach. For each of the two assessment criteria, Communication (Table B) and Language (Table C), the teacher/Examiner must select the set of descriptors provided in the mark scheme that most closely describes the quality of the work being marked. As the teacher/Examiner works upwards through the mark scheme, s/he will eventually arrive at a set of descriptors that fits the candidate's performance. When s/he reaches this point, the teacher/Examiner should always then check the descriptors in the band above to confirm whether or not there is just enough evidence to award a mark in the higher band.

When awarding the marks for the Topic Presentation/Conversation, the teacher/Examiner may find that the quality of the work produced in the presentation is superior to that produced in the conversation (or vice versa). In such cases, the teacher/Examiner will need to award a mark that takes into account both the strengths and weaknesses of the performance.

To select the most appropriate mark within each set of descriptors, teacher/Examiners should use the following guidance:

- If most of the descriptors fit the work, then the teacher/Examiner will award the middle mark in the band.
- If the descriptors fully fit the work (and the teacher/Examiner had perhaps been considering the band above), the highest of the three marks will be awarded.
- If there is just enough evidence (and the teacher/Examiner had perhaps been considering the band below), then the lowest mark in the band will be awarded.

Where there are only two marks within a band, the choice will be between work which in most respects meets the descriptors and work which just meets the descriptors.

Need a home tutor? Visit smiletutor.sg

© UCLES 2018

[Turn over

TABLE B – Mark Scheme for Communication

This assesses the candidate's response in terms of comprehension of the teacher/Examiner, immediacy of reaction/response, and successful transmission of messages (including presentation of material in the topic).

Outstanding	• A spontaneous interchange between candidate and Examiner. Candidate responds fully and confidently to all question types. • Can justify and explain routinely. • Very consistent performance. Not necessarily of native speaker standard.	14–15
Very good	• Generally understands questions first time, but may require occasional rephrasing. Can respond satisfactorily to both straightforward and unexpected questions. • Regularly develops own ideas and opinions and provides justifications.	12–13
Good	• Has no difficulty with straightforward questions and responds satisfactorily to some unexpected ones. • Communicates essential elements and can expand occasionally. • Regularly expresses opinions with some simple justifications.	10–11
Satisfactory	• Understands most straightforward questions, but has difficulty with some unexpected ones and needs some rephrasing. • Communicates most of the essential elements. • Can convey simple, straightforward opinions.	7–9
Weak	• Has difficulty with many straightforward questions, but still attempts an answer. • Communicates simple pieces of information.	4–6
Poor	• Frequently has difficulty understanding the questions and has great difficulty in replying. • Communicates a few facts.	1–3
	• Communicates no relevant information.	0

Need a home tutor? Visit smiletutor.sg

© UCLES 2018

TABLE C – Mark Scheme for Language

This assesses the linguistic content of the candidate's answers in terms of complexity, accuracy and range of structures, vocabulary and idiom.

Outstanding	• Very accurate use of a wide range of structures, vocabulary and idiom with occasional errors in more complex language. • Not necessarily of native speaker standard.	14–15
Very good	• Wide range of mostly accurate structures and vocabulary.	12–13
Good	• Good range of generally accurate structures, varied vocabulary.	10–11
Satisfactory*	• Adequate range of structures and vocabulary. **Can use past and future tenses accurately.** Some ambiguity.	7–9
Weak	• Some manipulation of structures and awareness of verbs, though often faulty and/or incomplete. Shows elementary, limited vocabulary.	4–6
Poor	• Shows very limited range of structures and vocabulary.	1–3
	• Nothing coherent or accurate enough to be comprehensible.	0

*Candidates who do not show that they are able to use past and future tenses accurately cannot be awarded a mark in the Satisfactory band or above for Language.

TABLE D – Impression (10 marks)

This assesses the candidate's performance across the whole Speaking test in terms of pronunciation, intonation and fluency.

Very good pronunciation, intonation and fluency; an occasional slight mistake or hesitation. Not necessarily of native speaker standard.	9–10
Good pronunciation and fluency; makes a fair attempt at correct intonation and expression; some mistakes and/or hesitation.	7–8
A fair degree of fluency and accuracy in pronunciation despite quite a number of errors; some attempt at intonation and expression.	5–6
Conveys some meaning despite a lack of fluency and many errors; pronunciation strongly influenced by first language.	3–4
Many gross errors; frequently incomprehensible.	1–2
Nothing comprehensible.	0

Need a home tutor? Visit smiletutor.sg

© UCLES 2018

[Turn over

For Role Play Cards One, Two, Three. Role Play A.

A

Estudiante: tú mismo/a
Profesor(a): empleado/a de un bar

Estás en México. Vas a un bar para tomar un bocadillo.

P **Salude al/a la estudiante y pregúntele "¿En qué puedo servirlo/la?"**

E **(i)** Saluda al empleado / a la empleada; **y**

(ii) Dile lo que quieres.

P **Pregúntele "¿De qué quiere el bocadillo?"**

E Dile de qué quieres el bocadillo.

P **Pregúntele "¿Quiere el bocadillo con ensalada o con patatas fritas?"**

E Escucha lo que dice y dile lo que quieres con el bocadillo.

P **Pregúntele "¿Qué quiere beber?"**

E Dile qué quieres beber.

P **Dígale "Aquí tiene el bocadillo y la bebida."**

E **(i)** Dale las gracias; **y**

(ii) Pregunta el precio.

P **Responda de forma apropiada y termine la conversación.**

Need a home tutor? Visit smiletutor.sg

© UCLES 2018

For Role Play Cards Four, Five, Six. Role Play A.

A

Estudiante: tú mismo/a
Profesor(a): tu amigo/a español(a)

Llamas por teléfono a tu amigo/amiga español(a) porque quieres jugar al tenis.

P **Conteste el teléfono.**

E **(i)** Saluda a tu amigo/amiga; **y**

(ii) Dile lo que quieres.

P **Pregúntele "¿Qué día quieres jugar?"**

E Dile qué día quieres jugar.

P **Dígale "Muy bien. ¿Quieres quedar en mi casa o en el centro?"**

E Escucha lo que te dice y dile dónde quieres quedar.

P **Dígale "Vale. Voy a traer unas raquetas nuevas para jugar."**

E **(i)** Dale las gracias; **y**

(ii) Pregunta dónde está la pista de tenis.

P **Dígale "Está muy cerca. ¿Qué quieres hacer después de jugar al tenis?"**

E Dile qué quieres hacer después de jugar al tenis.

P **Responda de forma apropiada y termine la conversación.**

Need a home tutor? Visit smiletutor.sg

© UCLES 2018

[Turn over

For Role Play Cards Seven, Eight, Nine. Role Play A.

A

Estudiante: tú mismo/a
Profesor(a): empleado/a de la taquilla

Estás en España. Vas a la taquilla para comprar entradas para un espectáculo de flamenco.

P **Salude al/a la estudiante y pregúntele "¿En qué puedo servirlo/la?"**

E **(i)** Saluda al empleado / a la empleada; **y**

(ii) Dile lo que quieres.

P **Pregúntele "¿Cuántas entradas quiere?"**

E Dile cuántas entradas quieres.

P **Pregúntele "¿Qué día quiere ver el espectáculo?"**

E Dile qué día quieres ver el espectáculo.

P **Pregúntele "¿Quiere ver el espectáculo de la tarde o de la noche?"**

E Escucha lo que te dice y dile qué espectáculo quieres ver.

P **Dígale "Aquí tiene la(s) entrada(s)."**

E **(i)** Dale las gracias; **y**

(ii) Pregunta el precio.

P **Responda de forma apropiada y termine la conversación.**

Need a home tutor? Visit smiletutor.sg

© UCLES 2018

For Role Play Cards One, Four, Seven. Role Play B.

B

Estudiante: tú mismo/a
Profesor(a): empleado/a de un polideportivo

Quieres un trabajo para las vacaciones. Llamas por teléfono a un polideportivo en España.

P **Conteste el teléfono y diga "Polideportivo Central. ¿Dígame?"**

E **(i)** Saluda al empleado / a la empleada; **y**

(ii) Dile lo que quieres.

P **Pregúntele "¿Qué experiencia de trabajo ha tenido?"**

E Dile qué experiencia de trabajo has tenido. Menciona **dos** cosas.

P **Pregúntele "¿Qué deporte le interesa?"**

E Responde a lo que te pregunta.

P **Pregúntele "¿Puede venir hoy para una entrevista?"**

E **(i)** Discúlpate; **y**

(ii) Explica por qué no puedes ir hoy a la entrevista.

P **Dígale "Vale. Podemos hacer la entrevista mañana por la mañana a las nueve."**

E Pregunta algo sobre el trabajo. (¿sueldo? ¿uniforme?)

P **Responda de forma apropiada y termine la conversación.**

Need a home tutor? Visit smiletutor.sg

© UCLES 2018

[Turn over

For Role Play Cards Two, Five, Eight. Role Play B.

B

Estudiante: tú mismo/a
Profesor(a): empleado/a de la estación de tren

Estás en la estación de tren en España. Has perdido el tren para Toledo.

P **Salude al/a la estudiante y pregúntele "¿En qué puedo servirlo/la?"**

E **(i)** Saluda al empleado / a la empleada; **y**

(ii) Dile qué problema tienes.

P **Pregúntele "¿Qué tipo de billete tiene?"**

E Responde a lo que te pregunta.

P **Pregúntele "¿Por qué perdió el tren?"**

E Explica por qué perdiste el tren. Menciona **dos** cosas.

P **Dígale "No se preocupe. Puede tomar el próximo tren. ¿Qué va a hacer en Toledo?"**

E **(i)** Estás contento/a: ¿Qué dices?

(ii) Dile qué vas a hacer en Toledo.

P **Dígale "El próximo tren pasa dentro de media hora."**

E Pregunta algo sobre el tren. (¿andén? ¿coche comedor?)

P **Responda de forma apropiada y termine la conversación.**

Need a home tutor? Visit smiletutor.sg

© UCLES 2018

For Role Play Cards Three, Six, Nine. Role Play B.

B

Estudiante: tú mismo/a
Profesor(a): recepcionista en un hotel

Estás en un hotel en Colombia. El ordenador en tu habitación no funciona. Hablas con el/la recepcionista.

P **Salude al/a la estudiante y pregúntele "¿En qué puedo servirlo/la?"**

E **(i)** Saluda al/a la recepcionista; **y**

(ii) Explica el problema.

P **Pregúntele "¿Cuál es su número de habitación?"**

E Responde a lo que te pregunta.

P **Dígale "Lo siento. En este momento no hay un técnico aquí."**

E **(i)** No estás contento/a: ¿Qué dices?

(ii) Explica por qué tienes que utilizar el ordenador hoy.

P **Dígale "No se preocupe. Hay una cafetería Internet en el pueblo."**

E Quieres saber algo sobre la cafetería. Haz **una** pregunta apropiada.

P **Responda de forma apropiada y pregúntele "¿Qué planes tiene para mañana?"**

E Dile qué planes tienes para mañana. Menciona **dos** cosas.

P **Responda de forma apropiada y termine la conversación.**

Need a home tutor? Visit smiletutor.sg

© UCLES 2018

[Turn over

© UCLES 2018

SPANISH (0530)
Speaking Examination Working Mark Sheet

Please read the instructions printed in the Teachers' Notes Booklet before completing this form.

Centre Number						Centre Name		**June**	**2**	**0**	**1**	**8**

Candidate Number	R.P. Card no.	Candidate Name		Role Play A (max 15)					Role Play B (max 15)					Topic / Topic Conversation (max 30)		General Conversation (max 30)		Impression (max 10)	Total Mark	Internal and/or External Moderation
			Task	1	2	3	4	5	6	7	8	9	10	11	12	13	14	15		
			Mark (Max)	**3**	**3**	**3**	**3**	**3**	**3**	**3**	**3**	**3**	**3**	**15**	**15**	**15**	**15**	**10**	**100**	

Need a home tutor? Visit smiletutor.sg

Name of Examiner completing this form in capitals		Signature		Date						

Cambridge IGCSE Spanish (0530): Cover Sheet for Moderation Sample

A copy of this cover sheet must be completed by the Centre and enclosed with the moderation documentation and recorded sample to be despatched to Cambridge.

Centre name: | **Centre number:**

1 Tick to confirm that the required moderation documents are enclosed:

- ☐ (i) Moderator copy of MS1 **or** printout of Internal Marks Report.
- ☐ (ii) Copy of completed Working Mark Sheet(s) (WMS).*

(* One WMS per Examiner in Centres using more than one Examiner)

If any other documents are enclosed for Cambridge's attention, please list them below:

.....

2 Tick to confirm that documentation has been checked for arithmetical and transcription errors:

- ☐ (i) Addition of marks on WMS has been checked and Total Mark is correct for each candidate.
- ☐ (ii) Total Mark for each candidate has been correctly transferred to the MS1 or computer.

3 Tick to confirm that the recording quality of moderation samples has been checked:

- ☐ All sample recordings are clearly audible.
- ☐ Samples are recorded on standard size CDs and recorded at normal speed.
- ☐ **Digital recordings only:** each candidate saved individually and files saved as .mp3.

4 Tick to confirm that the correct number of candidates has been submitted for moderation:

For Centres with 16 or fewer candidates, the following are enclosed:

- ☐ Recordings of the complete Speaking tests of all candidates.

For Centres with 17 or more candidates, the following are enclosed:

- ☐ (i) Recordings of the complete Speaking tests of 6 candidates across the range **AND**
- ☐ (ii) Recordings of the complete Speaking tests of the first 10 candidates by candidate number.

5 CENTRES USING MORE THAN 1 EXAMINER – tick to confirm Internal moderation procedures:

- ☐ Copy of permission from Cambridge to use more than 1 Examiner enclosed.
- ☐ Internal moderation carried out and details of Internal moderation procedures enclosed.

Materials checked by: (name) | **Date:**

(signature)

Need a home tutor? Visit smiletutor.sg

© UCLES 2018

BLANK PAGE

Permission to reproduce items where third-party owned material protected by copyright is included has been sought and cleared where possible. Every reasonable effort has been made by the publisher (UCLES) to trace copyright holders, but if any items requiring clearance have unwittingly been included, the publisher will be pleased to make amends at the earliest possible opportunity.

To avoid the issue of disclosure of answer-related information to candidates, all copyright acknowledgements are reproduced online in the Cambridge International Examinations Copyright Acknowledgements Booklet. This is produced for each series of examinations and is freely available to download at www.cie.org.uk after the live examination series.

Cambridge International Examinations is part of the Cambridge Assessment Group. Cambridge Assessment is the brand name of University of Cambridge Local Examinations Syndicate (UCLES), which is itself a department of the University of Cambridge.

Need a home tutor? Visit smiletutor.sg

Cambridge Assessment International Education
Cambridge International General Certificate of Secondary Education

SPANISH **0530/11**

Paper 1 Listening **May/June 2018**

MARK SCHEME

Maximum Mark: 45

Published

This mark scheme is published as an aid to teachers and candidates, to indicate the requirements of the examination. It shows the basis on which Examiners were instructed to award marks. It does not indicate the details of the discussions that took place at an Examiners' meeting before marking began, which would have considered the acceptability of alternative answers.

Mark schemes should be read in conjunction with the question paper and the Principal Examiner Report for Teachers.

Cambridge International will not enter into discussions about these mark schemes.

Cambridge International is publishing the mark schemes for the May/June 2018 series for most Cambridge IGCSE™, Cambridge International A and AS Level and Cambridge Pre-U components, and some Cambridge O Level components.

IGCSE™ is a registered trademark.

This syllabus is approved for use in England, Wales and Northern Ireland as a Cambridge International Level 1/Level 2 Certificate.

© UCLES 2018

Need a home tutor? Visit smiletutor.sg

PUBLISHED

Generic Marking Principles

These general marking principles must be applied by all examiners when marking candidate answers. They should be applied alongside the specific content of the mark scheme or generic level descriptors for a question. Each question paper and mark scheme will also comply with these marking principles.

GENERIC MARKING PRINCIPLE 1:

Marks must be awarded in line with:

- the specific content of the mark scheme or the generic level descriptors for the question
- the specific skills defined in the mark scheme or in the generic level descriptors for the question
- the standard of response required by a candidate as exemplified by the standardisation scripts.

GENERIC MARKING PRINCIPLE 2:

Marks awarded are always **whole marks** (not half marks, or other fractions).

GENERIC MARKING PRINCIPLE 3:

Marks must be awarded **positively**:

- marks are awarded for correct/valid answers, as defined in the mark scheme. However, credit is given for valid answers which go beyond the scope of the syllabus and mark scheme, referring to your Team Leader as appropriate
- marks are awarded when candidates clearly demonstrate what they know and can do
- marks are not deducted for errors
- marks are not deducted for omissions
- answers should only be judged on the quality of spelling, punctuation and grammar when these features are specifically assessed by the question as indicated by the mark scheme. The meaning, however, should be unambiguous.

GENERIC MARKING PRINCIPLE 4:

Rules must be applied consistently e.g. in situations where candidates have not followed instructions or in the application of generic level descriptors.

Need a home tutor? Visit smiletutor.sg

© UCLES 2018

GENERIC MARKING PRINCIPLE 5: Marks should be awarded using the full range of marks defined in the mark scheme for the question (however; the use of the full mark range may be limited according to the quality of the candidate responses seen).
GENERIC MARKING PRINCIPLE 6: Marks awarded are based solely on the requirements as defined in the mark scheme. Marks should not be awarded with grade thresholds or grade descriptors in mind.

Need a home tutor? Visit smiletutor.sg

1 General Marking Principles

1.1 It is not possible to list all acceptable alternatives in the Detailed Mark Scheme provided in Section 2. You will need to consider all alternative answers and unexpected approaches in candidates' scripts, make a decision on whether they communicate the required elements, in consultation with your Team Leader if necessary (or with your Product Manager if you are a single Examiner), and award marks accordingly.

The following marking principles underpin the detailed instructions provided in Section 2 of the Mark Scheme. **Where a decision is taken to deviate from these principles for a particular question, this will be specified in the Mark Scheme.** Often the general principles will have to be weighed up against each other, e.g. the answer might pass the look-alike test (1.5(b)), but if the candidate has produced an answer that is another word in the target language they will not score (1.6).

1.2 Crossing out:

(a)	If a candidate changes his/her mind over an answer and crosses out an attempt, award a mark if the final attempt is correct.
(b)	If a candidate crosses out an answer to a whole question but makes no second attempt at it, mark the crossed out work.

1.3 More than the stipulated number of boxes ticked/crossed by the candidate:

(a)	If more than one attempt is visible, but the candidate has clearly indicated which attempt is his/her final answer (e.g. by crossing out other attempts or by annotating the script in some way), mark in the usual way.
(b)	If two attempts are visible (e.g. 2 boxes ticked instead of the 1 box stipulated), and neither has been crossed out/discounted by the candidate, no mark can be awarded.
(c)	Where candidates must tick a number of boxes (e.g. tick the 6 true statements) and tick too many, apply the following rule: deduct the number of 'extra' answers indicated by the candidate from their number of correct answers. The remaining number is the mark awarded, e.g. the candidate is asked to tick 6 statements, but ticks 8. 5 of the ticks are correctly placed, but 2 are 'extras' (8 ticks placed by candidate minus 6 ticks required by rubric = 2 'extras'). Therefore the candidate is awarded a mark of 3.
(d)	Answers in pen do not take precedence over answers in pencil, e.g. if a candidate is asked to tick 1 box and ticks 2, one in pen and the other in pencil, the mark cannot be awarded unless there is explicit indication from the candidate as to which is his/her final answer.

Need a home tutor? Visit smiletutor.sg

© UCLES 2018

1.4 For questions requiring more than one element for the answer, (i) and (ii), where the answers are interchangeable:

(a)	Both correct answers on line 1 and line 2 blank = 2
(b)	Both correct answers on line 1 and line 2 wrong = 1

(or vice-versa)

1.5 Answers requiring the use of Spanish (rather than a non-verbal response) should be marked for communication. Tolerate inaccuracies provided the message is clear.

(a)	'If in doubt, sound it out': if you read what the candidate has written, does it sound like the correct answer?
(b)	Look-alike test: does what the candidate has written look like the correct answer?
(c)	Accept incorrect gender or person unless Mark Scheme specifies otherwise.
(d)	Accept incorrect possessive adjectives, e.g. mi, tu, su etc., unless Mark Scheme specifies otherwise.
(e)	Accept incorrect tense unless Mark Scheme specifies otherwise.
(f)	Tolerate incorrect auxiliary unless Mark Scheme specifies otherwise.
(g)	Tolerate incorrect use of infinitive unless Mark Scheme specifies otherwise.

1.6 Unless the Mark Scheme specifies otherwise, **do not accept incorrect Spanish if the word given means something else in Spanish**. (Incorrect Spanish which constitutes a word in any language other than Spanish is marked (i) on the basis of whether it is accepted or refused in the Mark Scheme and (ii) if not mentioned in the Mark Scheme, on the basis of 1.5 above).

1.7 Where words are combined or split inappropriately do not award the mark, e.g. 'supadre' and 'elar ticulo' (inappropriate splitting or combination is an indication that the candidate has not understood).

Need a home tutor? Visit smiletutor.sg

© UCLES 2018

1.8 Annotation used in the Mark Scheme:

(a)	INV = invalidation and is used when additional material included by the candidate is judged to invalidate an otherwise correct answer thus preventing him/her from scoring the mark (INV = 0).
(b)	tc = 'tout court' and means that on its own the material is not sufficient to score the mark.
(c)	HA = harmless additional material which in conjunction with the correct answer does not prevent the candidate from scoring the mark.
(d)	BOD = benefit of the doubt and is used to indicate material considered by the Examiner and judged to be more correct than incorrect: the benefit of the doubt is given to the candidate and the mark is awarded.

1.9 No response and '0' marks

There is a NR (No Response) option in **RM Assessor**.

Award NR (No Response):
If there is nothing written at all in the answer space or
If there is only a comment which does not in any way relate to the question being asked (e.g. 'can't do' or 'don't know') or
If there is only a mark which isn't an attempt at the question (e.g. a dash, a question mark).

Award 0:
If there is any attempt that earns no credit. This could, for example, include the candidate copying all or some of the question, or any working that does not earn any marks, whether crossed out or not.

Need a home tutor? Visit smiletutor.sg

© UCLES 2018

1.10 Extra material:

It is the candidate's responsibility to answer questions in such a way as to demonstrate to the Examiner that s/he has understood the recorded material. Where candidates introduce extra, irrelevant material to an otherwise correct answer the danger is that the Examiner is being forced to 'choose' the correct answer and s/he cannot be certain that the candidate has shown understanding. Where the Examiner is put in this position the mark cannot be awarded. The Detailed Mark Scheme cannot cover all eventualities and where specific instructions are not provided, Examiners must check the transcript to ensure the correct elements which would qualify for the mark are not contradicted or distorted by any extra material. The following, general, rules should be applied:

(a)	Extra material, mentioned in the Mark Scheme, which reinforces the correct answer or in itself constitutes an alternative correct answer:	this is acceptable and is not penalised
(b)	Extra material which constitutes an alternative answer, **but which is not explicitly mentioned in the Mark Scheme:**	the Examiner needs to decide, by consulting the transcript and the Team Leader if necessary, whether the alternative answer constitutes: (i) an alternative correct answer, in which case this falls into category (a) and the answer should be rewarded (ii) or an answer which on its own would be refused, in which case this falls into category (c) and the answer should be refused
(c)	Extra material which constitutes an alternative answer **specifically refused in the Mark Scheme:**	this puts the Examiner in the position of having to 'choose' which is the candidate's 'final' answer – the Examiner cannot be sure what the candidate has understood – and the mark cannot be awarded
(d)	Extra material which distorts or contradicts the correct answer:	this affects communication – the Examiner cannot be sure what the candidate has understood – and the mark cannot be awarded
(e)	Extra material introduced by the candidate and which does not feature in the original transcript:	this affects communication – the Examiner cannot be sure what the candidate has understood – and the mark cannot be awarded. It can sometimes be difficult to draw the line between what is a deduction made by an able candidate on the basis of what they have heard and pure guesswork. Therefore where a particular answer is not covered in the Mark Scheme, Examiners should consult their Team Leader

Need a home tutor? Visit smiletutor.sg

© UCLES 2018

2 Detailed Mark Scheme

Section 1 Exercise 1

Question	Answer	Marks	Guidance
1	A	**1**	
2	C	**1**	
3	C	**1**	
4	B	**1**	
5	D	**1**	
6	A	**1**	
7	D	**1**	
8	B	**1**	

Need a home tutor? Visit smiletutor.sg

Section 1 Exercise 2

Question	Answer	Marks	Guidance
9	norte	**1**	
10	B	**1**	
11	A	**1**	
12	A	**1**	
13	C	**1**	
14	verde	**1**	
15	B	**1**	

Need a home tutor? Visit smiletutor.sg

© UCLES 2018

Section 2 Exercise 1

Question	Answer	Marks	Guidance
16	(a) ✓ (b) (c) (d) ✓ (e) (f) (g) ✓ (h) ✓ (i) (j) ✓ (k) (l) ✓ Type in the letter for each correct option:	**6**	A mark out of 6 is entered for the whole exercise in the mark input box. USE MARKING TOOL TO TICK '✓' EACH CORRECT ANSWER UNLESS ALL 6 CORRECT If more than 6 boxes are ticked by the candidate, indicate 'working' in 'Comments' box: e.g. 7 boxes ticked of which 6 are correct use formula 6 – 1 = 5 (where 1 = the number of extra boxes ticked).

Need a home tutor? Visit smiletutor.sg

Section 2 Exercise 2: Part 1

Question	Answer	Marks	Guidance
17	mayors mallores maiores (60–85 años)	**1**	**Refuse** adultos **Refuse** malloras **Refuse** mayors **Refuse** majores de edad **Refuse** 60–85 años ***tc*** **Refuse** 60/80
18	años anios	**1**	**Refuse** anos
19	alquilar	**1**	**Refuse** alquillar
20	suficiente sufficiente sufisiente	**1**	
21	tímidos	**1**	

Need a home tutor? Visit smiletutor.sg

© UCLES 2018

Section 2 Exercise 2: Part 2

Question	Answer	Marks	Guidance
22	(trabajar) en parejas	**1**	**Refuse** con otros estudiantes **Refuse** emparejas **Refuse** practicar conversación
23	(es) encantador	**1**	
24	pastel	**1**	**Refuse** pastel en la mesa
25	(hacer) (un) viaje ir de viaje	**1**	**Accept** any tense of the verb *ir* or of the verb *hacer*

Note: For questions with 2 interchangeable answers: 2 correct answers on line 1, line 2 blank = 2; 2 correct answers on line 1, line 2 wrong = 1 (or vice versa)

Need a home tutor? Visit smiletutor.sg

© UCLES 2018

Section 3 Exercise 1

Question	Answer	Marks	Guidance
26	B	**1**	
27	A	**1**	
28	C	**1**	
29	A	**1**	
30	D	**1**	
31	B	**1**	

Need a home tutor? Visit smiletutor.sg

© UCLES 2018

Section 3 Exercise 2

Question	Answer	Marks	Guidance
32	se/me aburría se sentía aburría (es/está) aburrida	**1**	**Refuse** aborrida/aburida **Refuse** abburia **Refuse** aburría ***tc*** **Refuse** se aburrida **Refuse** rápido, aburrido
33	(no paré/paró de) dar vueltas (a la pista)	**1**	**Refuse** paré/paró de dar vueltas **Refuse** (no paré) de vueltas **Refuse** conducir **Refuse** dar voltas
34	(sacaba) malas notas (en todas las asignaturas/pruebas)	**1**	**Refuse** las notas de las asignaturas ***tc*** **Refuse** sace malas notas **Refuse** ganar malas notas **Refuse** (sacaba) malas notas en todas las signaturas **Accept** any form of the verb *sacar*
35	estar/ser en forma	**1**	**Refuse** estar enforma
36	en la sierra	**1**	**Refuse** en la cierra/ciera/siera

Need a home tutor? Visit smiletutor.sg

© UCLES 2018

Question	Answer	Marks	Guidance
37	<u>antes</u> de (una) curva/curva <u>antes</u> (las) curvas/curbas	**1**	**Refuse** con/en (las) curvas **Refuse** antes de (una/las) corva/corvas
38	(era) (muy) exigente (era) (muy) exijente/excigente/exzigente	**1**	**Refuse** exigerente **Refuse** exegente/exagente
39	se marea	**1**	
40	(a un) sitio (de) tranquilo (a un) citio (de) tranquilo	**1**	**Refuse** a un sitio ***tc*** **Refuse** un sitio tranquillo

Note: For questions with 2 interchangeable answers: 2 correct answers on line 1, line 2 blank = 2; 2 correct answers on line 1, line 2 wrong = 1 (or vice versa)

Need a home tutor? Visit smiletutor.sg

© UCLES 2018

Cambridge International Examinations
Cambridge International General Certificate of Secondary Education

CANDIDATE NAME									
CENTRE NUMBER						CANDIDATE NUMBER				

9827513458

SPANISH **0530/11**

Paper 1 Listening **May/June 2018**

Approx. 45 minutes

Candidates answer on the Question Paper.

No Additional Materials are required.

READ THESE INSTRUCTIONS FIRST

Write your Centre number, candidate number and name in the spaces at the top of this page.
Write in dark blue or black pen.
Do not use staples, paper clips, glue or correction fluid.
DO **NOT** WRITE IN ANY BARCODES.

Answer **all** questions.

The number of marks is given in brackets [ ] at the end of each question or part question.

This syllabus is approved for use in England, Wales and Northern Ireland as a Cambridge International Level 1/Level 2 Certificate.

This document consists of **11** printed pages and **1** blank page.

DC (ST/FC) 142774/2
© UCLES 2018

CAMBRIDGE International Examinations

[Turn over

Need a home tutor? Visit smiletutor.sg

BLANK PAGE

Need a home tutor? Visit smiletutor.sg

© UCLES 2018

Sección 1

Ejercicio 1 Preguntas 1–8

En esta sección del examen vas a oír una serie de observaciones o diálogos cortos que podrías oír en países donde se habla español.

Para cada pregunta indica tu respuesta escribiendo una X en la casilla correcta.

Vas a oír cada observación o diálogo dos veces.

Esta noche, vas a dormir a casa de tu primo español, Carlos.

1 Carlos te dice:

¿Qué habitación está a la izquierda?

A	
B	
C	
D	



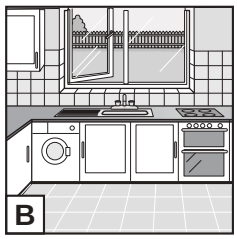





[1]

2 Después, Carlos dice:

¿Qué quiere dejar Carlos en el dormitorio?

A	
B	
C	
D	

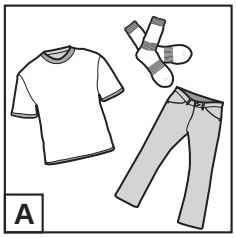



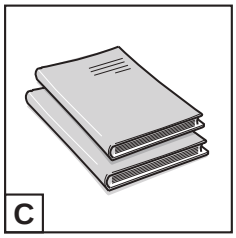



[1]

Need a home tutor? Visit smiletutor.sg

3 Carlos quiere ver una película. Dice:

¿Qué tipo de película quiere ver Carlos?

A	
B	
C	
D	

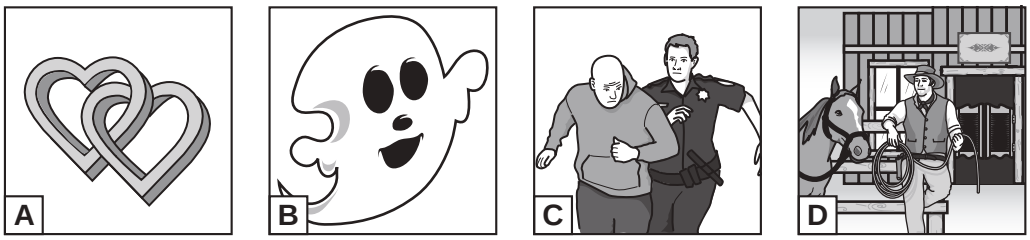

[1]

4 Carlos te dice:

¿A qué hora empieza la película?

A	
B	
C	
D	



[1]

5 Carlos va a hacer algo. Te dice:

¿Qué va a hacer Carlos?

A	
B	
C	
D	



[1]

Need a home tutor? Visit smiletutor.sg

6 Vais a la cocina. La madre de Carlos dice:

¿Qué no funciona?

A	
B	
C	
D	

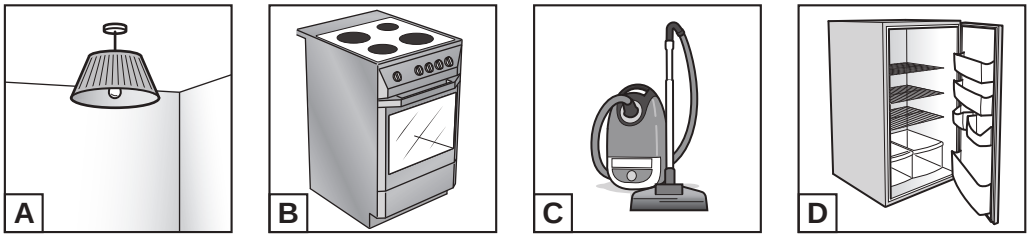

[1]

7 Tenéis hambre. Carlos sugiere:

¿Qué sugiere comer Carlos?

A	
B	
C	
D	

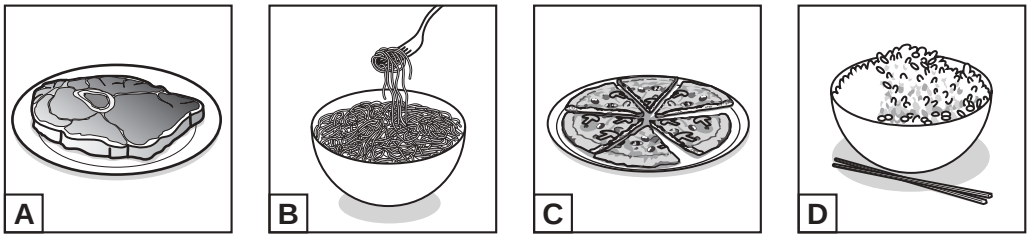

[1]

8 Más tarde, Carlos dice:

¿Qué va a hacer Carlos mañana?

A	
B	
C	
D	



[1]

[Total: 8]

Need a home tutor? Visit smiletutor.sg

Ejercicio 2 Preguntas 9–15

Vas a oír a una guía que da información sobre un parque natural en Ecuador.

Escúchala con atención y completa la ficha **en español**. Habrá una pausa durante lo que dice la guía.

Vas a oír la información dos veces, pero antes tienes unos segundos para leer las preguntas.

Parque Natural

9 El parque está en el ..... del país. [1]

10 Todos van a parar para: *(indica **1** respuesta)*



[1]

11 Es mejor llevar: *(indica **1** respuesta)*

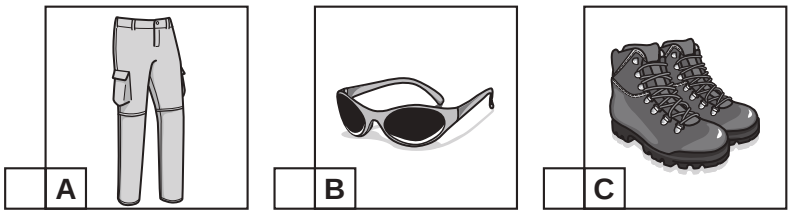

[1]

[PAUSA]

Need a home tutor? Visit smiletutor.sg

12 En el parque hay miles de tipos de: *(indica **1** respuesta)*

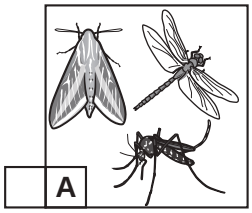
A


B

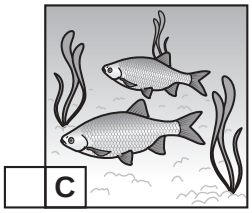
C

[1]

13 El parque es muy famoso por: *(indica **1** respuesta)*

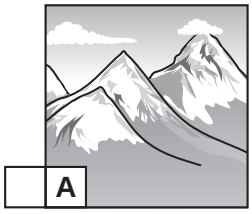
A

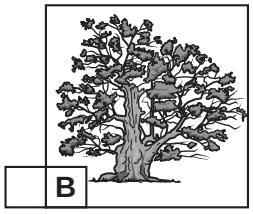
B

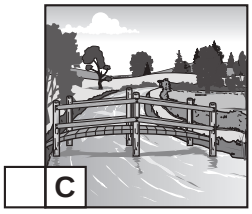
C

[1]

14 La puerta de la sala para descansar es de color ..... . [1]

15 En la sala para descansar se puede: *(indica **1** respuesta)*


A



B

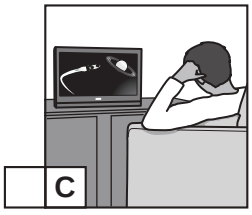
C

[1]

[Total: 7]

Need a home tutor? Visit smiletutor.sg

Sección 2

Ejercicio 1 Pregunta 16

Vas a oír la opinión de cuatro jóvenes sobre el comedor de su colegio. Escucha lo que dicen con atención y escribe una X en la casilla si la afirmación es **Verdad**.

Hay que marcar **solo 6** casillas (XXXXXX).

Vas a oír lo que dicen dos veces, pero antes tienes unos segundos para leer las afirmaciones.

	VERDAD
Adela	
(a) Según Adela, en su colegio hay mucha comida diferente.	☐
(b) Adela come carne y pescado frecuentemente.	☐
(c) En el colegio donde Adela iba antes, se prohibía traer comida.	☐
Santiago	
(d) En el colegio de Santiago la comida es muy buena.	☐
(e) En el comedor algunos empleados son perezosos.	☐
(f) En el comedor todos los estudiantes comen postre.	☐
Paula	
(g) Según Paula, su colegio necesita un cocinero nuevo.	☐
(h) En el comedor de Paula, las porciones son pequeñas.	☐
(i) Al cocinero le parece que los alumnos se portan bien.	☐
Matías	
(j) En el comedor de su colegio hay siempre mucha gente.	☐
(k) Matías come bocadillos porque es más barato.	☐
(l) Matías y sus amigos salen al patio para comer.	☐

[Total: 6]

Need a home tutor? Visit smiletutor.sg

© UCLES 2018

Ejercicio 2 Preguntas 17–25

Vas a oír una entrevista con Roberto, un joven que cuenta su experiencia como profesor de español. Escúchala con atención y contesta a las preguntas. Habrá una pausa durante la entrevista.

Primera parte: Preguntas 17 a 21. En cada frase hay algo que no corresponde a lo que se dice en la entrevista. Escucha la entrevista y escribe la palabra correcta **en español**.

Vas a oír la primera parte de la entrevista dos veces, pero antes tienes unos segundos para leer las preguntas 17 a 21.

17 Roberto enseña español a ~~***adolescentes***~~. .....[1]

18 Hace dos ~~***meses***~~ llegó mucha gente a la ciudad. .....[1]

19 Roberto decidió ~~***comprar***~~ un piso. .....[1]

20 Roberto tenía ~~***poco***~~ espacio en el piso. .....[1]

21 Según Roberto, los estudiantes ~~***serios***~~ a veces no saben qué decir. .....[1]

[PAUSA]

Segunda parte: Preguntas 22 a 25. Vas a oír la segunda parte de la entrevista dos veces. Escúchala y contesta a las preguntas **en español**. Tienes unos segundos para leer las preguntas.

22 ¿Cómo prefieren trabajar los estudiantes de Roberto?

.....[1]

23 Según Ana, ¿cómo es Roberto?

.....[1]

24 ¿Cuál fue el regalo que recibió Roberto?

.....[1]

25 ¿Qué va a sugerir Roberto mañana?

.....[1]

[Total: 9]

Need a home tutor? Visit smiletutor.sg

Sección 3

Ejercicio 1 Preguntas 26–31

Vas a oír una entrevista con Julia, una niña de 12 años con un proyecto para ayudar a los animales.

Escúchala con atención y contesta a las preguntas escribiendo una X en la casilla correcta.

Habrá una pausa durante la entrevista.

Vas a oír la entrevista dos veces, pero antes tienes unos segundos para leer las preguntas.

26 ¿Qué le pasó a Julia hace unos meses?

A		Perdió mucho dinero.
B		Encontró un perro herido.
C		Se peleó con su madre.
D		Tuvo un problema en un ojo. [1]

27 ¿Qué sugirió hacer la madre de Julia para conseguir dinero?

A		vender limonada en la calle
B		pedir dinero a sus amigos
C		trabajar en la tienda de su tía
D		ayudar con las tareas de la casa [1]

28 ¿Por qué el libro de Julia se llama *Helado de vainilla*?

A		Julia escribió el libro en verano.
B		El perro de Julia se llama *Helado de vainilla*.
C		A Julia le encanta el helado de vainilla.
D		Es un libro de recetas de helados. [1]

[PAUSA]

Need a home tutor? Visit smiletutor.sg

29 El abuelo de Julia la ayudó porque…

A		Julia necesitaba más ideas.
B		él escribe mejor que Julia.
C		él había ganado concursos.
D		Julia tenía poco tiempo para escribir. [1]

30 Lo que hace sentir **más** orgullosa a la madre de Julia es…

A		que Julia ha conseguido mucho dinero.
B		el número de libros que Julia ha vendido.
C		que Julia aceptó la ayuda de su abuelo.
D		el trabajo tan duro de Julia. [1]

31 Según Julia, puede ser que su familia…

A		emplee a un jardinero.
B		se mude de casa.
C		tenga más animales.
D		escriba otro libro más. [1]

[Total: 6]

Need a home tutor? Visit smiletutor.sg

Ejercicio 2 Preguntas 32–40



Vas a oír una entrevista con Sofía, una conductora de coches de carrera.

Escucha la entrevista con atención y contesta a las preguntas **en español**.

Habrá dos pausas durante la entrevista.

Vas a oír la entrevista dos veces, pero antes tienes unos segundos para leer las preguntas.

32 ¿Cómo se sentía Sofía en las clases de equitación?

.....[1]

33 El primer día que Sofía condujo un coche de carrera, ¿qué hizo durante horas?

.....[1]

34 ¿Cuál era el problema de Sofía en la universidad?

.....[1]

[PAUSA]

35 Según Sofía, ¿qué es importante recordar?

.....[1]

36 ¿Adónde va a correr Sofía con su amiga?

.....[1]

37 ¿Cuándo está nerviosa Sofía?

.....[1]

[PAUSA]

38 ¿Cómo describe Sofía a su padre?

.....[1]

39 ¿Qué le pasa a la madre de Sofía cuando viaja en coche?

.....[1]

40 ¿Adónde le gustaría a Sofía ir de vacaciones con su familia?

.....[1]

[Total: 9]

Permission to reproduce items where third-party owned material protected by copyright is included has been sought and cleared where possible. Every reasonable effort has been made by the publisher (UCLES) to trace copyright holders, but if any items requiring clearance have unwittingly been included, the publisher will be pleased to make amends at the earliest possible opportunity.

To avoid the issue of disclosure of answer-related information to candidates, all copyright acknowledgements are reproduced online in the Cambridge International Examinations Copyright Acknowledgements Booklet. This is produced for each series of examinations and is freely available to download at www.cie.org.uk after the live examination series.

Cambridge International Examinations is part of the Cambridge Assessment Group. Cambridge Assessment is the brand name of University of Cambridge Local Examinations Syndicate (UCLES), which is itself a department of the University of Cambridge.

Need a home tutor? Visit smiletutor.sg

Cambridge Assessment International Education
Cambridge International General Certificate of Secondary Education

SPANISH **0530/11**

Paper 1 Listening **May/June 2018**

TRANSCRIPT

Approx. 45 minutes

This syllabus is approved for use in England, Wales and Northern Ireland as a Cambridge International Level 1/Level 2 Certificate.

This document consists of **12** printed pages.

© UCLES 2018

Need a home tutor? Visit smiletutor.sg

TRACK 1

ENG This is the Cambridge International Examinations, International General Certificate of Secondary Education, June 2018 Examination, in Spanish. Paper 1, Listening.

TRACK 2

M1 **Sección 1**

M1 **Ejercicio 1. Preguntas 1 a 8.**

M1 En esta sección del examen vas a oír una serie de observaciones o diálogos cortos que podrías oír en países donde se habla español.

M1 Para cada pregunta indica tu respuesta escribiendo una X en la casilla correcta.

M1 Vas a oír cada observación o diálogo dos veces.

M1 Esta noche, vas a dormir a casa de tu primo español, Carlos.

M1 **Número 1**

M1 Carlos te dice:

* [SETTING: INTERIOR]

M2 *A la izquierda tienes el cuarto de baño.*

M1 ¿Qué habitación está a la izquierda? **

PAUSE 00'10"
REPEAT FROM * TO **
PAUSE 00'05"

M1 **Número 2**

M1 Después, Carlos dice:

* [SETTING: INTERIOR]

M2 *Quiero dejar mis cuadernos en el dormitorio.*

M1 ¿Qué quiere dejar Carlos en el dormitorio? **

PAUSE 00'10"
REPEAT FROM * TO **
PAUSE 00'05"

Need a home tutor? Visit smiletutor.sg

© UCLES 2018

M1 **Número 3**

M1 Carlos quiere ver una película. Dice:

* [SETTING: INTERIOR]

M2 *Hay una película policíaca en la televisión. ¿La vemos?*

M1 ¿Qué tipo de película quiere ver Carlos? **

PAUSE 00'10"
REPEAT FROM * TO **
PAUSE 00'05"

M1 **Número 4**

M1 Carlos te dice:

* [SETTING: INTERIOR]

M2 *La película empieza a las nueve menos cuarto.*

M1 ¿A qué hora empieza la película? **

PAUSE 00'10"
REPEAT FROM * TO **
PAUSE 00'05"

M1 **Número 5**

M1 Carlos va a hacer algo. Te dice:

* [SETTING: INTERIOR]

M2 Voy a abrir la ventana.

M1 ¿Qué va a hacer Carlos? **

PAUSE 00'10"
REPEAT FROM * TO **
PAUSE 00'05"

Need a home tutor? Visit smiletutor.sg

© UCLES 2018

[Turn over

M1 **Número 6**

M1 Vais a la cocina. La madre de Carlos dice:

* [SETTING: INTERIOR]

F1 *La luz no funciona.*

M1 ¿Qué no funciona? **

PAUSE 00’10”
REPEAT FROM * TO **
PAUSE 00’05”

M1 **Número 7**

M1 Tenéis hambre. Carlos sugiere:

* [SETTING: INTERIOR]

M2 *Podemos comer arroz.*

M1 ¿Qué sugiere comer Carlos? **

PAUSE 00’10”
REPEAT FROM * TO **
PAUSE 00’05”

M1 **Número 8**

M1 Más tarde, Carlos dice:

* [SETTING: INTERIOR]

M2 *Mañana voy a jugar al baloncesto.*

M1 ¿Qué va a hacer Carlos mañana? **

PAUSE 00’10”
REPEAT FROM * TO **
PAUSE 00’05”

Need a home tutor? Visit smiletutor.sg

© UCLES 2018

TRACK 3

M1 **Ejercicio 2. Preguntas 9 a 15.**

M1 Vas a oír a una guía que da información sobre un parque natural en Ecuador. Escúchala con atención y completa la ficha en español. Habrá una pausa durante lo que dice la guía.

M1 Vas a oír la información dos veces, pero antes tienes unos segundos para leer las preguntas.

PAUSE 00'30"

* [SETTING: RADIO ADVERT]

F1 *Buenos días a todos. Bienvenidos al parque natural. Es el parque natural más interesante del norte del país. Esperamos que lo pasen bien.*

Durante la excursión, vamos a parar para comer algo. Vamos a ir a un restaurante que es pequeño pero que sirve muy buena comida.

En el parque les aconsejamos llevar pantalones largos, aunque al mediodía las temperaturas son bastante altas. Si no los tienen, pueden comprarlos en nuestra tienda ahora.

PAUSE 00'05"

F1 *En el parque se pueden encontrar miles de tipos de insectos diferentes, además de una gran variedad de plantas y flores. Es maravilloso.*

Como ya saben, este parque es muy conocido por su antiguo puente de madera. Se construyó hace doscientos setenta años y es una de las mayores atracciones del parque.

Para terminar me gustaría recordarles que hay una sala para descansar. Es fácil de encontrar porque tiene una gran puerta de color verde.

Allí pueden estar hasta las seis de la tarde y se puede usar Internet si lo necesitan. Esperamos que disfruten del día. **

PAUSE 00'10"

M1 Ahora vas a oír la información por segunda vez.

REPEAT FROM * TO **
PAUSE 00'10"

Need a home tutor? Visit smiletutor.sg

© UCLES 2018

[Turn over

TRACK 4

M1 **Sección 2**

M1 **Ejercicio 1. Pregunta 16.**

M1 Vas a oír la opinión de cuatro jóvenes sobre el comedor de su colegio.

M1 Escucha lo que dicen con atención y escribe una X en la casilla si la afirmación es Verdad.

M1 Hay que marcar solo 6 casillas.

M1 Vas a oír lo que dicen dos veces, pero antes tienes unos segundos para leer las afirmaciones.

PAUSE 00'30"

M1 Escucha lo que dicen los jóvenes.

* [SETTING: INTERIOR]

F2 *Hola, soy Adela. En el comedor de mi colegio la comida es muy variada y se puede escoger entre ocho platos diferentes. Yo como o una ensalada o verdura todos los días porque soy vegetariana. En mi colegio de antes solo nos servían comida rápida y si alguien quería algo distinto, podía traerlo de casa. Por eso yo siempre me preparaba comida.*

PAUSE 00'05"

M1 *Hola, me llamo Santiago. En mi colegio se come muy sano y la calidad de la comida es excelente porque todo es fresco. Además, todos los empleados se preocupan por lo que hacen y trabajan muy duro. Eso sí, hay que ser muy puntual porque el cocinero siempre dice que si llegamos tarde, no nos deja comer postre. Siempre hay gente que llega tarde así que ¡a mí me parece justo!*

PAUSE 00'05"

F1 *Me llamo Paula y en mi colegio tenemos un problema: necesitamos cambiar de cocinero. Todos los días hay estudiantes que comen poco porque las porciones no son grandes. Además, el cocinero está siempre quejándose porque dice que los estudiantes hacemos demasiado ruido. Todos estamos hartos y pensamos que debería irse.*

PAUSE 00'05"

M2 *Hola, yo soy Matías. En mi colegio se sirve comida fantástica. Lo malo es que falta espacio en el comedor y siempre está muy lleno. Por eso, mis amigos y yo tomamos un bocadillo todos los días porque es más fácil y rápido. Nos sentamos en el patio para comer. A mí me encanta porque se está más tranquilo y pasamos más tiempo hablando que esperando. ***

PAUSE 00'10"

M1 Ahora vas a oír a los jóvenes por segunda vez.

REPEAT FROM * TO **
PAUSE 00'10"

Need a home tutor? Visit smiletutor.sg

© UCLES 2018

TRACK 5

M1 **Ejercicio 2. Preguntas 17 a 25.**

M1 Vas a oír una entrevista con Roberto, un joven que cuenta su experiencia como profesor de español.

M1 Escúchala con atención y contesta a las preguntas.

M1 Habrá una pausa durante la entrevista.

M1 **Primera parte: Preguntas 17 a 21.**

M1 En cada frase hay algo que no corresponde a lo que se dice en la entrevista. Escucha la entrevista y escribe la palabra correcta en español.

M1 Vas a oír la primera parte de la entrevista dos veces, pero antes tienes unos segundos para leer las preguntas 17 a 21.

PAUSE 00'30"

* [SETTING: INTERIOR]

F1 *Buenos días, Roberto. Cuéntanos, ¿a quiénes enseñas español?*

M2 *Pues, los que vienen a mis clases son todos mayores. Las edades van desde sesenta hasta ochenta y cinco años. Los más mayores son los más simpáticos.*

F1 *Y ¿por qué decidiste enseñar a estas personas?*

M2 *Pues, la verdad es que hace dos años empezó a venir gente de muchos países a mi ciudad. La mayoría no hablaba nada de español y por eso pensé que podría ser útil a esta gente.*

F1 *Entonces, ¿qué hiciste?*

M2 *Decidí alquilar un piso y dar clases allí. ¡Así nació mi escuela de idiomas! Dos semanas después ya tenía cinco estudiantes y después de un mes tenía diez más. Entonces busqué otro profesor.*

F1 *Ah, ¿sí?*

M2 *Sí, para mí era esencial encontrar otro profesor pronto. En el piso había suficiente espacio para tener otro grupo. Al principio pensé que tardaría mucho tiempo en encontrar a alguien pero en una semana lo hice. ¡Tuve suerte!*

F1 *Y ¿es un trabajo difícil?*

M2 *Bueno, depende. Algunos estudiantes a veces no saben qué decir porque son tímidos. Para mí lo más importante es que sigan aprendiendo.* **

PAUSE 00'20"

M1 Ahora vas a oír la primera parte de la entrevista por segunda vez.

REPEAT FROM * TO **
PAUSE 00'20"

Need a home tutor? Visit smiletutor.sg

M1 **Segunda parte: Preguntas 22 a 25.**

M1 Vas a oír la segunda parte de la entrevista dos veces. Escúchala y contesta a las preguntas en español. Tienes unos segundos para leer las preguntas.

PAUSE 00'30"

*** [SETTING: INTERIOR]

F1 *¿Qué hacéis normalmente en las clases?*

M2 *Hacemos diferentes actividades, desde practicar conversación hasta ver películas. Lo que les gusta más es trabajar en parejas porque así se pueden ayudar.*

F1 *Y ¿cómo te llevas con los estudiantes?*

M2 *Pues, me llevo genial con todos pero sobre todo con Ana, una mujer jubilada que antes era cocinera. Siempre me dice que cree que soy encantador. ¡Y lo agradezco, claro!*

F1 *Ay, ¡qué bien!*

M2 *Sí. La semana pasada fue mi cumpleaños y cuando llegué a clase no había nadie. Pensé que algo malo había ocurrido. Cuando encendí la luz, había un pastel en la mesa. Lo había hecho Ana.*

F1 *¿Qué otros planes tienes?*

M2 *Bueno, he pensado en algo especial para mis estudiantes. Mañana voy a sugerir un viaje. Creo que les va a sorprender mucho.* ****

PAUSE 00'20"

M1 Ahora vas a oír la segunda parte de la entrevista por segunda vez.

REPEAT FROM *** TO ****
PAUSE 00'20"

Need a home tutor? Visit smiletutor.sg

TRACK 6

M2 **Sección 3**

M2 **Ejercicio 1. Preguntas 26 a 31.**

M2 Vas a oír una entrevista con Julia, una niña de 12 años con un proyecto para ayudar a los animales.

M2 Escúchala con atención y contesta a las preguntas escribiendo una X en la casilla correcta.

M2 Habrá una pausa durante la entrevista.

M2 Vas a oír la entrevista dos veces, pero antes tienes unos segundos para leer las preguntas.

PAUSE 01'00"

* [SETTING: INTERIOR]

M1 *Julia, bienvenida a nuestro programa. Cuéntanos, ¿cómo empezó tu proyecto?*

F2 *Quería juntar dinero para dárselo a un grupo que ayuda a perros sin dueño. Hace unos meses mi madre y yo encontramos un perro en la calle y lo recogimos. Me puse muy triste porque el perro se había hecho daño en un ojo. Me da mucha lástima que la gente deje a sus animales cuando no los quiere.*

M1 *¿Y qué hiciste para juntar el dinero?*

F2 *Pues, al principio me costó trabajo pensar en algo. Yo intenté juntar dinero pidiéndoselo a mi familia y amigos pero no pude conseguir mucho. Después de dos semanas, no se me ocurría nada. Mi madre intentó convencerme de vender limonada en la calle. Sin embargo, eso tampoco funcionó.*

M1 *Y ¿entonces?*

F2 *Al final pensé que si hacía algo para hacer a la gente feliz, seguro que muchas personas lo comprarían. Así que al final escribí un libro. Lo llamé Helado de vainilla porque comerlo es lo que más me gusta en el mundo. Se trata de un libro de historias cortas que siempre tienen un final feliz.*

PAUSE 00'15"

M1 *¿Y lo escribiste tú sola?*

F2 *Bueno, al principio estuve unos días escribiendo sola. Yo ya había escrito historias cortas en mi colegio e incluso había ganado un concurso. Sin embargo, mi abuelo escribe historias tan buenas como las mías y cuando era pequeña me contaba historias todas las noches. Le pedí un poco de ayuda porque, después de escribir tres historias, me faltaban ideas. Él aceptó encantado.*

M1 *Ah, ¡muy bien! Y ha sido un éxito, ¿no?*

F2 *Por suerte sí. Mi madre dice que por ahora hemos vendido cuatro mil copias y eso es un montón. Además, me ha dicho que está muy orgullosa de mí, más que nada, por todo el esfuerzo que he puesto para ayudar a los perros.*

Need a home tutor? Visit smiletutor.sg

M1 *¿Qué va a pasar ahora?*

F2 *Bueno, nuestro perro tiene mucha energía. Probablemente tendremos que irnos a una casa que tenga un jardín más grande pero ya mis padres dijeron que no vamos a tener más animales. Mi sueño es poder estudiar en la universidad para ser veterinaria en el futuro.*

M1 *Muchas gracias por la entrevista. ***

PAUSE 00'15"

M2 Ahora vas a oír la entrevista por segunda vez.

REPEAT FROM * TO **
PAUSE 00'15"

Need a home tutor? Visit smiletutor.sg

TRACK 7

M1 **Ejercicio 2. Preguntas 32 a 40.**

M1 Vas a oír una entrevista con Sofía, una conductora de coches de carrera.

M1 Escucha la entrevista con atención y contesta a las preguntas en español.

M1 Habrá dos pausas durante la entrevista.

M1 Vas a oír la entrevista dos veces, pero antes tienes unos segundos para leer las preguntas.

PAUSE 00'45"

* [SETTING: INTERIOR]

M2 *Hola Sofía. ¿Cómo empezó a conducir?*

F1 *De pequeña en mi tiempo libre hacía equitación pero no me dejaban ir rápido y me aburría. Por otro lado, mi hermano conducía coches de carrera con mi padre y un día fui con ellos.*

M2 *Y ¿qué pasó?*

F1 *Pues que me encantó. Al llegar, me puse el casco y el traje de conducir y durante horas no paré de dar vueltas a la pista. Se pasó el tiempo rapidísimo.*

M2 *¿Y también fue a la universidad?*

F1 *Sí, intenté estudiar Física en la universidad. Lo que me pasaba es que, aunque los profesores eran buenos, sacaba malas notas en todas las asignaturas. Era un gran problema.*

PAUSE 00'20"

M2 *Ahora, ¿cómo es su rutina?*

F1 *Tengo que conducir al menos tres horas diarias pero no se puede olvidar que hay que estar en forma. En mi opinión, esto es tan importante como las horas conduciendo.*

M2 *¿Qué deporte hace?*

F1 *Hago una serie de ejercicios en el gimnasio pero también salgo a correr con una amiga en la sierra. Es una buena oportunidad para charlar y estar juntas.*

M2 *Conducir coches de carrera tiene riesgos, ¿no?*

F1 *Bueno, eso no se puede negar. Hay un momento en el que siempre estoy nerviosa y es antes de una curva. No importa cuánta experiencia tenga.*

PAUSE 00'20"

M2 *¿Cuál ha sido el papel de sus padres en su vida?*

F1 *Bueno, es difícil decir. Mi padre me dio la oportunidad de empezar a conducir aunque era muy exigente. Mi madre me apoya mucho pero ¡no sabe conducir!*

Need a home tutor? Visit smiletutor.sg

M2 *¿Ah no? ¡Qué raro!*

F1 *Sí. Odia ir en coche porque se marea. A veces no tiene opción pero lo evita siempre que puede.*

M2 *Y finalmente, ¿tiene algún plan para el futuro?*

F1 *La verdad es que no tengo nada fijo. De momento la semana que viene voy a tener días de vacaciones. Quiero ir con mi familia a un sitio tranquilo. No es nada seguro aún.*

M2 *Espero que disfruten. Gracias.* **

PAUSE 00'45"

M1 Ahora vas a oír la entrevista por segunda vez.

REPEAT FROM * TO **
PAUSE 00'45"

M1 Se ha terminado el examen. Cierra tu cuestionario.

ENG This is the end of the examination.

Permission to reproduce items where third-party owned material protected by copyright is included has been sought and cleared where possible. Every reasonable effort has been made by the publisher (UCLES) to trace copyright holders, but if any items requiring clearance have unwittingly been included, the publisher will be pleased to make amends at the earliest possible opportunity.

To avoid the issue of disclosure of answer-related information to candidates, all copyright acknowledgements are reproduced online in the Cambridge Assessment International Education Copyright Acknowledgements Booklet. This is produced for each series of examinations and is freely available to download at www.cambridgeinternational.org after the live examination series.

Cambridge Assessment International Education is part of the Cambridge Assessment Group. Cambridge Assessment is the brand name of the University of Cambridge Local Examinations Syndicate (UCLES), which itself is a department of the University of Cambridge.

Need a home tutor? Visit smiletutor.sg

Cambridge Assessment International Education
Cambridge International General Certificate of Secondary Education

SPANISH **0530/12**

Paper 1 Listening **May/June 2018**

MARK SCHEME

Maximum Mark: 45

Published

This mark scheme is published as an aid to teachers and candidates, to indicate the requirements of the examination. It shows the basis on which Examiners were instructed to award marks. It does not indicate the details of the discussions that took place at an Examiners' meeting before marking began, which would have considered the acceptability of alternative answers.

Mark schemes should be read in conjunction with the question paper and the Principal Examiner Report for Teachers.

Cambridge International will not enter into discussions about these mark schemes.

Cambridge International is publishing the mark schemes for the May/June 2018 series for most Cambridge IGCSE™, Cambridge International A and AS Level and Cambridge Pre-U components, and some Cambridge O Level components.

IGCSE™ is a registered trademark.

This syllabus is approved for use in England, Wales and Northern Ireland as a Cambridge International Level 1/Level 2 Certificate.

© UCLES 2018

Need a home tutor? Visit smiletutor.sg

PUBLISHED

Generic Marking Principles

These general marking principles must be applied by all examiners when marking candidate answers. They should be applied alongside the specific content of the mark scheme or generic level descriptors for a question. Each question paper and mark scheme will also comply with these marking principles.

GENERIC MARKING PRINCIPLE 1:

Marks must be awarded in line with:

- the specific content of the mark scheme or the generic level descriptors for the question
- the specific skills defined in the mark scheme or in the generic level descriptors for the question
- the standard of response required by a candidate as exemplified by the standardisation scripts.

GENERIC MARKING PRINCIPLE 2:

Marks awarded are always **whole marks** (not half marks, or other fractions).

GENERIC MARKING PRINCIPLE 3:

Marks must be awarded **positively**:

- marks are awarded for correct/valid answers, as defined in the mark scheme. However, credit is given for valid answers which go beyond the scope of the syllabus and mark scheme, referring to your Team Leader as appropriate
- marks are awarded when candidates clearly demonstrate what they know and can do
- marks are not deducted for errors
- marks are not deducted for omissions
- answers should only be judged on the quality of spelling, punctuation and grammar when these features are specifically assessed by the question as indicated by the mark scheme. The meaning, however, should be unambiguous.

GENERIC MARKING PRINCIPLE 4:

Rules must be applied consistently e.g. in situations where candidates have not followed instructions or in the application of generic level descriptors.

Need a home tutor? Visit smiletutor.sg

© UCLES 2018

GENERIC MARKING PRINCIPLE 5: Marks should be awarded using the full range of marks defined in the mark scheme for the question (however; the use of the full mark range may be limited according to the quality of the candidate responses seen).
GENERIC MARKING PRINCIPLE 6: Marks awarded are based solely on the requirements as defined in the mark scheme. Marks should not be awarded with grade thresholds or grade descriptors in mind.

Need a home tutor? Visit smiletutor.sg

1 General Marking Principles

1.1 It is not possible to list all acceptable alternatives in the Detailed Mark Scheme provided in Section 2. You will need to consider all alternative answers and unexpected approaches in candidates' scripts, make a decision on whether they communicate the required elements, in consultation with your Team Leader if necessary (or with your Product Manager if you are a single Examiner), and award marks accordingly.

The following marking principles underpin the detailed instructions provided in Section 2 of the Mark Scheme. **Where a decision is taken to deviate from these principles for a particular question, this will be specified in the Mark Scheme.** Often the general principles will have to be weighed up against each other, e.g. the answer might pass the look-alike test (1.5(b)), but if the candidate has produced an answer that is another word in the target language they will not score (1.6).

1.2 Crossing out:

(a)	If a candidate changes his/her mind over an answer and crosses out an attempt, award a mark if the final attempt is correct.
(b)	If a candidate crosses out an answer to a whole question but makes no second attempt at it, mark the crossed out work.

1.3 More than the stipulated number of boxes ticked/crossed by the candidate:

(a)	If more than one attempt is visible, but the candidate has clearly indicated which attempt is his/her final answer (e.g. by crossing out other attempts or by annotating the script in some way), mark in the usual way.
(b)	If two attempts are visible (e.g. 2 boxes ticked instead of the 1 box stipulated), and neither has been crossed out/discounted by the candidate, no mark can be awarded.
(c)	Where candidates must tick a number of boxes (e.g. tick the 6 true statements) and tick too many, apply the following rule: deduct the number of 'extra' answers indicated by the candidate from their number of correct answers. The remaining number is the mark awarded, e.g. the candidate is asked to tick 6 statements, but ticks 8. 5 of the ticks are correctly placed, but 2 are 'extras' (8 ticks placed by candidate minus 6 ticks required by rubric = 2 'extras'). Therefore the candidate is awarded a mark of 3.
(d)	Answers in pen do not take precedence over answers in pencil, e.g. if a candidate is asked to tick 1 box and ticks 2, one in pen and the other in pencil, the mark cannot be awarded unless there is explicit indication from the candidate as to which is his/her final answer.

Need a home tutor? Visit smiletutor.sg

© UCLES 2018

1.4 For questions requiring more than one element for the answer, (i) and (ii), where the answers are interchangeable:

(a)	Both correct answers on line 1 and line 2 blank = 2
(b)	Both correct answers on line 1 and line 2 wrong = 1

(or vice-versa)

1.5 Answers requiring the use of Spanish (rather than a non-verbal response) should be marked for communication. Tolerate inaccuracies provided the message is clear.

(a)	'If in doubt, sound it out': if you read what the candidate has written, does it sound like the correct answer?
(b)	Look-alike test: does what the candidate has written look like the correct answer?
(c)	Accept incorrect gender or person unless Mark Scheme specifies otherwise.
(d)	Accept incorrect possessive adjectives, e.g. mi, tu, su etc., unless Mark Scheme specifies otherwise.
(e)	Accept incorrect tense unless Mark Scheme specifies otherwise.
(f)	Tolerate incorrect auxiliary unless Mark Scheme specifies otherwise.
(g)	Tolerate incorrect use of infinitive unless Mark Scheme specifies otherwise.

1.6 Unless the Mark Scheme specifies otherwise, **do not accept incorrect Spanish if the word given means something else in Spanish**. (Incorrect Spanish which constitutes a word in any language other than Spanish is marked (i) on the basis of whether it is accepted or refused in the Mark Scheme and (ii) if not mentioned in the Mark Scheme, on the basis of 1.5 above).

1.7 Where words are combined or split inappropriately do not award the mark, e.g. 'supadre' and 'elar ticulo' (inappropriate splitting or combination is an indication that the candidate has not understood).

Need a home tutor? Visit smiletutor.sg

© UCLES 2018

1.8 Annotation used in the Mark Scheme:

(a)	INV = invalidation and is used when additional material included by the candidate is judged to invalidate an otherwise correct answer thus preventing him/her from scoring the mark (INV = 0).
(b)	tc = 'tout court' and means that on its own the material is not sufficient to score the mark.
(c)	HA = harmless additional material which in conjunction with the correct answer does not prevent the candidate from scoring the mark.
(d)	BOD = benefit of the doubt and is used to indicate material considered by the Examiner and judged to be more correct than incorrect: the benefit of the doubt is given to the candidate and the mark is awarded.

1.9 No response and '0' marks

There is a NR (No Response) option in **RM Assessor**.

Award NR (No Response):
If there is nothing written at all in the answer space or
If there is only a comment which does not in any way relate to the question being asked (e.g. 'can't do' or 'don't know') or
If there is only a mark which isn't an attempt at the question (e.g. a dash, a question mark).

Award 0:
If there is any attempt that earns no credit. This could, for example, include the candidate copying all or some of the question, or any working that does not earn any marks, whether crossed out or not.

Need a home tutor? Visit smiletutor.sg

© UCLES 2018

1.10 Extra material:

It is the candidate's responsibility to answer questions in such a way as to demonstrate to the Examiner that s/he has understood the recorded material. Where candidates introduce extra, irrelevant material to an otherwise correct answer the danger is that the Examiner is being forced to 'choose' the correct answer and s/he cannot be certain that the candidate has shown understanding. Where the Examiner is put in this position the mark cannot be awarded. The Detailed Mark Scheme cannot cover all eventualities and where specific instructions are not provided, Examiners must check the transcript to ensure the correct elements which would qualify for the mark are not contradicted or distorted by any extra material. The following, general, rules should be applied:

(a)	Extra material, mentioned in the Mark Scheme, which reinforces the correct answer or in itself constitutes an alternative correct answer:	this is acceptable and is not penalised
(b)	Extra material which constitutes an alternative answer, **but which is not explicitly mentioned in the Mark Scheme:**	the Examiner needs to decide, by consulting the transcript and the Team Leader if necessary, whether the alternative answer constitutes: (i) an alternative correct answer, in which case this falls into category (a) and the answer should be rewarded (ii) or an answer which on its own would be refused, in which case this falls into category (c) and the answer should be refused
(c)	Extra material which constitutes an alternative answer **specifically refused in the Mark Scheme:**	this puts the Examiner in the position of having to 'choose' which is the candidate's 'final' answer – the Examiner cannot be sure what the candidate has understood – and the mark cannot be awarded
(d)	Extra material which distorts or contradicts the correct answer:	this affects communication – the Examiner cannot be sure what the candidate has understood – and the mark cannot be awarded
(e)	Extra material introduced by the candidate and which does not feature in the original transcript:	this affects communication – the Examiner cannot be sure what the candidate has understood – and the mark cannot be awarded. It can sometimes be difficult to draw the line between what is a deduction made by an able candidate on the basis of what they have heard and pure guesswork. Therefore where a particular answer is not covered in the Mark Scheme, Examiners should consult their Team Leader

Need a home tutor? Visit smiletutor.sg

© UCLES 2018

2 Detailed Mark Scheme

Section 1 Exercise 1

Question	Answer	Marks	Guidance
1	A	**1**	
2	B	**1**	
3	B	**1**	
4	D	**1**	
5	C	**1**	
6	D	**1**	
7	B	**1**	
8	A	**1**	

Need a home tutor? Visit smiletutor.sg

© UCLES 2018

Section 1 Exercise 2

Question	Answer	Marks	Guidance
9	17 diecisiete dieci-siete diez y siete diecisiete diesisiete dieci siete	**1**	**Refuse** diez siete **Refuse** diez-siete **Refuse** dieci seite **Refuse** dicisiete
10	C	**1**	
11	B	**1**	
12	sábado(s) (por la mañana HA) sábado(s) (10 a 11.30 / a las diez HA) el/en sábado	**1**	**Refuse** sábados de la INV **Refuse** mamama a las diez **Refuse** sábados once y media INV
13	A	**1**	
14	B	**1**	
15	C	**1**	

Need a home tutor? Visit smiletutor.sg

© UCLES 2018

Section 2 Exercise 1

Question	Answer	Marks	Guidance
16	**(a)** **(b)** ✓ **(c)** **(d)** **(e)** ✓ **(f)** **(g)** ✓ **(h)** ✓ **(i)** **(j)** **(k)** ✓ **(l)** ✓ Type in the letter for each correct option:	**6**	A mark out of 6 is entered for the whole exercise in the mark input box. USE MARKING TOOL TO TICK '✓' EACH CORRECT ANSWER UNLESS ALL 6 CORRECT If more than 6 boxes are ticked by the candidate, indicate 'working' in 'Comments' box: e.g. 7 boxes ticked of which 6 are correct use formula 6 – 1 = 5 (where 1 = the number of extra boxes ticked).

Need a home tutor? Visit smiletutor.sg

Section 2 Exercise 2: Part 1

Question	Answer	Marks	Guidance
17	histórico/a istórico/a	**1**	**Refuse** historia **Refuse** historical **Refuse** antiguo
18	pintor	**1**	**Refuse** paintor **Refuse** pinto **Refuse** pintur/pinturo/pintura/pinture
19	playa plaia cerca del mar	**1**	**Refuse** plaja
20	regaló regalo	**1**	**Refuse** dar a regalo **Refuse** compró
21	mejor	**1**	**Refuse** major/mayor **Refuse** mellor **Refuse** buen(o) **Refuse** bien

Need a home tutor? Visit smiletutor.sg

© UCLES 2018

Section 2 Exercise 2: Part 2

Question	Answer	Marks	Guidance
22	(en) (un) hotel (en) hoteles (en) hotels (en) oteles	1	**Refuse** motels **Refuse** hotelos **Refuse** otels **Refuse** hotelles **Refuse** dormir de hoteles
23	(el) pie	1	**Refuse** piel **Refuse** pied **Refuse** piez **Refuse** doli a pie cuando carrera **Refuse** a pie
24	(más/mucho) arroz (más/mucho) arros (más/mucho) aroz	1	**Refuse** aros

Need a home tutor? Visit smiletutor.sg

© UCLES 2018

Question	Answer	Marks	Guidance
25	entrenar (a) niños entrenar cómo correr (a) niños entrenador de niños entrena niños	1	**Refuse** ninos (for *niños*) **Refuse** entrenada/entreñado niños **Refuse** entreñar/entenar/en trenar/entrener/entranar/ entrainar niños **Refuse** te gustaría entrenar niños **Refuse** entrenar/entrenador ***tc*** **Refuse** entrenador niños **Refuse** entrena de niños **Refuse** trabajar con niños **Refuse** enseñar a los niños ***tc***

Note: For questions with 2 interchangeable answers: 2 correct answers on line 1, line 2 blank = 2; 2 correct answers on line 1, line 2 wrong = 1 (or vice versa)

Need a home tutor? Visit smiletutor.sg

© UCLES 2018

Section 3 Exercise 1

Question	Answer	Marks	Guidance
26	C	**1**	
27	A	**1**	
28	B	**1**	
29	D	**1**	
30	A	**1**	
31	C	**1**	

Need a home tutor? Visit smiletutor.sg

© UCLES 2018

Section 3 Exercise 2

Question	Answer	Marks	Guidance
32	(hace) medio/media siglo desde/el medio siglo medio ciglo (hace) 50 años (hace) cincuenta años	1	**Refuse** medios siglo **Refuse** muchos años **Refuse** sieglo
33	(en (una)) fábrica factoría fabrika trabajan… (accept present tense)	1	**Refuse** de una fábrica **Refuse** una fábrica con animales INV **Refuse** era una fábrica de la familia INV **Refuse** fabric(o)
34(i)	quería/quiería/querría descansar ((d)el trabajo) pueda descansar ((d)el trabajo) cansado de(l) trabajo *The answers to questions 34(i) and 34(ii) are interchangeable. Candidates may give the answer to 34(ii) for 34(i) and vice versa. This is acceptable.*	1	**Refuse** quería descancar/descanser **Refuse** cansado trabajo **Refuse** descansar del trabajo ***tc*** **Refuse** quería descansar para/en/un el trabajo

Need a home tutor? Visit smiletutor.sg

Question	Answer	Marks	Guidance
34(ii)	era bastante mayor (maior / mallor) es/fue/está/estaba bastante mayor era bastante maior/mallor) Víctor era bastante mayor (Victor) trabajó allí durante mucho tiempo (*accept if it is clear that the subject of the answer is Víctor*) (Victor) era bastante menor que él (*accept if it is clear that the subject of the answer is Víctor*) (Victor) trabajó allí desde (los) dieciséis años (*accept if it is clear that the subject of the answer is Víctor*) *The answers to questions 34(i) and 34(ii) are interchangeable. Candidates may give the answer to 34(ii) for 34(i) and vice versa. This is acceptable.*	1	**Refuse** era bas tante mayor **Refuse** era bastante major **Refuse** era bastante meyor **Refuse** era muy antiguo
35	disfruta(r) (d)el trabajo disfrute/disfruto (d)el trabajo disfrutar al trabajo	1	**Refuse** disfruta(r) la experiencia **Refuse** desfruitir/disfrutir/disfruter… **Refuse** desfrutar… **Refuse** disfruta ***tc***
36	(a) personas con problemas de salud (a) personas con problemas con/para salud	1	**Refuse** salude/salu/salut/salun (for *salud*) **Refuse** problemas de salud ***tc*** **Refuse** problema(o)s

Need a home tutor? Visit smiletutor.sg

© UCLES 2018

Question	Answer	Marks	Guidance
37	la mayoría repite(n) la experiencia/experiencia repiten/repeten/repita(n) la experiencia repetir/repitir la experiencia la malloría/maioría repite(n)/repete(n)/repita(n) la experiencia	1	**Refuse** repiter/repetar/repeater/repeater/repeta (for *repetir*) **Refuse** experenca/experienza/experencia (for *experiencia*) **Refuse** experiencia ***tc*** **Refuse** la mayoría repite ***tc*** **Refuse** repite la experiencia (the verb in the singular would refer to Víctor)
38	(a) principio(s) (de) agosto	1	**Refuse** (a) principio(s) (de) augosto **Refuse** (a) principio(s) (de) augusto **Refuse** (a) principio(s) (de) agusto **Refuse** prencipios
39	son/es (más/muy) pequeño/a(s) están más pequeños	1	**Refuse** pequenos (for *pequeños*) **Refuse** cabellos (for *caballos*) **Refuse** caballos hay pequeño **Refuse** eso más pequeños **Refuse** por qué son más pequeños

Note: For questions with 2 interchangeable answers: 2 correct answers on line 1, line 2 blank = 2; 2 correct answers on line 1, line 2 wrong = 1 (or vice versa)

Need a home tutor? Visit smiletutor.sg

© UCLES 2018

Cambridge International Examinations
Cambridge International General Certificate of Secondary Education

CANDIDATE NAME									
CENTRE NUMBER						CANDIDATE NUMBER				

5101495109

SPANISH **0530/12**

Paper 1 Listening **May/June 2018**

Approx. 45 minutes

Candidates answer on the Question Paper.

No Additional Materials are required.

READ THESE INSTRUCTIONS FIRST

Write your Centre number, candidate number and name in the spaces at the top of this page.
Write in dark blue or black pen.
Do not use staples, paper clips, glue or correction fluid.
DO **NOT** WRITE IN ANY BARCODES.

Answer **all** questions.

The number of marks is given in brackets [ ] at the end of each question or part question.

This syllabus is approved for use in England, Wales and Northern Ireland as a Cambridge International Level 1/Level 2 Certificate.

This document consists of **11** printed pages and **1** blank page.

DC (LK/SW) 142782/3
© UCLES 2018

CAMBRIDGE International Examinations

[Turn over

Need a home tutor? Visit smiletutor.sg

BLANK PAGE

Need a home tutor? Visit smiletutor.sg

© UCLES 2018

Sección 1

Ejercicio 1 Preguntas 1–8

En esta sección del examen vas a oír una serie de observaciones o diálogos cortos que podrías oír en países donde se habla español.

Para cada pregunta indica tu respuesta escribiendo una X en la casilla correcta.

Vas a oír cada observación o diálogo dos veces.

Estás con tu amiga española en un camping.

1 En la recepción del camping, el recepcionista dice:

¿Dónde hay un sitio?

A	
B	
C	
D	



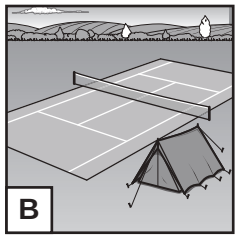



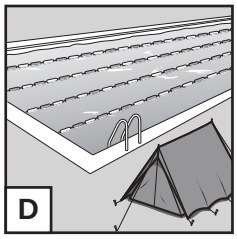

[1]

2 El recepcionista dice:

¿Cuánto cuesta el camping al día?

A		€15
B		€25
C		€35
D		€50

[1]

Need a home tutor? Visit smiletutor.sg

3 Más tarde, tu amiga dice:

¿Qué ve tu amiga en el camping?

A	
B	
C	
D	

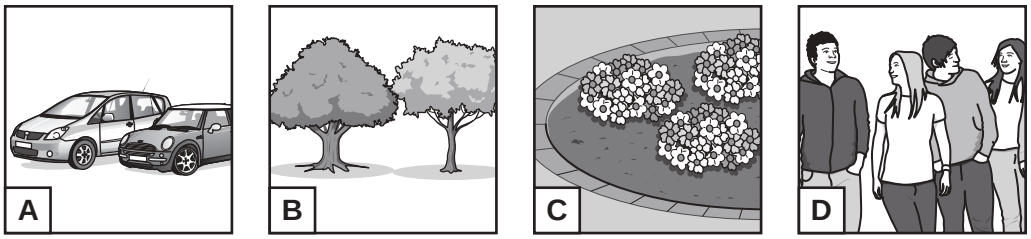

[1]

4 Después, tu amiga pregunta:

¿Adónde quiere ir tu amiga?

A	
B	
C	
D	

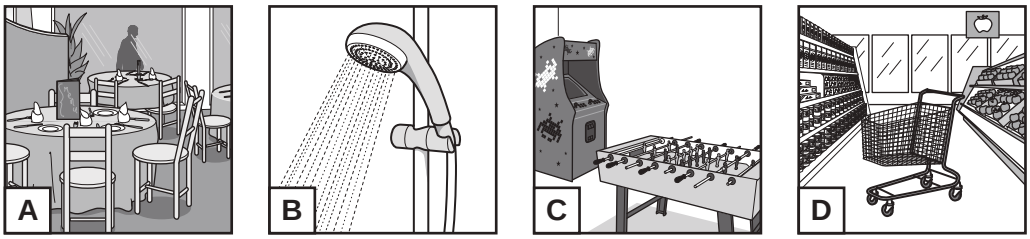

[1]

5 Tu amiga te da algo. Dice:

¿Qué te da tu amiga?

A	
B	
C	
D	

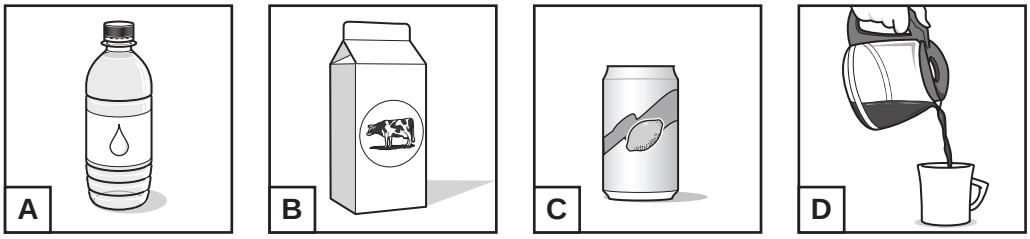

[1]

Need a home tutor? Visit smiletutor.sg

© UCLES 2018

6 Tu amiga necesita algo. Dice:

¿Qué va a buscar tu amiga?

A	
B	
C	
D	

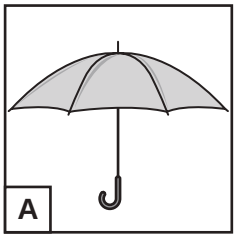

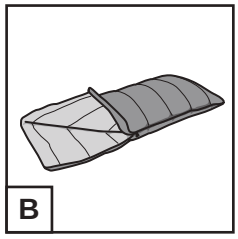

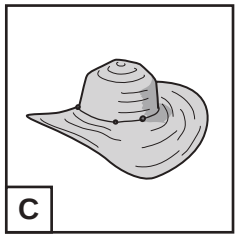



[1]

7 Tu amiga ve un anuncio. Dice:

¿Qué hay esta noche?

A	
B	
C	
D	









[1]

8 Tu amiga dice:

¿Qué quiere hacer tu amiga mañana?

A	
B	
C	
D	







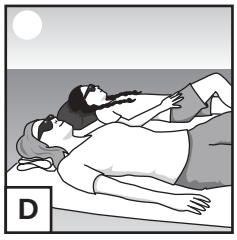

[1]

[Total: 8]

Need a home tutor? Visit smiletutor.sg

Ejercicio 2 Preguntas 9–15

Vas a oír un anuncio sobre un club de lectura para jóvenes.

Escúchalo con atención y completa la ficha **en español**. Habrá una pausa durante el anuncio.

Vas a oír el anuncio dos veces, pero antes tienes unos segundos para leer las preguntas.

Club de lectura para jóvenes

9 Pueden participar chicos y chicas de entre 14 y ..... años. [1]

10 ¿Dónde tiene lugar el club de lectura? *(indica **1** respuesta)*


A


B


C

[1]

11 La mesa donde se reúnen los jóvenes está al lado de: *(indica **1** respuesta)*

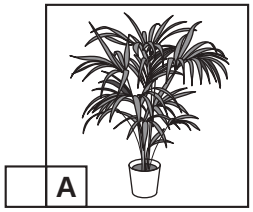
A

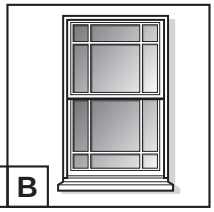
B


C

[1]

12 Día en el que se reúne el club de lectura: ..... [1]

[PAUSA]

Need a home tutor? Visit smiletutor.sg

13 ¿Qué se puede comer en el club de lectura? *(indica **1** respuesta)*

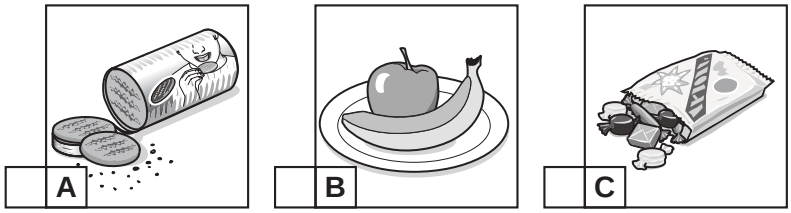

[1]

14 Al club recomiendan traer: *(indica **1** respuesta)*

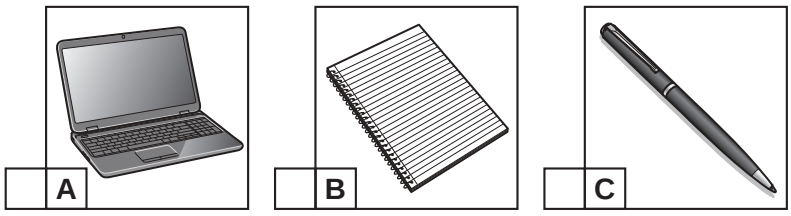

[1]

15 ¿De qué tipo de novela van a hablar este mes? *(indica **1** respuesta)*

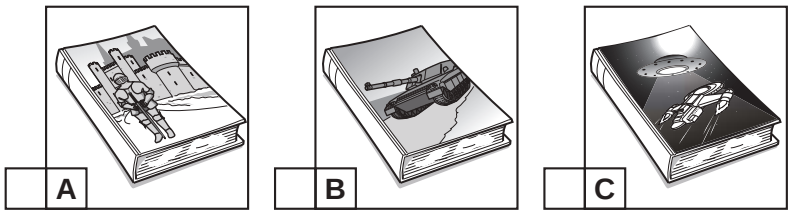

[1]

[Total: 7]

Need a home tutor? Visit smiletutor.sg

Sección 2

Ejercicio 1 Pregunta 16

Vas a oír la opinión de cuatro jóvenes sobre sus amigos. Escucha lo que dicen con atención y escribe una X en la casilla si la afirmación es Verdad.

Hay que marcar **solo 6** casillas (XXXXXX).

Vas a oír lo que dicen dos veces, pero antes tienes unos segundos para leer las afirmaciones.

	VERDAD
Mariana	
(a) Mariana encuentra fácil hacer amigos.	☐
(b) La mejor amiga de Mariana es su hermana.	☐
(c) A Mariana le gustaría tener novio.	☐
Emilio	
(d) Para Emilio, su familia es lo más importante.	☐
(e) Emilio va de vacaciones con sus amigos.	☐
(f) A Emilio y a sus amigos les gusta el mismo tipo de comida.	☐
Susana	
(g) Susana y su mejor amiga se conocieron en un tren.	☐
(h) A Susana y a su mejor amiga les interesa la misma música.	☐
(i) Susana ve a su mejor amiga todos los días.	☐
Arturo	
(j) Arturo tiene problemas para conocer a chicas.	☐
(k) Arturo y su mejor amigo, Paco, son vecinos.	☐
(l) El mejor amigo de Arturo tiene buen carácter.	☐

[Total: 6]

Need a home tutor? Visit smiletutor.sg

© UCLES 2018

Ejercicio 2 Preguntas 17–25

Vas a oír una entrevista con Miguel, que hace deporte en su tiempo libre. Escúchala con atención y contesta a las preguntas. Habrá una pausa durante la entrevista.

Primera parte: Preguntas 17 a 21. En cada frase hay algo que no corresponde a lo que se dice en la entrevista. Escucha la entrevista y escribe la palabra correcta **en español**.

Vas a oír la primera parte de la entrevista dos veces, pero antes tienes unos segundos para leer las preguntas 17 a 21.

17 El barrio donde vive Miguel es ~~***moderno***~~. .....[1]

18 Miguel trabaja como ~~***arquitecto***~~. .....[1]

19 Miguel prefiere correr en la ~~***pista***~~. .....[1]

20 El abuelo de Miguel le ~~***critico***~~ las zapatillas. .....[1]

21 Miguel corre ~~***mal***~~ cuando hace calor. .....[1]

[PAUSA]

Segunda parte: Preguntas 22 a 25. Vas a oír la segunda parte de la entrevista dos veces. Escúchala y contesta a las preguntas **en español**. Tienes unos segundos para leer las preguntas.

22 ¿Dónde **no** le gusta dormir a Miguel cuando está lejos de casa?

.....[1]

23 ¿Cuál es la parte del cuerpo que le dolía a Miguel?

.....[1]

24 Según sus compañeros, ¿qué debería comer Miguel?

.....[1]

25 ¿Qué quiere hacer Miguel en el futuro?

.....[1]

[Total: 9]

Need a home tutor? Visit smiletutor.sg

Sección 3

Ejercicio 1 Preguntas 26–31

Vas a oír una conversación entre Marta y Pablo, dos amigos españoles.

Escúchala con atención y contesta a las preguntas escribiendo una X en la casilla correcta.

Habrá una pausa durante la conversación.

Vas a oír la conversación dos veces, pero antes tienes unos segundos para leer las preguntas.

26 ¿Qué es lo único que ha hecho Marta desde que volvió de Colombia?

A		guardar la ropa
B		limpiar la casa
C		visitar a su familia
D		ver sus fotos

[1]

27 El tema del proyecto que hizo Marta en Colombia era…

A		el medio ambiente.
B		el turismo.
C		la historia.
D		la enseñanza.

[1]

28 ¿Qué ventaja tenía la casa donde vivió Marta?

A		Era gratis.
B		Estaba cerca del trabajo.
C		Estaba en la capital.
D		Tenía mucho espacio.

[1]

[PAUSA]

Need a home tutor? Visit smiletutor.sg

29 ¿Qué le sorprendió a Marta del pueblo de Salento?

A	☐	el clima variable
B	☐	el paisaje verde
C	☐	las casas de colores
D	☐	la comida deliciosa [1]

30 Marta dice que el *Parque de Atracciones del Café*…

A	☐	era diferente a los que había visitado antes.
B	☐	tenía pocas cosas para los niños.
C	☐	cerraba demasiado temprano.
D	☐	debería reducir las colas de la entrada. [1]

31 ¿Qué va a hacer Marta con sus amigos colombianos durante las vacaciones?

A	☐	descansar en la montaña
B	☐	reunirse de nuevo en Colombia
C	☐	hacer un viaje en coche
D	☐	visitar monumentos famosos [1]

[Total: 6]

Need a home tutor? Visit smiletutor.sg

Ejercicio 2 Preguntas 32–39



Vas a oír una entrevista con Víctor, director de un centro de equitación.

Escúchala con atención y contesta a las preguntas **en español**.

Habrá dos pausas durante la entrevista.

Vas a oír la entrevista dos veces, pero antes tienes unos segundos para leer las preguntas.

32 ¿Cuánto tiempo lleva funcionando el centro de equitación?

.....[1]

33 ¿Dónde trabajaban los padres de Víctor?

.....[1]

34 ¿Por qué el dueño del centro le dio el trabajo de director a Víctor? Da **dos** razones.

(i) .....[1]

(ii) .....[1]

[PAUSA]

35 ¿Qué consejo le dio el dueño del centro a Víctor?

.....[1]

36 Los domingos, ¿para quiénes se organizan paseos a caballo?

.....[1]

[PAUSA]

37 Para Víctor, ¿cuál es la mejor prueba de que los clientes lo pasan muy bien?

.....[1]

38 ¿Cuándo hay más empleados en el centro de equitación?

.....[1]

39 ¿Por qué los caballos del norte de España son ideales para los niños?

.....[1]

[Total: 9]

Permission to reproduce items where third-party owned material protected by copyright is included has been sought and cleared where possible. Every reasonable effort has been made by the publisher (UCLES) to trace copyright holders, but if any items requiring clearance have unwittingly been included, the publisher will be pleased to make amends at the earliest possible opportunity.

To avoid the issue of disclosure of answer-related information to candidates, all copyright acknowledgements are reproduced online in the Cambridge International Examinations Copyright Acknowledgements Booklet. This is produced for each series of examinations and is freely available to download at www.cie.org.uk after the live examination series.

Cambridge International Examinations is part of the Cambridge Assessment Group. Cambridge Assessment is the brand name of University of Cambridge Local Examinations Syndicate (UCLES), which is itself a department of the University of Cambridge.

Need a home tutor? Visit smiletutor.sg

Cambridge Assessment International Education
Cambridge International General Certificate of Secondary Education

SPANISH **0530/12**

Paper 1 Listening **May/June 2018**

TRANSCRIPT

Approx. 45 minutes

This syllabus is approved for use in England, Wales and Northern Ireland as a Cambridge International Level 1/Level 2 Certificate.

This document consists of **12** printed pages.

© UCLES 2018

Need a home tutor? Visit smiletutor.sg

TRACK 1

ENG This is the Cambridge International Examinations, International General Certificate of Secondary Education, June 2018 Examination, in Spanish. Paper 1, Listening.

TRACK 2

M1 **Sección 1**

M1 **Ejercicio 1. Preguntas 1 a 8.**

M1 En esta sección del examen vas a oír una serie de observaciones o diálogos cortos que podrías oír en países donde se habla español.

M1 Para cada pregunta indica tu respuesta escribiendo una X en la casilla correcta.

M1 Vas a oír cada observación o diálogo dos veces.

M1 Estás con tu amiga española en un camping.

M1 **Número 1**

M1 En la recepción del camping, el recepcionista dice:

* [SETTING: INTERIOR]

M2 Hay un sitio al lado del río.

M1 ¿Dónde hay un sitio? **

PAUSE 00'10"
REPEAT FROM * TO **
PAUSE 00'05"

M1 **Número 2**

M1 El recepcionista dice:

* [SETTING: INTERIOR]

M2 El camping cuesta veinticinco euros al día.

M1 ¿Cuánto cuesta el camping al día? **

PAUSE 00'10"
REPEAT FROM * TO **
PAUSE 00'05"

Need a home tutor? Visit smiletutor.sg

M1 **Número 3**

M1 Más tarde, tu amiga dice:

* [SETTING: EXTERIOR]

F2 Mira, hay muchos árboles aquí.

M1 ¿Qué ve tu amiga en el camping? **

PAUSE 00'10"
REPEAT FROM * TO **
PAUSE 00'05"

M1 **Número 4**

M1 Después, tu amiga pregunta:

* [SETTING: EXTERIOR]

F2 ¿Vamos al supermercado?

M1 ¿Adónde quiere ir tu amiga? **

PAUSE 00'10"
REPEAT FROM * TO **
PAUSE 00'05"

M1 **Número 5**

M1 Tu amiga te da algo. Dice:

* [SETTING: EXTERIOR]

F2 *Toma esta limonada.*

M1 ¿Qué te da tu amiga? **

PAUSE 00'10"
REPEAT FROM * TO **
PAUSE 00'05"

Need a home tutor? Visit smiletutor.sg

© UCLES 2018

[Turn over

M1 **Número 6**

M1 Tu amiga necesita algo. Dice:

* [SETTING: EXTERIOR]

F2 *Voy a buscar la mochila.*

M1 ¿Qué va a buscar tu amiga? **

PAUSE 00'10"
REPEAT FROM * TO **
PAUSE 00'05"

M1 **Número 7**

M1 Tu amiga ve un anuncio. Dice:

* [SETTING: EXTERIOR]

F2 *Esta noche hay una obra de teatro. ¿Vamos?*

M1 ¿Qué hay esta noche? **

PAUSE 00'10"
REPEAT FROM * TO **
PAUSE 00'05"

M1 **Número 8**

M1 Tu amiga dice:

* [SETTING: EXTERIOR]

F2 *Mañana podemos dar un paseo en bicicleta.*

M1 ¿Qué quiere hacer tu amiga mañana? **

PAUSE 00'10"
REPEAT FROM * TO **
PAUSE 00'05"

Need a home tutor? Visit smiletutor.sg

© UCLES 2018

TRACK 3

M1 **Ejercicio 2. Preguntas 9 a 15.**

M1 Vas a oír un anuncio sobre un club de lectura para jóvenes. Escúchalo con atención y completa la ficha en español. Habrá una pausa durante el anuncio.

M1 Vas a oír el anuncio dos veces, pero antes tienes unos segundos para leer las preguntas.

PAUSE 00'30"

* [SETTING: RADIO ADVERT]

F1 *Ahora, información sobre las actividades del mes. Si te gusta leer, ven al club de lectura para jóvenes organizado por chicos y chicas del pueblo. Pueden venir todos los jóvenes entre 14 y 17 años interesados en hablar de sus libros favoritos.*

El club tiene lugar en la cafetería Luna, que está cerca del mercado.

Los jóvenes se reúnen en una mesa al lado de la ventana; es una zona tranquila con vistas al castillo.

El club de lectura es los sábados por la mañana, de las diez a las once y media. No importa si llegas un poco tarde.

PAUSE 00'05"

F1 *Durante las reuniones del club hay galletas y algo para beber. Los miembros solo tienen que pagar tres euros al mes – y ya está.*

Si quieres participar, te recomendamos traer un cuaderno para tomar notas. Nosotros te damos los libros.

Ya hemos elegido la novela para este mes. Vamos a hablar de la novela llamada Estrella. Es una novela de ciencia ficción que ha tenido mucho éxito con los jóvenes. Si te interesa, envía un correo electrónico al club. **

PAUSE 00'10"

M1 Ahora vas a oír el anuncio por segunda vez.

REPEAT FROM * TO **
PAUSE 00'10"

Need a home tutor? Visit smiletutor.sg

TRACK 4

M1 **Sección 2**

M1 **Ejercicio 1. Pregunta 16.**

M1 Vas a oír la opinión de cuatro jóvenes sobre sus amigos.

M1 Escucha lo que dicen con atención y escribe una X en la casilla si la afirmación es Verdad.

M1 Hay que marcar solo 6 casillas.

M1 Vas a oír lo que dicen dos veces, pero antes tienes unos segundos para leer las afirmaciones.

PAUSE 00'30"

M1 Escucha lo que dicen los jóvenes.

* [SETTING: INTERIOR]

F2 *Hola, soy Mariana. Para mí, hacer amigos es complicado: mis padres trabajan para una compañía internacional y nos tenemos que cambiar de país con frecuencia. Por suerte, mi hermana gemela y yo nos llevamos genial; ella es mi mejor amiga. Nos contamos todo desde que éramos pequeñas, aunque ahora, desde que yo tengo novio, pasamos menos tiempo juntas.*

PAUSE 00'05"

M1 *Me llamo Emilio. Para mí, como no tengo mucha familia, la amistad es lo más importante en mi vida. Por eso, durante las vacaciones mis amigos y yo pasamos tres semanas juntos en la costa. Nos gustan las mismas cosas como ir a museos, visitar pueblos típicos y cosas así. Lo único en lo que no estamos de acuerdo es en la comida porque a cada uno le gustan platos diferentes.*

PAUSE 00'05"

F1 *Yo soy Susana. Mi mejor amiga y yo hablamos por primera vez durante un viaje en tren. Ella llevaba una camiseta de mi grupo de música favorito. Yo le pregunté si le gustaba y me dijo que sí. De hecho, íbamos al mismo concierto y así empezó nuestra amistad. Aunque vivimos en ciudades diferentes, nos vemos los fines de semana y hablamos por teléfono casi todos los días.*

PAUSE 00'05"

M2 *Hola, soy Arturo. Yo nunca he tenido problemas para hacer amigos, tanto chicos como chicas. Mi mejor amigo se llama Paco. Nos conocemos desde que empezamos el colegio y vive justo al lado de mi casa. Me gusta estar con él porque siempre está de buen humor y, en los malos momentos, me hace reír. ***

PAUSE 00'10"

M1 Ahora vas a oír a los jóvenes por segunda vez.

REPEAT FROM * TO **
PAUSE 00'10"

Need a home tutor? Visit smiletutor.sg

© UCLES 2018

TRACK 5

M2 **Ejercicio 2. Preguntas 17 a 25.**

M2 Vas a oír una entrevista con Miguel, que hace deporte en su tiempo libre.

M2 Escúchala con atención y contesta a las preguntas.

M2 Habrá una pausa durante la entrevista.

M2 **Primera parte: Preguntas 17 a 21.**

M2 En cada frase hay algo que no corresponde a lo que se dice en la entrevista. Escucha la entrevista y escribe la palabra correcta en español.

M2 Vas a oír la primera parte de la entrevista dos veces, pero antes tienes unos segundos para leer las preguntas 17 a 21.

PAUSE 00'30"

* [SETTING: INTERIOR]

F2 *Buenas tardes. Hoy estamos con Miguel. Miguel, ¿nos puedes hablar un poco de tu vida?*

M1 *Pues, estoy casado y vivo en el barrio histórico de la ciudad, donde mi mujer tiene una tienda. Me gusta mucho correr y en mi tiempo libre participo en todas las carreras que puedo.*

F2 *¿Entonces no eres atleta de profesión?*

M1 *No, solo por diversión. Yo trabajo como pintor. Tengo mi propio negocio, así que puedo organizar mi tiempo libre fácilmente cuando hay alguna carrera.*

F2 *Participas en carreras de diferentes tipos. ¿En cuál eres mejor?*

M1 *Más o menos soy igual en todos pero lo que realmente disfruto es correr en la playa. ¡Me encanta estar cerca del mar!*

F2 *Eres famoso entre tus compañeros por tu ropa. ¿Por qué?*

M1 *Desde hace años llevo las mismas zapatillas para correr. Están un poco viejas. Mi abuelo me regaló estas zapatillas; me gusta pensar que me dan suerte.*

F2 *Para ti, ¿cómo es el día perfecto para correr?*

M1 *Me gusta que cada carrera sea diferente pero, como muchos deportistas, odio el viento. Yo corro mejor si hace calor; me da energía.* **

PAUSE 00'20"

M2 Ahora vas a oír la primera parte de la entrevista por segunda vez.

REPEAT FROM * TO **
PAUSE 00'20"

Need a home tutor? Visit smiletutor.sg

M2 **Segunda parte: Preguntas 22 a 25.**

M2 Vas a oír la segunda parte de la entrevista dos veces. Escúchala y contesta a las preguntas en español. Tienes unos segundos para leer las preguntas.

PAUSE 00'30"

*** [SETTING: INTERIOR]

F2 *Ahora participas en carreras por toda España. ¿Es duro estar lejos de casa?*

M1 *Bueno, tengo unos compañeros fantásticos y lo pasamos bien. Lo que no aguanto es dormir en hoteles; siempre que puedo, me quedo en casa de algún amigo.*

F2 *¿Has tenido algún problema?*

M1 *El año pasado me caí en una carrera y durante unos meses me dolía el pie cuando corría pero ya estoy bien.*

F2 *¿Sigues alguna dieta especial?*

M1 *No, pero intento comer bien: fruta, verduras ... Mis compañeros me recomiendan comer más arroz pero no me gusta mucho, así que como pan, espaguetis y cosas así.*

F2 *¿Qué ambiciones tienes como deportista?*

M1 *Cuando deje las competiciones, en unos años, me gustaría entrenar a niños. Correr es un deporte muy completo y creo que más gente lo debe practicar.* ****

PAUSE 00'20"

M2 Ahora vas a oír la segunda parte de la entrevista por segunda vez.

REPEAT FROM *** TO ****
PAUSE 00'20"

Need a home tutor? Visit smiletutor.sg

© UCLES 2018

TRACK 6

M1 **Sección 3**

M1 **Ejercicio 1. Preguntas 26 a 31.**

M1 Vas a oír una conversación entre Marta y Pablo, dos amigos españoles.

M1 Escúchala con atención y contesta a las preguntas escribiendo una X en la casilla correcta.

M1 Habrá una pausa durante la conversación.

M1 Vas a oír la conversación dos veces, pero antes tienes unos segundos para leer las preguntas.

PAUSE 01'00"

* [SETTING: INTERIOR]

M2 *Hola Marta, ¿qué tal? Me dijeron que has estado un tiempo en Colombia.*

F2 *Hola, Pablo. Pues sí, acabo de volver y todavía no he encontrado el momento ni de sacar la ropa de la maleta y guardarla en el armario. Tampoco he visto a mis amigos. Como he estado allí casi seis meses, ahora, al llegar, he tenido que visitar a toda la familia y no he tenido tiempo para hacer nada más.*

M2 *¿Seis meses? Es mucho tiempo, ¿no?*

F2 *A mí se me ha pasado rapidísimo. Me fui para hacer un proyecto medioambiental en la zona donde se cultiva café y estuve trabajando en una granja ecológica. También pude hacer algo de turismo y aprender sobre la historia del país.*

M2 *¡Qué bien! Me gustaría hacer algo así. ¿Dónde te alojaste?*

F2 *En el pueblo de Salento. Mi plan, al principio, era alojarme con una familia y ahorrar dinero. Sin embargo, cuando llegué, una empleada de la granja me ofreció alquilar su casa a precio reducido mientras ella estaba en la capital. La casa, aunque no era muy grande, estaba al lado del trabajo. Me hacía ilusión vivir sola y Salento es un pueblo muy seguro. Por eso acepté.*

PAUSE 00'15"

M2 *¿Qué te sorprendió del pueblo?*

F2 *Pues, por las fotos en las revistas ya sabía que las casas eran de colores y que el paisaje era muy verde. Todo eso fue como esperaba. Para mí una gran sorpresa fue la comida: los restaurantes servían unos platos de pescado de río con plátano frito que estaban riquísimos.*

M2 *¿Hubo algún lugar que te gustó especialmente?*

F2 *Pues, no muy lejos del pueblo había un parque de atracciones llamado el Parque de Atracciones del Café. Tenía un montón de cosas divertidas para niños y adultos. No se parecía en nada a los parques de atracciones en los que había estado antes. Fui con un amigo y sus hijos y lo pasaron genial. Nos quedamos hasta muy tarde por la noche.*

Need a home tutor? Visit smiletutor.sg

M2 *Suena fantástico. ¿Ahora tienes algún plan?*

F2 *Tengo que continuar mi proyecto aquí. Cuando lo termine, me tomaré dos semanas de vacaciones. Hice buenos amigos en Colombia y los he invitado a venir a verme a España. Vamos a recorrer varios sitios en coche por la costa para que conozcan esta parte del país que no es tan famosa. ***

PAUSE 00'15"

M1 Ahora vas a oír la conversación por segunda vez.

REPEAT FROM * TO **
PAUSE 00'15"

Need a home tutor? Visit smiletutor.sg

TRACK 7

M2 **Ejercicio 2. Preguntas 32 a 39.**

M2 Vas a oír una entrevista con Víctor, director de un centro de equitación.

M2 Escúchala con atención y contesta a las preguntas en español.

M2 Habrá dos pausas durante la entrevista.

M2 Vas a oír la entrevista dos veces, pero antes tienes unos segundos para leer las preguntas.

PAUSE 00'45"

* [SETTING: INTERIOR]

F1 *Hoy hablamos con Víctor, que trabaja en un centro de equitación. Víctor, cuéntanos lo que haces.*

M1 *Pues, dirijo un centro de equitación que abrió hace medio siglo. Está en el este de España.*

F1 *¿Es un negocio de la familia?*

M1 *Pues no. Yo aprendí a montar cuando unos amigos me invitaron a su casa en el campo. Mis padres trabajaban en una fábrica y a nadie de mi familia le interesaba trabajar con animales.*

F1 *¿Cómo llegaste a ser director del centro de equitación?*

M1 *Trabajo aquí desde los dieciséis años. Al principio lo hacía en mi tiempo libre, cuando no tenía que estudiar. Desde entonces han pasado muchos años y hace poco el dueño me ofreció el trabajo de director. Él quería descansar del trabajo. Por otro lado, también era bastante mayor. Yo acepté encantado.*

PAUSE 00'20"

F1 *¿El dueño te dio algún consejo?*

M1 *Él sabía que yo había estudiado y por eso estaba preparado. Solo me recomendó una cosa: "Disfruta del trabajo. Eso es lo esencial." Yo lo hago. Estoy contento porque trabajo rodeado de naturaleza y compañeros fantásticos.*

F1 *¿Qué hacéis en el centro?*

M1 *Por supuesto, clases de equitación, de salto, excursiones… También hacemos algo que para mí es lo más especial: los domingos ofrecemos paseos a caballo a personas con problemas de salud. Es muy emocionante.*

PAUSE 00'20"

F1 *¿Los clientes están contentos?*

M1 *Mucho. Nos lo dicen en persona, por correo y por las redes sociales. Todo esto está bien pero lo que realmente me convence es que la mayoría repite la experiencia.*

F1 *¿Cuántas personas trabajan en el centro?*

Need a home tutor? Visit smiletutor.sg

M1 *Normalmente somos cinco los que estamos todos los días pero tenemos el doble de trabajadores a principios de agosto. En esa época nunca paramos.*

F1 *¿Ofrecéis algo que otros centros no tengan?*

M1 *Aparte del buen ambiente, tenemos unos caballos del norte de España excelentes para que los niños aprendan a montar, porque son más pequeños. Muchos niños ya han ganado concursos.*

F1 *Muchas gracias, Víctor.* **

PAUSE 00'45"

M2 Ahora vas a oír la entrevista por segunda vez.

REPEAT FROM * TO **
PAUSE 00'45"

M2 Se ha terminado el examen. Cierra tu cuestionario.

ENG This is the end of the examination.

Permission to reproduce items where third-party owned material protected by copyright is included has been sought and cleared where possible. Every reasonable effort has been made by the publisher (UCLES) to trace copyright holders, but if any items requiring clearance have unwittingly been included, the publisher will be pleased to make amends at the earliest possible opportunity.

To avoid the issue of disclosure of answer-related information to candidates, all copyright acknowledgements are reproduced online in the Cambridge Assessment International Education Copyright Acknowledgements Booklet. This is produced for each series of examinations and is freely available to download at www.cambridgeinternational.org after the live examination series.

Cambridge Assessment International Education is part of the Cambridge Assessment Group. Cambridge Assessment is the brand name of the University of Cambridge Local Examinations Syndicate (UCLES), which itself is a department of the University of Cambridge.

Need a home tutor? Visit smiletutor.sg

Cambridge Assessment International Education
Cambridge International General Certificate of Secondary Education

SPANISH **0530/13**

Paper 1 Listening **May/June 2018**

MARK SCHEME

Maximum Mark: 45

Published

This mark scheme is published as an aid to teachers and candidates, to indicate the requirements of the examination. It shows the basis on which Examiners were instructed to award marks. It does not indicate the details of the discussions that took place at an Examiners' meeting before marking began, which would have considered the acceptability of alternative answers.

Mark schemes should be read in conjunction with the question paper and the Principal Examiner Report for Teachers.

Cambridge International will not enter into discussions about these mark schemes.

Cambridge International is publishing the mark schemes for the May/June 2018 series for most Cambridge IGCSE™, Cambridge International A and AS Level and Cambridge Pre-U components, and some Cambridge O Level components.

IGCSE™ is a registered trademark.

This syllabus is approved for use in England, Wales and Northern Ireland as a Cambridge International Level 1/Level 2 Certificate.

© UCLES 2018

Need a home tutor? Visit smiletutor.sg

PUBLISHED

Generic Marking Principles

These general marking principles must be applied by all examiners when marking candidate answers. They should be applied alongside the specific content of the mark scheme or generic level descriptors for a question. Each question paper and mark scheme will also comply with these marking principles.

GENERIC MARKING PRINCIPLE 1:

Marks must be awarded in line with:

- the specific content of the mark scheme or the generic level descriptors for the question
- the specific skills defined in the mark scheme or in the generic level descriptors for the question
- the standard of response required by a candidate as exemplified by the standardisation scripts.

GENERIC MARKING PRINCIPLE 2:

Marks awarded are always **whole marks** (not half marks, or other fractions).

GENERIC MARKING PRINCIPLE 3:

Marks must be awarded **positively**:

- marks are awarded for correct/valid answers, as defined in the mark scheme. However, credit is given for valid answers which go beyond the scope of the syllabus and mark scheme, referring to your Team Leader as appropriate
- marks are awarded when candidates clearly demonstrate what they know and can do
- marks are not deducted for errors
- marks are not deducted for omissions
- answers should only be judged on the quality of spelling, punctuation and grammar when these features are specifically assessed by the question as indicated by the mark scheme. The meaning, however, should be unambiguous.

GENERIC MARKING PRINCIPLE 4:

Rules must be applied consistently e.g. in situations where candidates have not followed instructions or in the application of generic level descriptors.

Need a home tutor? Visit smiletutor.sg

© UCLES 2018

GENERIC MARKING PRINCIPLE 5: Marks should be awarded using the full range of marks defined in the mark scheme for the question (however; the use of the full mark range may be limited according to the quality of the candidate responses seen).
GENERIC MARKING PRINCIPLE 6: Marks awarded are based solely on the requirements as defined in the mark scheme. Marks should not be awarded with grade thresholds or grade descriptors in mind.

Need a home tutor? Visit smiletutor.sg

1 General Marking Principles

1.1 It is not possible to list all acceptable alternatives in the Detailed Mark Scheme provided in Section 2. You will need to consider all alternative answers and unexpected approaches in candidates' scripts, make a decision on whether they communicate the required elements, in consultation with your Team Leader if necessary (or with your Product Manager if you are a single Examiner), and award marks accordingly.

The following marking principles underpin the detailed instructions provided in Section 2 of the Mark Scheme. **Where a decision is taken to deviate from these principles for a particular question, this will be specified in the Mark Scheme.** Often the general principles will have to be weighed up against each other, e.g. the answer might pass the look-alike test (1.5(b)), but if the candidate has produced an answer that is another word in the target language they will not score (1.6).

1.2 Crossing out:

(a)	If a candidate changes his/her mind over an answer and crosses out an attempt, award a mark if the final attempt is correct.
(b)	If a candidate crosses out an answer to a whole question but makes no second attempt at it, mark the crossed out work.

1.3 More than the stipulated number of boxes ticked/crossed by the candidate:

(a)	If more than one attempt is visible, but the candidate has clearly indicated which attempt is his/her final answer (e.g. by crossing out other attempts or by annotating the script in some way), mark in the usual way.
(b)	If two attempts are visible (e.g. 2 boxes ticked instead of the 1 box stipulated), and neither has been crossed out/discounted by the candidate, no mark can be awarded.
(c)	Where candidates must tick a number of boxes (e.g. tick the 6 true statements) and tick too many, apply the following rule: deduct the number of 'extra' answers indicated by the candidate from their number of correct answers. The remaining number is the mark awarded, e.g. the candidate is asked to tick 6 statements, but ticks 8. 5 of the ticks are correctly placed, but 2 are 'extras' (8 ticks placed by candidate minus 6 ticks required by rubric = 2 'extras'). Therefore the candidate is awarded a mark of 3.
(d)	Answers in pen do not take precedence over answers in pencil, e.g. if a candidate is asked to tick 1 box and ticks 2, one in pen and the other in pencil, the mark cannot be awarded unless there is explicit indication from the candidate as to which is his/her final answer.

Need a home tutor? Visit smiletutor.sg

© UCLES 2018

1.4 For questions requiring more than one element for the answer, (i) and (ii), where the answers are interchangeable:

(a)	Both correct answers on line 1 and line 2 blank = 2
(b)	Both correct answers on line 1 and line 2 wrong = 1

(or vice-versa)

1.5 Answers requiring the use of Spanish (rather than a non-verbal response) should be marked for communication. Tolerate inaccuracies provided the message is clear.

(a)	'If in doubt, sound it out': if you read what the candidate has written, does it sound like the correct answer?
(b)	Look-alike test: does what the candidate has written look like the correct answer?
(c)	Accept incorrect gender or person unless Mark Scheme specifies otherwise.
(d)	Accept incorrect possessive adjectives, e.g. mi, tu, su etc., unless Mark Scheme specifies otherwise.
(e)	Accept incorrect tense unless Mark Scheme specifies otherwise.
(f)	Tolerate incorrect auxiliary unless Mark Scheme specifies otherwise.
(g)	Tolerate incorrect use of infinitive unless Mark Scheme specifies otherwise.

1.6 Unless the Mark Scheme specifies otherwise, **do not accept incorrect Spanish if the word given means something else in Spanish**. (Incorrect Spanish which constitutes a word in any language other than Spanish is marked (i) on the basis of whether it is accepted or refused in the Mark Scheme and (ii) if not mentioned in the Mark Scheme, on the basis of 1.5 above).

1.7 Where words are combined or split inappropriately do not award the mark, e.g. 'supadre' and 'elar ticulo' (inappropriate splitting or combination is an indication that the candidate has not understood).

Need a home tutor? Visit smiletutor.sg

© UCLES 2018

1.8 Annotation used in the Mark Scheme:

(a)	INV = invalidation and is used when additional material included by the candidate is judged to invalidate an otherwise correct answer thus preventing him/her from scoring the mark (INV = 0).
(b)	tc = 'tout court' and means that on its own the material is not sufficient to score the mark.
(c)	HA = harmless additional material which in conjunction with the correct answer does not prevent the candidate from scoring the mark.
(d)	BOD = benefit of the doubt and is used to indicate material considered by the Examiner and judged to be more correct than incorrect: the benefit of the doubt is given to the candidate and the mark is awarded.

1.9 No response and '0' marks

There is a NR (No Response) option in **RM Assessor**.

Award NR (No Response):
If there is nothing written at all in the answer space or
If there is only a comment which does not in any way relate to the question being asked (e.g. 'can't do' or 'don't know') or
If there is only a mark which isn't an attempt at the question (e.g. a dash, a question mark).

Award 0:
If there is any attempt that earns no credit. This could, for example, include the candidate copying all or some of the question, or any working that does not earn any marks, whether crossed out or not.

Need a home tutor? Visit smiletutor.sg

© UCLES 2018

1.10 Extra material:

It is the candidate's responsibility to answer questions in such a way as to demonstrate to the Examiner that s/he has understood the recorded material. Where candidates introduce extra, irrelevant material to an otherwise correct answer the danger is that the Examiner is being forced to 'choose' the correct answer and s/he cannot be certain that the candidate has shown understanding. Where the Examiner is put in this position the mark cannot be awarded. The Detailed Mark Scheme cannot cover all eventualities and where specific instructions are not provided, Examiners must check the transcript to ensure the correct elements which would qualify for the mark are not contradicted or distorted by any extra material. The following, general, rules should be applied:

(a)	Extra material, mentioned in the Mark Scheme, which reinforces the correct answer or in itself constitutes an alternative correct answer:	this is acceptable and is not penalised
(b)	Extra material which constitutes an alternative answer, **but which is not explicitly mentioned in the Mark Scheme:**	the Examiner needs to decide, by consulting the transcript and the Team Leader if necessary, whether the alternative answer constitutes: (i) an alternative correct answer, in which case this falls into category (a) and the answer should be rewarded (ii) or an answer which on its own would be refused, in which case this falls into category (c) and the answer should be refused
(c)	Extra material which constitutes an alternative answer **specifically refused in the Mark Scheme:**	this puts the Examiner in the position of having to 'choose' which is the candidate's 'final' answer – the Examiner cannot be sure what the candidate has understood – and the mark cannot be awarded
(d)	Extra material which distorts or contradicts the correct answer:	this affects communication – the Examiner cannot be sure what the candidate has understood – and the mark cannot be awarded
(e)	Extra material introduced by the candidate and which does not feature in the original transcript:	this affects communication – the Examiner cannot be sure what the candidate has understood – and the mark cannot be awarded. It can sometimes be difficult to draw the line between what is a deduction made by an able candidate on the basis of what they have heard and pure guesswork. Therefore where a particular answer is not covered in the Mark Scheme, Examiners should consult their Team Leader

Need a home tutor? Visit smiletutor.sg

© UCLES 2018

2 Detailed Mark Scheme

Section 1 Exercise 1

Question	Answer	Marks	Guidance
1	D	**1**	
2	B	**1**	
3	A	**1**	
4	A	**1**	
5	C	**1**	
6	B	**1**	
7	A	**1**	
8	D	**1**	

Need a home tutor? Visit smiletutor.sg

© UCLES 2018

Section 1 Exercise 2

Question	Answer	Marks	Guidance
9	2000 dos mil 2 mil	**1**	**Refuse** dos/2 miles **Refuse** dos/2 mils **Refuse** dos milli
10	B	**1**	
11	B	**1**	
12	A	**1**	
13	C	**1**	
14	agosto(s)	**1**	**Refuse** agusto **Refuse** augosto **Refuse** augusto
15	C	**1**	

Need a home tutor? Visit smiletutor.sg

Section 2 Exercise 1

Question	Answer	Marks	Guidance
16	**(a)** **(b)** ✓ **(c)** ✓ **(d)** **(e)** **(f)** ✓ **(g)** **(h)** ✓ **(i)** **(j)** **(k)** ✓ **(l)** ✓ Type in the letter for each correct option:	**6**	A mark out of 6 is entered for the whole exercise in the mark input box. USE MARKING TOOL TO TICK '✓' EACH CORRECT ANSWER UNLESS ALL 6 CORRECT If more than 6 boxes are ticked by the candidate, indicate 'working' in 'Comments' box: e.g. 7 boxes ticked of which 6 are correct use formula 6 – 1 = 5 (where 1 = the number of extra boxes ticked).

Need a home tutor? Visit smiletutor.sg

Section 2 Exercise 2: Part 1

Question	Answer	Marks	Guidance
17	divertido	**1**	
18	muebles	**1**	**Refuse** mueblen **Refuse** nuebles **Refuse** miebles
19	leer	**1**	**Refuse** ver
20	formado formando	**1**	**Refuse** salvado
21	anuncios annuncios anumcios	**1**	**Refuse** anouncios

Need a home tutor? Visit smiletutor.sg

© UCLES 2018

Section 2 Exercise 2: Part 2

Question	Answer	Marks	Guidance
22	(un) teatro (de la ciudad)	**1**	
23	(un grupo (de)) aficionado(s) un grupo de afficionados	**1**	**Refuse** (un) grupo ***tc*** **Refuse** adificionados **Refuse** aficinados **Refuse** acionados **Refuse** affifunados **Refuse** un aficionado ***tc*** **Refuse** un group(o) de aficionados
24	(a) <u>hacer</u> películas	**1**	**Refuse** ensañar INV **Refuse** a hacer películas/peleculas **Refuse** películas ***tc***
25	(porque) todos participa(n) (en él) todos participante porque todos participarle	**1**	

Note: For questions with 2 interchangeable answers: 2 correct answers on line 1, line 2 blank = 2; 2 correct answers on line 1, line 2 wrong = 1 (or vice versa)

Need a home tutor? Visit smiletutor.sg

Section 3 Exercise 1

Question	Answer	Marks	Guidance
26	B	**1**	
27	C	**1**	
28	A	**1**	
29	D	**1**	
30	C	**1**	
31	B	**1**	

Need a home tutor? Visit smiletutor.sg

© UCLES 2018

Section 3 Exercise 2

Question	Answer	Marks	Guidance
32	(por/para) 5 años (por/para) cinco años	**1**	**Refuse** hasta 5 años **Refuse** hace 5 años
33	ganar suficiente (dinero) (para vivir)	**1**	**Refuse** es suficiente para vivir **Refuse** ganar sufficiente para viver **Refuse** ganar sufficionte/soficiente/suficuenta para vivir
34	(esperando) en los aeropuertos en el aeropuerto en los aeropuertos, cansan mucho pasa/hay muchas horas en aeropuertos	**1**	**Refuse** pasas horas ***tc*** **Refuse** muchas horas aeropuertos ***tc*** **Refuse** horas esperando en los aeropuertos INV **Refuse** pasas horas esperando de los viajes **Refuse** aeroportos
35	(tener que) repetir (siempre) los (mismos) ejercicios repitir/repeter las sesiones de ejercicios/egercicios/ ejersisios	**1**	**Refuse** repetar/repetivos/repertir/repititir (for *repetir*) **Refuse** exercicios/ejercisos (for *ejercicios*)
36	(la) competencia (es triste HA) (la) competensia	**1**	**Refuse** competicia **Refuse** han debido a la competencia

Need a home tutor? Visit smiletutor.sg

© UCLES 2018

Question	Answer	Marks	Guidance
37	(algún/un) periodista (los/las) periodistas (me enfada tanto HA)	**1**	**Refuse** la periodista **Refuse** las periodisca **Refuse** el periodista **Refuse** su novio
38	(cómo/en) proteger la/tu vida privada	**1**	**Refuse** protegir (for *proteger*) **Refuse** la vida privada **Refuse** ser una persona normal **Refuse** cómo proteger la vida ***tc***
39	(uno) se siente más cómodo es/está más/muy cómodo (le) ayuda mucho	**1**	**Refuse** (siente) más comodo ***tc*** **Refuse** le ayudar mucho, cómodo **Refuse** porque viaja mucho
40	exposiciones/expociciones (de arte moderno) exposiciones en un lugar de arte moderno	**1**	**Refuse** (arte) moderno

Note: For questions with 2 interchangeable answers: 2 correct answers on line 1, line 2 blank = 2; 2 correct answers on line 1, line 2 wrong = 1 (or vice versa)

Need a home tutor? Visit smiletutor.sg

© UCLES 2018

Cambridge International Examinations
Cambridge International General Certificate of Secondary Education

CANDIDATE NAME									
CENTRE NUMBER						CANDIDATE NUMBER				

9483660491

SPANISH **0530/13**

Paper 1 Listening **May/June 2018**

Approx. 45 minutes

Candidates answer on the Question Paper.

No Additional Materials are required.

READ THESE INSTRUCTIONS FIRST

Write your Centre number, candidate number and name in the spaces at the top of this page.
Write in dark blue or black pen.
Do not use staples, paper clips, glue or correction fluid.
DO **NOT** WRITE IN ANY BARCODES.

Answer **all** questions.

The number of marks is given in brackets [ ] at the end of each question or part question.

This syllabus is approved for use in England, Wales and Northern Ireland as a Cambridge International Level 1/Level 2 Certificate.

This document consists of **11** printed pages and **1** blank page.

DC (RW/FC) 142773/2
© UCLES 2018

CAMBRIDGE International Examinations

[Turn over

Need a home tutor? Visit smiletutor.sg

BLANK PAGE

Need a home tutor? Visit smiletutor.sg

© UCLES 2018

Sección 1

Ejercicio 1 Preguntas 1–8

En esta sección del examen vas a oír una serie de observaciones o diálogos cortos que podrías oír en países donde se habla español.

Para cada pregunta indica tu respuesta escribiendo una X en la casilla correcta.

Vas a oír cada observación o diálogo dos veces.

Estás en la casa de tu amiga española.

1 Por la mañana, tu amiga te dice:

¿Qué bebe tu amiga para el desayuno?

A	
B	
C	
D	



[1]

2 Tu amiga sale de casa. Te dice:

¿Qué número de autobús toma tu amiga?

A	
B	
C	
D	

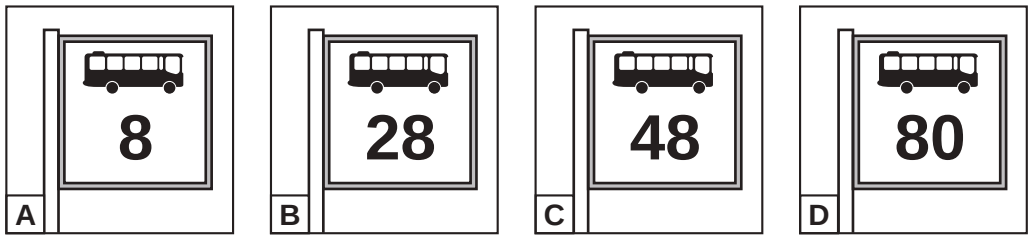

[1]

Need a home tutor? Visit smiletutor.sg

3 Tu amiga te dice:

¿Qué va a hacer tu amiga?

A	
B	
C	
D	

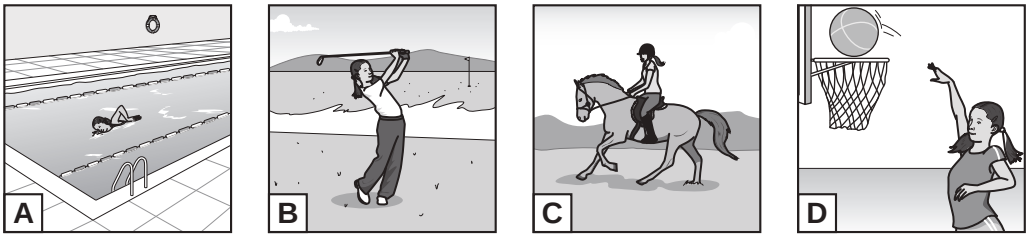

[1]

4 Tu amiga explica:

¿Qué va a comer tu amiga?

A	
B	
C	
D	

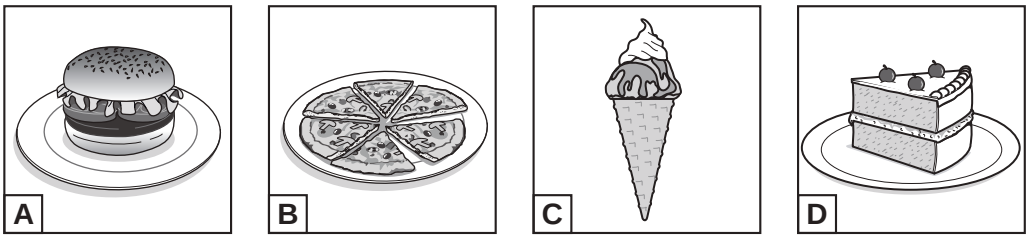

[1]

5 Tu amiga sugiere:

¿Dónde te sugiere leer tu amiga?

A	
B	
C	
D	



[1]

Need a home tutor? Visit smiletutor.sg

© UCLES 2018

6 Preguntas a tu amiga a qué hora va a volver. Te responde:

¿A qué hora va a volver tu amiga?

A	
B	
C	
D	

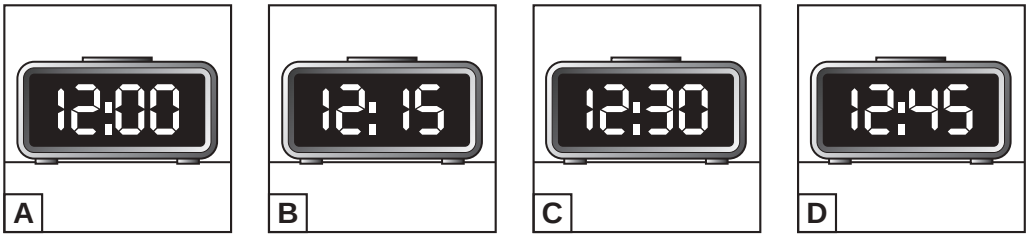

[1]

7 Cuando vuelve a casa, tu amiga dice:

¿A quién vio tu amiga en el club?

A	
B	
C	
D	



[1]

8 Vais a salir esta noche. Tu amiga te sugiere:

¿Qué te sugiere tu amiga?

A	
B	
C	
D	



[1]

[Total: 8]

Need a home tutor? Visit smiletutor.sg

Ejercicio 2 Preguntas 9–15

Vas a oír un anuncio de una región turística en Chile.

Escúchalo con atención y completa la ficha en español. Habrá una pausa durante el anuncio.

Vas a oír el anuncio dos veces, pero antes tienes unos segundos para leer las preguntas.

Turismo en Chile

9 Casapalca está situado a ..... metros sobre el nivel del mar. [1]

10 Alojamiento: *(indica **1** respuesta)*

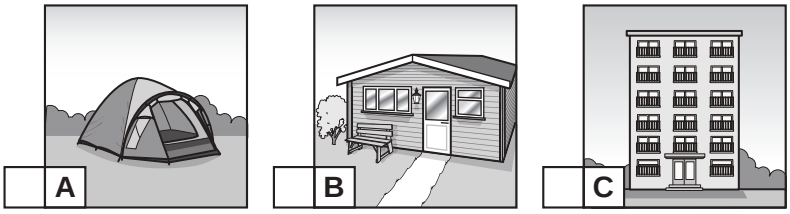

[1]

11 En la cocina hay: *(indica **1** respuesta)*

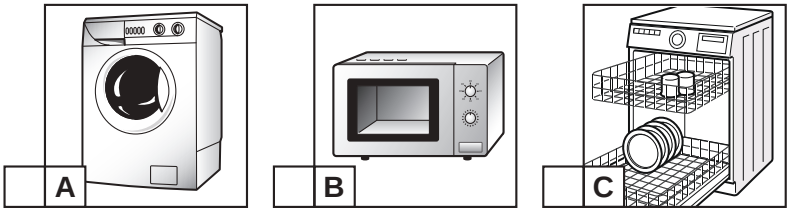

[1]

12 Especialidad en el restaurante: *(indica **1** respuesta)*

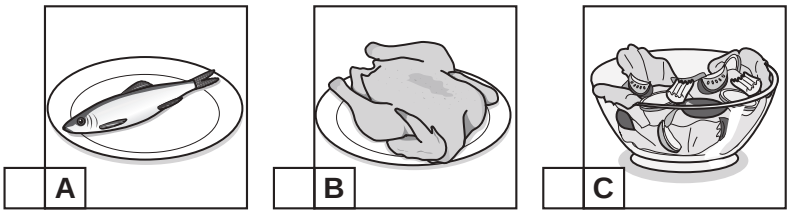

[1]

[PAUSA]

Need a home tutor? Visit smiletutor.sg

13 Tipo de ciclismo que se recomienda hacer: *(indica **1** respuesta)*



[1]

14 Mes en el que se puede hacer esquí: ..... [1]

15 Lo que no debes olvidar: *(indica **1** respuesta)*

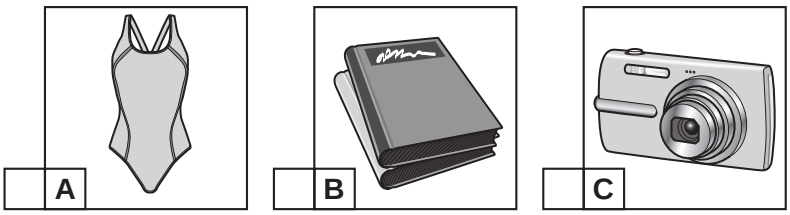

[1]

[Total: 7]

Need a home tutor? Visit smiletutor.sg

Sección 2

Ejercicio 1 Pregunta 16

Vas a oír la opinión de cuatro jóvenes sobre cosas que les gustan. Escucha lo que dicen con atención y escribe una X en la casilla si la afirmación es **Verdad**.

Hay que marcar **solo 6** casillas (XXXXXX).

Vas a oír lo que dicen dos veces, pero antes tienes unos segundos para leer las afirmaciones.

	VERDAD
Javier	
(a) Javier viaja a otras ciudades para ver los partidos de su equipo.	☐
(b) El tío de Javier era jugador de fútbol.	☐
(c) Javier y su padre tienen pasatiempos distintos.	☐
Paula	
(d) La ambición de Paula es trabajar en un zoológico.	☐
(e) Paula vive en las montañas.	☐
(f) A Paula le gusta hacer camping.	☐
Raúl	
(g) Para Raúl, es difícil levantarse por la mañana.	☐
(h) Raúl pasa la aspiradora una vez a la semana.	☐
(i) La novia de Raúl tiene los ojos grises.	☐
Alba	
(j) El color preferido de Alba es el azul oscuro.	☐
(k) Alba se siente tranquila con el color azul.	☐
(l) Dentro de poco, Alba tendrá que hacer exámenes.	☐

[Total: 6]

Need a home tutor? Visit smiletutor.sg

© UCLES 2018

Ejercicio 2 Preguntas 17–25

Vas a oír una entrevista con Sergio, un chico que quería tener un cine en su pueblo. Escúchala con atención y contesta a las preguntas. Habrá una pausa durante la entrevista.

Primera parte: Preguntas 17 a 21. En cada frase hay algo que no corresponde a lo que se dice en la entrevista. Escucha la entrevista y escribe la palabra correcta **en español**.

Vas a oír la primera parte de la entrevista dos veces, pero antes tienes unos segundos para leer las preguntas 17 a 21.

17 Para Sergio, ver películas en casa no es ~~***fácil***~~. .....[1]

18 El edificio del antiguo cine se usaba como tienda de ~~***alfombras***~~. .....[1]

19 Sergio formó el grupo después de ~~***oír***~~ que la tienda se cerraba. .....[1]

20 Los habitantes de un pueblo cercano habían ~~***comprado***~~ un club. .....[1]

21 Los negocios querían poner ~~***ejemplos***~~ de sus productos. .....[1]

[PAUSA]

Segunda parte: Preguntas 22 a 25. Vas a oír la segunda parte de la entrevista dos veces. Escúchala y contesta a las preguntas **en español**. Tienes unos segundos para leer las preguntas.

22 ¿Dónde consiguieron las butacas para el cine?

.....[1]

23 ¿Quién escoge las películas que se van a poner?

.....[1]

24 ¿Qué enseñará un director de cine a los jóvenes?

.....[1]

25 ¿Por qué está satisfecho Sergio con el nuevo cine?

.....[1]

[Total: 9]

Need a home tutor? Visit smiletutor.sg

Sección 3

Ejercicio 1 Preguntas 26–31

Vas a oír una entrevista con José, un voluntario que trabaja con las personas sin hogar.

Escúchala con atención y contesta a las preguntas escribiendo una X en la casilla correcta.

Habrá una pausa durante la entrevista.

Vas a oír la entrevista dos veces, pero antes tienes unos segundos para leer las preguntas.

26 La casa de José…

A		ofrece alojamiento.
B		está en las afueras de la ciudad.
C		se encuentra cerca de un parque.
D		tiene problemas con la calefacción. [1]

27 José dice que algunas personas sin hogar…

A		viven en la calle con su familia.
B		deberían recibir dinero de los voluntarios.
C		encuentran difícil vivir en una ciudad moderna.
D		se han causado ellos mismos sus problemas. [1]

28 ¿Qué es lo más importante de lo que hace José para las personas sin hogar?

A		darles información sobre lugares donde los pueden ayudar
B		ofrecerles algo para comer y beber
C		pasar tiempo hablando con ellos
D		darles una manta para dormir [1]

[PAUSA]

Need a home tutor? Visit smiletutor.sg

29 En los albergues de la ciudad, las personas sin hogar pueden…

A		conseguir ropa nueva.
B		tener clases de matemáticas.
C		vivir hasta que encuentren un piso.
D		ver a un profesional de la salud. [1]

30 Según José, lo primero que hay que hacer para muchas personas sin hogar es…

A		buscarles un puesto de trabajo.
B		mejorar su nivel de educación.
C		solucionar sus dificultades con el alcohol.
D		hacerles una entrevista sobre su historia. [1]

31 ¿Qué le pasó a José recientemente?

A		Se sintió triste a causa de sus experiencias.
B		Se alegró cuando dos personas se vieron después de muchos años.
C		Empezó a tener dudas sobre la dirección de su vida.
D		Se puso nervioso al comenzar un nuevo trabajo. [1]

[Total: 6]

Need a home tutor? Visit smiletutor.sg

Ejercicio 2 Preguntas 32–40



Vas a oír una entrevista con Carolina que, hasta hace poco, era una tenista profesional.

Escúchala con atención y contesta a las preguntas **en español**.

Habrá dos pausas durante la entrevista.

Vas a oír la entrevista dos veces, pero antes tienes unos segundos para leer las preguntas.

32 ¿Cuánto tiempo pasó Carolina compitiendo en torneos internacionales?

.....[1]

33 ¿Qué logran hacer el 40% de tenistas profesionales?

.....[1]

34 Según Carolina, ¿cuándo se cansan mucho los deportistas en los viajes?

.....[1]

[PAUSA]

35 ¿Qué es lo que menos le gusta a Carolina de las sesiones de práctica?

.....[1]

36 ¿Cuál es la razón por la que Carolina encuentra difícil tener amigas tenistas?

.....[1]

37 ¿Quién molesta a Carolina en su tiempo libre?

.....[1]

38 ¿En qué está pensando Carolina siempre fuera del estadio?

.....[1]

[PAUSA]

39 Según Carolina, ¿qué ventaja tiene para un tenista saber inglés?

.....[1]

40 ¿Adónde iba Carolina para descansar del tenis?

.....[1]

[Total: 9]

Permission to reproduce items where third-party owned material protected by copyright is included has been sought and cleared where possible. Every reasonable effort has been made by the publisher (UCLES) to trace copyright holders, but if any items requiring clearance have unwittingly been included, the publisher will be pleased to make amends at the earliest possible opportunity.

To avoid the issue of disclosure of answer-related information to candidates, all copyright acknowledgements are reproduced online in the Cambridge International Examinations Copyright Acknowledgements Booklet. This is produced for each series of examinations and is freely available to download at www.cie.org.uk after the live examination series.

Cambridge International Examinations is part of the Cambridge Assessment Group. Cambridge Assessment is the brand name of University of Cambridge Local Examinations Syndicate (UCLES), which is itself a department of the University of Cambridge.

Need a home tutor? Visit smiletutor.sg

Cambridge Assessment International Education
Cambridge International General Certificate of Secondary Education

SPANISH **0530/13**

Paper 1 Listening **May/June 2018**

TRANSCRIPT

Approx. 45 minutes

This syllabus is approved for use in England, Wales and Northern Ireland as a Cambridge International Level 1/Level 2 Certificate.

This document consists of **12** printed pages.

© UCLES 2018

Need a home tutor? Visit smiletutor.sg

TRACK 1

ENG This is the Cambridge International Examinations, International General Certificate of Secondary Education, June 2018 Examination, in Spanish. Paper 1, Listening.

TRACK 2

M1 **Sección 1**

M1 **Ejercicio 1. Preguntas 1 a 8.**

M1 En esta sección del examen vas a oír una serie de observaciones o diálogos cortos que podrías oír en países donde se habla español.

M1 Para cada pregunta indica tu respuesta escribiendo una X en la casilla correcta.

M1 Vas a oír cada observación o diálogo dos veces.

M1 Estás en la casa de tu amiga española.

M1 **Número 1**

M1 Por la mañana, tu amiga te dice:

* [SETTING: INTERIOR]

F2 *Para el desayuno, bebo un vaso de leche.*

M1 ¿Qué bebe tu amiga para el desayuno? **

PAUSE 00'10"
REPEAT FROM * TO **
PAUSE 00'05"

M1 **Número 2**

M1 Tu amiga sale de casa. Te dice:

* [SETTING: INTERIOR]

F2 *Voy al centro en el autobús número 28.*

M1 ¿Qué número de autobús toma tu amiga? **

PAUSE 00'10"
REPEAT FROM * TO **
PAUSE 00'05"

Need a home tutor? Visit smiletutor.sg

© UCLES 2018

M1 **Número 3**

M1 Tu amiga te dice:

* [SETTING: INTERIOR]

F2 *Voy al club de natación.*

M1 ¿Qué va a hacer tu amiga? **

PAUSE 00'10"
REPEAT FROM * TO **
PAUSE 00'05"

M1 **Número 4**

M1 Tu amiga explica:

* [SETTING: INTERIOR]

F2 *Después, voy a comer una hamburguesa.*

M1 ¿Qué va a comer tu amiga? **

PAUSE 00'10"
REPEAT FROM * TO **
PAUSE 00'05"

M1 **Número 5**

M1 Tu amiga sugiere:

* [SETTING: INTERIOR]

F2 *Si quieres leer, el salón es muy tranquilo.*

M1 ¿Dónde te sugiere leer tu amiga? **

PAUSE 00'10"
REPEAT FROM * TO **
PAUSE 00'05"

Need a home tutor? Visit smiletutor.sg

© UCLES 2018

[Turn over

M1 **Número 6**

M1 Preguntas a tu amiga a qué hora va a volver. Te responde:

* [SETTING: INTERIOR]

F2 *Voy a volver a las doce y cuarto.*

M1 ¿A qué hora va a volver tu amiga? **

PAUSE 00'10"
REPEAT FROM * TO **
PAUSE 00'05"

M1 **Número 7**

M1 Cuando vuelve a casa, tu amiga dice:

* [SETTING: INTERIOR]

F2 *En el club vi a una compañera del colegio.*

M1 ¿A quién vio tu amiga en el club? **

PAUSE 00'10"
REPEAT FROM * TO **
PAUSE 00'05"

M1 **Número 8**

M1 Vais a salir esta noche. Tu amiga te sugiere:

* [SETTING: INTERIOR]

F2 *Esta noche, ¿quieres ir a la discoteca?*

M1 ¿Qué te sugiere tu amiga? **

PAUSE 00'10"
REPEAT FROM * TO **
PAUSE 00'05"

Need a home tutor? Visit smiletutor.sg

© UCLES 2018

TRACK 3

M1 **Ejercicio 2. Preguntas 9 a 15.**

M1 Vas a oír un anuncio de una región turística en Chile. Escúchalo con atención y completa la ficha en español. Habrá una pausa durante el anuncio.

M1 Vas a oír el anuncio dos veces, pero antes tienes unos segundos para leer las preguntas.

PAUSE 00'30"

* [SETTING: RADIO ADVERT]

F1 *Este año, no vaya a la misma playa de siempre. Hay tantas cosas que hacer en Casapalca, el nuevo pueblo turístico en las montañas. Está situado a dos mil metros sobre el nivel del mar. Está en el centro del parque natural que tiene el mismo nombre.*

Se alojará en pequeñas casas que tienen todo lo que necesita para su visita.

Hay una cocina que tiene microondas pero muchos clientes prefieren comer en nuestro restaurante. Aquí nuestros cocineros preparan platos para todos los gustos.

Recomendamos sobre todo el pescado que viene del río al lado del pueblo.

PAUSE 00'05"

F1 *Si le gusta hacer ciclismo, la zona de Casapalca es ideal para ir en bicicleta de montaña. Además, muchos turistas se ponen botas para seguir los senderos por el bosque.*

Casapalca tiene un clima muy agradable ya que no hace demasiado calor en verano. También, se puede hacer esquí en las pistas alrededor del pueblo durante el mes de agosto.

*En cualquier estación los paisajes en esta zona son muy hermosos así que no olvide la cámara fotográfica. Casapalca lo espera. ***

PAUSE 00'10"

M1 Ahora vas a oír el anuncio por segunda vez.

REPEAT FROM * TO **
PAUSE 00'10"

Need a home tutor? Visit smiletutor.sg

TRACK 4

M1 **Sección 2**

M1 **Ejercicio 1. Pregunta 16.**

M1 Vas a oír la opinión de cuatro jóvenes sobre cosas que les gustan.

M1 Escucha lo que dicen con atención y escribe una X en la casilla si la afirmación es Verdad.

M1 Hay que marcar solo 6 casillas.

M1 Vas a oír lo que dicen dos veces, pero antes tienes unos segundos para leer las afirmaciones.

PAUSE 00'30"

M1 Escucha lo que dicen los jóvenes.

* [SETTING: INTERIOR]

M2 *Soy Javier. El rojo es el color de mi equipo de fútbol preferido. Voy a ver los partidos cuando se juegan en mi ciudad. Voy con mi tío que, cuando era joven, jugaba para ese equipo. Lo raro es que a mi padre no le interesa nada el deporte. En su tiempo libre, prefiere ir de pesca o ver la televisión.*

PAUSE 00'05"

F1 *Me llamo Paula. Me encanta sobre todo el verde y es que me gusta mucho estar en la naturaleza. Me interesan las plantas y los animales y en el futuro, me gustaría ser agricultora. Aunque vivo en una ciudad, los fines de semana voy con mis amigos a hacer senderismo en las montañas. Me encanta acampar al aire libre y dormir bajo las estrellas.*

PAUSE 00'05"

M1 *Soy Raúl. Prefiero que todo en mi habitación sea blanco. Me gustan la luz y las grandes ventanas y por la mañana me despierto temprano con mucha energía sin problema. Claro, como todo es blanco, esto significa que tengo que limpiar mi dormitorio con frecuencia; por eso paso la aspiradora todos los sábados. Hay otro color que me gusta mucho: el marrón, porque ¡es el color de los ojos de mi novia!*

PAUSE 00'05"

F2 *Me llamo Alba. No me gustan los colores oscuros, así que mi color preferido es el azul claro. Tengo el pelo rubio y creo que va muy bien con la ropa azul. Por eso casi siempre llevo vaqueros y camisetas azules. Es un color que me ayuda a estar tranquila. Esto es importante porque, con los exámenes que tengo que hacer pronto, estoy bastante preocupada en este momento. ***

PAUSE 00'10"

M1 Ahora vas a oír a los jóvenes por segunda vez.

REPEAT FROM * TO **
PAUSE 00'10"

Need a home tutor? Visit smiletutor.sg

© UCLES 2018

TRACK 5

M1 **Ejercicio 2. Preguntas 17 a 25.**

M1 Vas a oír una entrevista con Sergio, un chico que quería tener un cine en su pueblo.

M1 Escúchala con atención y contesta a las preguntas.

M1 Habrá una pausa durante la entrevista.

M1 **Primera parte: Preguntas 17 a 21.**

M1 En cada frase hay algo que no corresponde a lo que se dice en la entrevista. Escucha la entrevista y escribe la palabra correcta en español.

M1 Vas a oír la primera parte de la entrevista dos veces, pero antes tienes unos segundos para leer las preguntas 17 a 21.

PAUSE 00'30"

* [SETTING: INTERIOR]

F1 *Sergio, el cine en tu pueblo pronto abrirá sus puertas.*

M2 *Sí. Hasta ahora, para ver una película, había que ir a la ciudad. Era imposible para los jóvenes porque no hay autobuses. Ver películas en casa en la televisión no es divertido, en mi opinión.*

F1 *¿Nunca ha habido un cine?*

M2 *Hace veinte años, sí había uno. Era pequeño y viejo y había problemas técnicos, así que se cerró. A partir de entonces, el edificio se utilizó como tienda de muebles.*

F1 *¿Qué pasó?*

M2 *La tienda se cerró. Al leer la noticia en el periódico, reuní a mis amigos y formamos un grupo para ver si se podría volver a abrir el cine.*

F1 *¿Qué fue lo primero que hicisteis?*

M2 *Fuimos a un pueblo cercano que tenía un cine que los habitantes habían salvado. Habían formado un club de unos mil miembros y cada uno pagaba cien euros al año.*

F1 *¡Es barato!*

M2 *También hablamos con negocios locales en nuestro pueblo para conseguir su ayuda. Les pareció una buena idea porque podrían poner anuncios de sus productos antes de la película.* **

PAUSE 00'20"

M1 Ahora vas a oír la primera parte de la entrevista por segunda vez.

REPEAT FROM * TO **
PAUSE 00'20"

Need a home tutor? Visit smiletutor.sg

M1 **Segunda parte: Preguntas 22 a 25.**

M1 Vas a oír la segunda parte de la entrevista dos veces. Escúchala y contesta a las preguntas en español. Tienes unos segundos para leer las preguntas.

PAUSE 00'30"

*** [SETTING: INTERIOR]

F1 *¿Había mucho que hacer en el edificio?*

M2 *Por suerte pudimos comprar las antiguas butacas muy baratas que vendía un teatro de la ciudad. Empresas del pueblo hicieron gratis los cambios esenciales y ahora todo está listo.*

F1 *¿Necesitáis muchos empleados?*

M2 *Ninguno. Para elegir las películas, un grupo de aficionados se reúne cada semana y otros trabajan en la cafetería.*

F1 *Los jóvenes estáis contentos, entonces.*

M2 *Es fantástico. Además, pronto vendrá un director de cine famoso a enseñar a los jóvenes a hacer películas. ¡Yo me apunto!*

F1 *¿Y el cine es para todos?*

M2 *Sí. Para la gente mayor habrá películas antiguas sobre cómo era la vida hace cincuenta años. Me siento satisfecho porque, aunque el cine no es muy lujoso, todos participan en él. Así debe ser.* ****

PAUSE 00'20"

M1 Ahora vas a oír la segunda parte de la entrevista por segunda vez.

REPEAT FROM *** TO ****
PAUSE 00'20"

Need a home tutor? Visit smiletutor.sg

© UCLES 2018

TRACK 6

M2 **Sección 3**

M2 **Ejercicio 1. Preguntas 26 a 31.**

M2 Vas a oír una entrevista con José, un voluntario que trabaja con las personas sin hogar.

M2 Escúchala con atención y contesta a las preguntas escribiendo una X en la casilla correcta.

M2 Habrá una pausa durante la entrevista.

M2 Vas a oír la entrevista dos veces, pero antes tienes unos segundos para leer las preguntas.

PAUSE 01'00"

* [SETTING: INTERIOR]

F1 *José, ¿qué haces como voluntario?*

M1 *Yo tengo suerte: tengo una casa. Mucha gente no la tiene. Por eso todas las noches salgo de mi casa en un barrio bonito y viajo una hora en autobús para llegar al centro de la ciudad. Allí ayudo a la gente sin hogar, es decir, los que no tienen casa y duermen en la calle o en el parque, o debajo de un puente. En Madrid en una noche de invierno puede hacer muchísimo frío.*

F1 *¿Por qué esa gente no tiene un sitio para dormir?*

M1 *Hay muchas razones. Algunos han perdido su trabajo, otros se han separado de su familia. Hay gente que debe mucho dinero al banco. Y para algunos, simplemente, la vida en una ciudad moderna es demasiado rápida y complicada.*

F1 *¿Tú qué haces por ellos?*

M1 *Voy por las calles con un grupo de voluntarios. Llevamos café, sopa y pan. Nos quedamos un rato para charlar y comprender sus problemas pero también – y esto es lo que cuenta más – les damos información sobre adónde ir a buscar los servicios que necesitan.*

PAUSE 00'15"

F1 *¿Qué servicios necesitan?*

M1 *Bueno, hay albergues que les pueden ofrecer un lugar para dormir un máximo de cinco noches. Allí se podrán duchar y los empleados les lavan la ropa y les sirven una comida caliente. Además, un médico les puede hacer un examen. Son cosas pequeñas pero son esenciales y les hacen sentirse más optimistas.*

F1 *¿Los ayudan a encontrar trabajo?*

M1 *Sí, pero esto viene más tarde. Nadie te dará un empleo si llegas a una entrevista sucio y cansado por haber dormido en la calle. Antes de todo muchos necesitan controlar la cantidad de alcohol que beben; es algo que les afecta a muchos y tenemos gente que los ayuda con esto. Pero en cuanto tienen una habitación propia, ya pensamos en un empleo.*

Need a home tutor? Visit smiletutor.sg

F1 *Y cuando vuelves a casa, ¿te sientes triste por todo lo que has visto?*

M1 *Cuando empecé a hacer este trabajo, sí, pero cuando alguien consigue cambiar la dirección de su vida, estoy satisfecho. La semana pasada, por ejemplo, logré hablar por teléfono con el hermano de una persona sin hogar, un hermano a quien él no había visto desde hacía cuarenta años. Cuando se juntaron, lloraron los dos de alegría – y yo también. ***

PAUSE 00'15"

M2 Ahora vas a oír la entrevista por segunda vez.

REPEAT FROM * TO **
PAUSE 00'15"

Need a home tutor? Visit smiletutor.sg

TRACK 7

M1 **Ejercicio 2. Preguntas 32 a 40.**

M1 Vas a oír una entrevista con Carolina que, hasta hace poco, era una tenista profesional.

M1 Escúchala con atención y contesta a las preguntas en español.

M1 Habrá dos pausas durante la entrevista.

M1 Vas a oír la entrevista dos veces, pero antes tienes unos segundos para leer las preguntas.

PAUSE 00'45"

* [SETTING: INTERIOR]

M2 *Carolina, has dejado de ser tenista profesional a la edad de veintiséis años. ¿Cuándo empezaste?*

F2 *Empecé a competir en torneos internacionales hace cinco años y he tenido bastante éxito pero el público no entiende lo difícil que es la vida de un tenista.*

M2 *Todos piensan que los tenistas ganan muchísimo. ¿Es así?*

F2 *No. Teniendo en cuenta los gastos, solo el cuarenta por ciento de los jugadores consiguen ganar suficiente para vivir.*

M2 *¿Ya no te gusta el tenis?*

F2 *El juego, sí. Sin embargo, los viajes cansan mucho porque pasas horas esperando en los aeropuertos. Ahora quiero tener una casa y vivir tranquila.*

PAUSE 00'20"

M2 *¿Hay que practicar mucho?*

F2 *Sí: cinco o seis horas al día. Lo peor es tener que repetir siempre los mismos ejercicios pero si quieres ganar partidos eso es lo que tienes que hacer.*

M2 *¿Te sientes muy sola compitiendo en torneos?*

F2 *Bueno, normalmente no viajas sola. Estás rodeada de tu equipo. Hay personas que se ocupan de tu alimentación, tu forma física... pero en el estadio estás sola y es difícil hacerse amiga de las otras jugadoras debido a la competencia. Es triste.*

M2 *Estás lejos de tu familia también...*

F2 *Sí, y cada vez que quiero ir a una cena romántica con mi novio, hay algún periodista que me sigue por todas partes. ¡Me enfada tanto!*

M2 *Te comprendo.*

F2 *Realmente, fuera del estadio, no paras de pensar en cómo proteger tu vida privada. A veces me gustaría ser una persona normal.*

PAUSE 00'20"

Need a home tutor? Visit smiletutor.sg

M2 *¿Qué consejos tienes para los jóvenes tenistas?*

F2 *Se pasa mucho tiempo en países extranjeros, así que si el tenista habla bien el inglés, se siente más cómodo. A mí me ayudó mucho.*

M2 *¿Algo más?*

F2 *También recomiendo descansar cuando puedas. Hay que elegir una actividad para la que no se necesite mucha energía. Por ejemplo, a mí me encanta el arte moderno así que iba a exposiciones. Para mí era esencial.*

M2 Gracias, Carolina. **

PAUSE 00'45"

M1 Ahora vas a oír la entrevista por segunda vez.

REPEAT FROM * TO **
PAUSE 00'45"

M1 Se ha terminado el examen. Cierra tu cuestionario.

ENG This is the end of the examination.

Permission to reproduce items where third-party owned material protected by copyright is included has been sought and cleared where possible. Every reasonable effort has been made by the publisher (UCLES) to trace copyright holders, but if any items requiring clearance have unwittingly been included, the publisher will be pleased to make amends at the earliest possible opportunity.

To avoid the issue of disclosure of answer-related information to candidates, all copyright acknowledgements are reproduced online in the Cambridge Assessment International Education Copyright Acknowledgements Booklet. This is produced for each series of examinations and is freely available to download at www.cambridgeinternational.org after the live examination series.

Cambridge Assessment International Education is part of the Cambridge Assessment Group. Cambridge Assessment is the brand name of the University of Cambridge Local Examinations Syndicate (UCLES), which itself is a department of the University of Cambridge.

Need a home tutor? Visit smiletutor.sg

Cambridge Assessment International Education
Cambridge International General Certificate of Secondary Education

SPANISH **0530/21**

Paper 2 Reading **May/June 2018**

MARK SCHEME

Maximum Mark: 45

Published

This mark scheme is published as an aid to teachers and candidates, to indicate the requirements of the examination. It shows the basis on which Examiners were instructed to award marks. It does not indicate the details of the discussions that took place at an Examiners' meeting before marking began, which would have considered the acceptability of alternative answers.

Mark schemes should be read in conjunction with the question paper and the Principal Examiner Report for Teachers.

Cambridge International will not enter into discussions about these mark schemes.

Cambridge International is publishing the mark schemes for the May/June 2018 series for most Cambridge IGCSE™, Cambridge International A and AS Level and Cambridge Pre-U components, and some Cambridge O Level components.

IGCSE™ is a registered trademark.

This syllabus is approved for use in England, Wales and Northern Ireland as a Cambridge International Level 1/Level 2 Certificate.

© UCLES 2018

Need a home tutor? Visit smiletutor.sg

PUBLISHED

Generic Marking Principles

These general marking principles must be applied by all examiners when marking candidate answers. They should be applied alongside the specific content of the mark scheme or generic level descriptors for a question. Each question paper and mark scheme will also comply with these marking principles.

GENERIC MARKING PRINCIPLE 1:

Marks must be awarded in line with:

- the specific content of the mark scheme or the generic level descriptors for the question
- the specific skills defined in the mark scheme or in the generic level descriptors for the question
- the standard of response required by a candidate as exemplified by the standardisation scripts.

GENERIC MARKING PRINCIPLE 2:

Marks awarded are always **whole marks** (not half marks, or other fractions).

GENERIC MARKING PRINCIPLE 3:

Marks must be awarded **positively**:

- marks are awarded for correct/valid answers, as defined in the mark scheme. However, credit is given for valid answers which go beyond the scope of the syllabus and mark scheme, referring to your Team Leader as appropriate
- marks are awarded when candidates clearly demonstrate what they know and can do
- marks are not deducted for errors
- marks are not deducted for omissions
- answers should only be judged on the quality of spelling, punctuation and grammar when these features are specifically assessed by the question as indicated by the mark scheme. The meaning, however, should be unambiguous.

GENERIC MARKING PRINCIPLE 4:

Rules must be applied consistently e.g. in situations where candidates have not followed instructions or in the application of generic level descriptors.

Need a home tutor? Visit smiletutor.sg

© UCLES 2018

GENERIC MARKING PRINCIPLE 5: Marks should be awarded using the full range of marks defined in the mark scheme for the question (however; the use of the full mark range may be limited according to the quality of the candidate responses seen).
GENERIC MARKING PRINCIPLE 6: Marks awarded are based solely on the requirements as defined in the mark scheme. Marks should not be awarded with grade thresholds or grade descriptors in mind.

Need a home tutor? Visit smiletutor.sg

1 General Marking Principles

1.1 It is not possible to list all acceptable alternatives in the Detailed Mark Scheme provided in Section 2. You will need to consider all alternative answers and unexpected approaches in candidates' scripts, make a decision on whether they communicate the required elements, in consultation with your Team Leader if necessary (or with your Product Manager if you are a single Examiner), and award marks accordingly.

The following marking principles underpin the detailed instructions provided in Section 2 of the Mark Scheme. **Where a decision is taken to deviate from these principles for a particular question, this will be specified in the Mark Scheme.** Often the general principles will have to be weighed up against each other, e.g. the answer might pass the look-alike test (1.5(b)), but if the candidate has produced an answer that is another word in the target language they will not score (1.6).

1.2 Crossing out:

(a)	If a candidate changes his/her mind over an answer and crosses out an attempt, award a mark if the final attempt is correct.
(b)	If a candidate crosses out an answer to a whole question but makes no second attempt at it, mark the crossed out work.

1.3 More than the stipulated number of boxes ticked/crossed by the candidate:

(a)	If more than one attempt is visible, but the candidate has clearly indicated which attempt is his/her final answer (e.g. by crossing out other attempts or by annotating the script in some way), mark in the usual way.
(b)	If two attempts are visible (e.g. two boxes ticked instead of the 1 box stipulated), and neither has been crossed out/discounted by the candidate, no mark can be awarded.
(c)	Where candidates must tick a number of boxes (e.g. tick the 6 true statements) and tick too many, apply the following rule: deduct the number of 'extra' answers indicated by the candidate from their number of correct answers. The remaining number is the mark awarded, e.g. the candidate is asked to tick 6 statements, but ticks 8. 5 of the ticks are correctly placed, but 2 are 'extras' (8 ticks placed by candidate minus 6 ticks required by rubric = 2 'extras'). Therefore the candidate is awarded a mark of 3.
(d)	Answers in pen do not take precedence over answers in pencil, e.g. if a candidate is asked to tick 1 box and ticks two, one in pen and the other in pencil, the mark cannot be awarded unless there is explicit indication from the candidate as to which is his/her final answer.

Need a home tutor? Visit smiletutor.sg

© UCLES 2018

1.4 For questions requiring more than one element for the answer, (i) and (ii), where the answers are interchangeable:

(a)	Both correct answers on line 1 and line 2 blank = 2
(b)	Both correct answers on line 1 and line 2 wrong = 1

(or vice-versa)

1.5 Answers requiring the use of Spanish (rather than a non-verbal response) should be marked for communication. Tolerate inaccuracies provided the message is clear.

(a)	'If in doubt, sound it out': if you read what the candidate has written, does it sound like the correct answer?
(b)	Look-alike test: does what the candidate has written look like the correct answer?
(c)	Accept incorrect gender or person unless Mark Scheme specifies otherwise.
(d)	Accept incorrect possessive adjectives, e.g. mi, tu, su, etc., unless Mark Scheme specifies otherwise.
(e)	Accept incorrect tense unless Mark Scheme specifies otherwise.
(f)	Tolerate incorrect auxiliary unless Mark Scheme specifies otherwise.
(g)	Tolerate incorrect use of infinitive unless Mark Scheme specifies otherwise.

1.6 Unless the Mark Scheme specifies otherwise, **do not accept incorrect Spanish if the word given means something else in Spanish**. (Incorrect Spanish which constitutes a word in any language other than Spanish is marked (i) on the basis of whether it is accepted or refused in the Mark Scheme and (ii) if not mentioned in the Mark Scheme, on the basis of 1.5 above).

Need a home tutor? Visit smiletutor.sg

© UCLES 2018

1.7 Annotation used in the Mark Scheme:

(a)	INV = invalidation and is used when additional material included by the candidate is judged to invalidate an otherwise correct answer thus preventing him/her from scoring the mark (INV = 0).
(b)	tc = 'tout court' and means that on its own the material is not sufficient to score the mark.
(c)	HA = harmless additional material which in conjunction with the correct answer does not prevent the candidate from scoring the mark.
(d)	BOD = benefit of the doubt and is used to indicate that the Examiner has considered the answer/that part of the answer and judged it to be more correct than incorrect: the benefit of the doubt is given to the candidate and the mark is awarded

1.8 No response and '0' marks

There is a NR (No Response) option in **RM Assessor**.

Award NR (No Response):
If there is nothing written at all in the answer space or
If there is only a comment which does not in any way relate to the question being asked (e.g. 'can't do' or 'don't know') or
If there is only a mark which isn't an attempt at the question (e.g. a dash, a question mark).

Award 0:
If there is any attempt that earns no credit. This could, for example, include the candidate copying all or some of the question, or any working that does not earn any marks, whether crossed out or not.

Need a home tutor? Visit smiletutor.sg

© UCLES 2018

1.9 Extra material:

It is the candidate's responsibility to answer questions in such a way as to demonstrate to the Examiner that s/he has understood the reading text. Where candidates introduce extra, irrelevant material to an otherwise correct answer the danger is that the Examiner is being forced to 'choose' the correct answer and s/he cannot be certain that the candidate has shown understanding. Where the Examiner is put in this position the mark cannot be awarded. The Detailed Mark Scheme cannot cover all eventualities and where specific instructions are not provided, Examiners must check the reading text to ensure the correct elements which would qualify for the mark are not contradicted or distorted by any extra material. The following, general, rules should be applied:

(a)	Extra material, mentioned in the Mark Scheme, which reinforces the correct answer or in itself constitutes an alternative correct answer:	this is acceptable and is not penalised
(b)	Extra material which constitutes an alternative answer, **but which is not explicitly mentioned in the Mark Scheme:**	the Examiner needs to decide, by consulting the transcript/text and the Team Leader if necessary, whether the alternative answer constitutes: (i) an alternative correct answer, in which case this falls into category (a) and the answer should be rewarded (ii) or an answer which on its own would be refused, in which case this falls into category (c) and the answer should be refused
(c)	Extra material which constitutes an alternative answer **specifically refused in the Mark Scheme:**	this puts the Examiner in the position of having to 'choose' which is the candidate's 'final' answer – the Examiner cannot be sure what the candidate has understood – and the mark cannot be awarded
(d)	Extra material which distorts or contradicts the correct answer:	this affects communication – the Examiner cannot be sure what the candidate has understood – and the mark cannot be awarded
(e)	Extra material introduced by the candidate and which does not feature in the original text:	this affects communication – the Examiner cannot be sure what the candidate has understood – and the mark cannot be awarded. It can sometimes be difficult to draw the line between what is a deduction made by an able candidate on the basis of what they have read and pure guesswork. Therefore where a particular answer is not covered in the Mark Scheme, Examiners should consult their Team Leader

Need a home tutor? Visit smiletutor.sg

© UCLES 2018

2 Detailed Mark Scheme

Section 1 Exercise 1

Question	Answer	Marks	Guidance
1	A	**1**	
2	B	**1**	
3	D	**1**	
4	C	**1**	
5	C	**1**	

Section 1 Exercise 2

Question	Answer	Marks	Guidance
6	C	**1**	
7	B	**1**	
8	A	**1**	
9	F	**1**	
10	E	**1**	

Need a home tutor? Visit smiletutor.sg

© UCLES 2018

Section 1 Exercise 3

Question	Answer	Marks	Guidance
11	B	**1**	
12	C	**1**	
13	C	**1**	
14	A	**1**	
15	B	**1**	

Section 2 Exercise 1

Question	Answer	Marks	Guidance
16	meses	**1**	
17	distintas	**1**	
18	vieja	**1**	
19	almorzar	**1**	
20	traer	**1**	

Need a home tutor? Visit smiletutor.sg

© UCLES 2018

Section 2 Exercise 2

- **In this exercise**, reward the candidate for being able to locate the answer in the passage.
- Ignore extra material (whether Spanish is accurate or inaccurate) unless the Mark Scheme specifies otherwise.
- **Accept lifting unless it is specifically refused in the Mark Scheme.**
- READ SECTION 1: GENERAL MARKING PRINCIPLES.
- Accept *mi, mis, tu, tus, su, sus*, etc.

ACCEPT: <u>wrong genders throughout</u>

Question	Answer	Marks	Guidance
21	(una) fiesta (para su/mi cumpleaños)	**1**	
22	a las seis (me gustaría…mi casa)	**1**	
23	(es uno… sirven un) pescado <u>delicioso</u>	**1**	
24	(le/me gustaría acabar en una) discoteca (para bailar)	**1**	**Refuse** después quiero ir a un sitio que conozco para hacer patinaje sobre hielo y me gustaría acabar en una discoteca para bailar **Refuse** (para) bailar ***tc*** **Refuse** <u>y</u> me gustaría acabar en una discoteca para bailar
25	(sus/mis padres piensan que tantas actividades serán muy) caras	**1**	
26	(su/mi primo Jaime le/me ha dicho que debe/debo hacer una) lista de regalos	**1**	**Refuse** lista ***tc*** **Refuse** otra cosa es que mi primo Jaime me ha dicho que debo hacer una lista de regalos
27	(ahora mismo, lo único que me hace falta es una) bicicleta	**1**	
28	(su/mi) abuela (siempre (le/me) da un vestido)	**1**	**Refuse** (por desgracia) mi abuela siempre me da un vestido que no está de moda

Need a home tutor? Visit smiletutor.sg

Question	Answer	Marks	Guidance
29	(es mejor cuando los regalos son) una sorpresa	**1**	**Refuse** la verdad es que no quiero hacer una lista; es mejor cuando los regalos son una sorpresa
30	(claro que estará/estaré) triste	**1**	**Refuse** claro que estaré triste pero, como tú sabes, en los cumpleaños lo más importante es pasarlo bien juntos

Note: For questions with 2 interchangeable answers: 2 correct answers on line 1, line 2 blank = 2; 2 correct answers on line 1, line 2 wrong = 1 (or vice versa)

Need a home tutor? Visit smiletutor.sg

© UCLES 2018

Section 3

Look for signs of genuine comprehension. Usually, candidates who lift **indiscriminately** fail to demonstrate comprehension and will not score the mark. However, **careful** lifting of the details required to answer the question does demonstrate comprehension and should be rewarded. This Detailed Mark Scheme provides specific guidance but in cases not covered, see General Marking Principles, Section 1.9.

In this section, take into account the whole of the candidate's answer. We are still applying the sound-alike rule (e.g. *passado* = *pasado*).

READ SECTION 1: GENERAL MARKING PRINCIPLES

FOR ANSWERS NOT COVERED BY MARK SCHEME, ANNOTATION TOOL MAY BE USED, e.g. INV or BOD

REFUSE DIRECT SPEECH HOWEVER IT IS PRESENTED.

Section 3 Exercise 1

1 Mark available per question for True or False + 1 Mark available for correction of each False statement.

First award marks for the True/False element and then award marks for the justification of the False statements.

True/False element: all 5 statements appear on screen. Enter mark as appropriate for correct identification of each statement as True or False.

- **If neither True nor False is 'ticked' for a question, enter N/R (no response)**.
- **If both True and False are 'ticked' (and there is no clarification of candidate's 'final' answer), enter 0.**

Justification for false statements: only the 3 False statements appear on screen.

- **If the candidate correctly identified the statement as False, mark the justification and enter the mark.**
- **If True is 'ticked',** award N/R (or 0 if justification is provided)
- **If True and False are both 'ticked' (and there is no clarification of candidate's 'final' answer),** award 0 (ignore any justification)
- **If neither True nor False is 'ticked'**, mark justification and enter mark (no mark awarded for True/False element)

Need a home tutor? Visit smiletutor.sg

© UCLES 2018

Question	Answer	Marks	Guidance
	TRUE / **FALSE** ☐ / ✓ ☐ / ✓ ☐ / ✓ ✓ / ☐ ✓ / ☐		
31	FALSO	**1**	See grid above for marking True/False element
32	FALSO	**1**	See grid above for marking True/False element
33	FALSO	**1**	See grid above for marking True/False element
34	VERDADERO	**1**	See grid above for marking True/False element
35	VERDADERO	**1**	See grid above for marking True/False element

Need a home tutor? Visit smiletutor.sg

© UCLES 2018

PUBLISHED

JUSTIFICATION
ACCEPT: wrong genders throughout

IN EACH CASE, CHECK FALSO IS TICKED

Question	Answer	Marks	Guidance
31	FALSO ((todos) los que participan) tienen menos de 13 años	**1**	 **REFUSE MERE ADDITION OF NEGATIVE**
32	FALSO (ya que) saben más	**1**	 **REFUSE MERE ADDITION OF NEGATIVE** **Refuse** que saben más **Refuse** a ellos, ya que saben más, les doy/da la tarea de organizar el contenido más serio del programa
33	FALSO tenían muchas cosas que querían decir aunque tenían muchas cosas que querían decir, se quedaban sin palabras se quedaban sin palabras	**1**	 **REFUSE MERE ADDITION OF NEGATIVE** **Refuse** tenían muchas cosas que querían decir, se quedaban sin palabras **Refuse** tenían muchas cosas ***tc***
34	VERDADERO		
35	VERDADERO		

Need a home tutor? Visit smiletutor.sg

© UCLES 2018

Section 3 Exercise 2

Question	Answer	Marks	Guidance
36	nunca había visto nada igual	**1**	**Refuse** me enamoré **Refuse** le enamoró **Refuse** nunca había visto nada ***tc***
37	lo que se siente (en el camino) (es lo que vale la pena)	**1**	**Refuse** sin embargo, lo que se siente (en el camino)
38	(lo único que tiene en la cabeza es) hacer lo que ha aprendido	**1**	**Refuse** lo único que tengo en la cabeza es hacer lo que he aprendido **Refuse** más tarde analiza lo que ha hecho (para continuar aprendiendo)
39	durante la temporada de competiciones (pasa semanas en las que no ve a sus hijos)	**1**	**Refuse** durante la temporada de competiciones, paso semanas en las que no veo a mis hijos
40	su/la mujer	**1**	**Refuse** mi mujer **Refuse** mujer ***tc***
41	(hay que) tener cuidado con la seguridad	**1**	**Refuse** la seguridad ***tc*** **Refuse** hay que tener cuidado con la seguridad y entiende que su vida depende de ello
42	(si no lo hace) es muy probable que olvide algo (puede) olvidar algo olvidará/olvida algo	**1**	**Refuse** si no lo hago es muy probable que olvide algo **Refuse** olvide algo

Note: For questions with 2 interchangeable answers: 2 correct answers on line 1, line 2 blank = 2; 2 correct answers on line 1, line 2 wrong = 1 (or vice versa)

Need a home tutor? Visit smiletutor.sg

© UCLES 2018

Cambridge International Examinations
Cambridge International General Certificate of Secondary Education

CANDIDATE NAME									
CENTRE NUMBER						CANDIDATE NUMBER				

6546247155

SPANISH **0530/21**

Paper 2 Reading **May/June 2018**

1 hour

Candidates answer on the Question Paper.

No Additional Materials are required.

READ THESE INSTRUCTIONS FIRST

Write your Centre number, candidate number and name in the spaces at the top of this page.
Write in dark blue or black pen.
Do not use staples, paper clips, glue or correction fluid.
DO **NOT** WRITE IN ANY BARCODES.

Answer **all** questions.

The number of marks is given in brackets [ ] at the end of each question or part question.

This syllabus is approved for use in England, Wales and Northern Ireland as a Cambridge International Level 1/Level 2 Certificate.

This document consists of **14** printed pages and **2** blank pages.

© UCLES 2018

Need a home tutor? Visit smiletutor.sg

BLANK PAGE

Need a home tutor? Visit smiletutor.sg

© UCLES 2018

Sección 1

Ejercicio 1 Preguntas 1–5

Para cada pregunta indica tu respuesta escribiendo una X en la casilla correcta.

1 En el periódico lees:

Hoy va a hacer sol.

¿Qué tiempo va a hacer hoy?

A	
B	
C	
D	



[1]

2 Ves este letrero:

PUERTO DE CÁDIZ

¿Dónde estás?

A	
B	
C	
D	

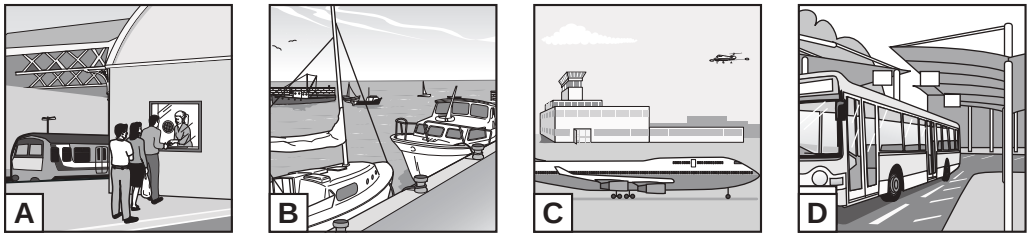

[1]

Need a home tutor? Visit smiletutor.sg

3 Tu amiga te envía una foto y un mensaje:

Este es mi gato, Pepe.

¿Qué animal tiene tu amiga?

A ☐
B ☐
C ☐
D ☐

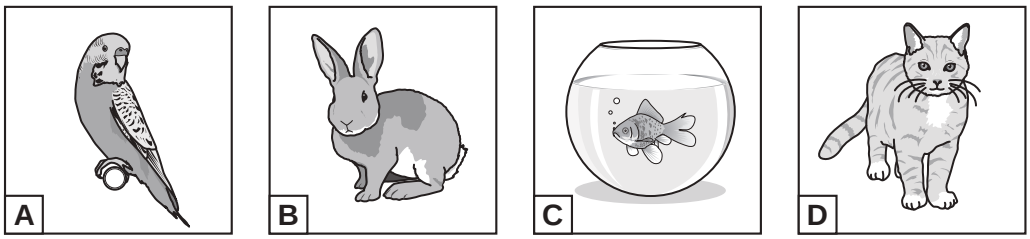

[1]

4 Tu primo te manda un mensaje:

Estoy en la panadería.

¿Dónde está tu primo?

A ☐
B ☐
C ☐
D ☐



[1]

5 Tu compañero de piso te deja una nota:

¿Puedes comprar uvas?

¿Qué tienes que comprar?

A ☐
B ☐
C ☐
D ☐

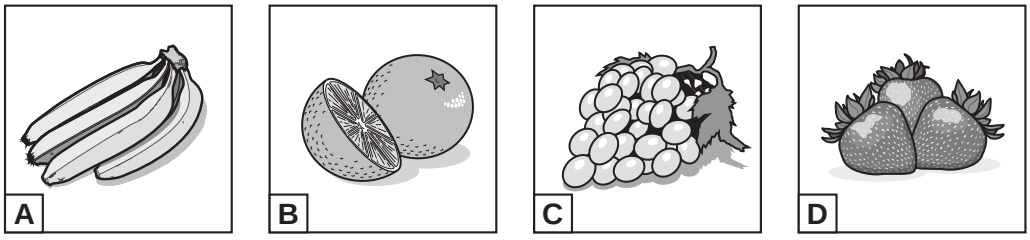

[1]

[Total: 5]

Need a home tutor? Visit smiletutor.sg

Ejercicio 2 Preguntas 6–10

Mira los dibujos.













Indica tu respuesta, colocando A, B, C, D, E o F en la casilla que corresponda.

6 María: “Paso mucho tiempo en la cocina.” ☐ [1]

7 Jaime: “Quiero salir al jardín.” ☐ [1]

8 Paula: “Me gusta tomar un baño caliente.” ☐ [1]

9 Carmen: “Siempre leo en mi dormitorio.” ☐ [1]

10 Luis: “Voy a escuchar música en el salón.” ☐ [1]

[Total: 5]

Need a home tutor? Visit smiletutor.sg

Ejercicio 3 Preguntas 11–15

Lee este texto con atención. Para cada pregunta indica tu respuesta escribiendo una X en la casilla correcta.

Comentario personal: La Navidad

Nos habla **Javier**…

Pienso que la Navidad es la fiesta más feliz del año. Siempre nos reunimos en casa de mis abuelos. Mis tíos viven lejos y van en coche. Sin embargo, mis padres y yo vivimos cerca y vamos andando.

Cada persona cocina un plato distinto. Como a mi madre le encantan los dulces, ella hace el postre y mi abuela cocina el pescado. Mi abuelo no cocina pero ¡nos hace reír a todos!

Estas navidades serán diferentes. Normalmente vemos la televisión después de comer pero este año voy a llevar mi guitarra para tocar. ¡Será genial!

11 Para Javier, la Navidad es una fiesta…

A		aburrida.
B		alegre.
C		cara.

[1]

12 Javier y sus padres van a la casa de sus abuelos…

A		conduciendo.
B		en bicicleta.
C		a pie.

[1]

Need a home tutor? Visit smiletutor.sg

13 La madre de Javier siempre prepara…

A	☐	el pescado.
B	☐	la bebida.
C	☐	el postre. [1]

14 El abuelo de Javier es…

A	☐	divertido.
B	☐	inteligente.
C	☐	perezoso. [1]

15 Estas navidades Javier va a…

A	☐	ver la televisión.
B	☐	tocar un instrumento.
C	☐	ir a un concierto. [1]

[Total: 5]

Need a home tutor? Visit smiletutor.sg

© UCLES 2018

[Turn over

Sección 2

Ejercicio 1 Preguntas 16–20

Lee este anuncio.

Cursos de verano para niños

- Los cursos empiezan el 1 de julio y terminan el 31 de agosto. El centro abre de 9 de la mañana a 5 de la tarde.
- Se ofrecen diferentes actividades como dibujo, música, baile, natación y muchas más.
- Estamos en un colegio con un gran centro deportivo. Se encuentra en el barrio antiguo de la ciudad.
- El precio (€400) incluye el almuerzo en el comedor al mediodía. El comedor no está abierto para los padres.
- Todos los niños deben venir con pantalones, camiseta y zapatillas para hacer deporte a diario.

Completa cada frase con una palabra de la lista.

almorzar	desayunar	distintas	lavar
meses	pocas	semanas	sur
	traer	vieja	

16 Los cursos duran dos ..... . [1]

17 Los niños pueden hacer ..... actividades. [1]

18 El colegio está en la parte ..... de la ciudad. [1]

19 Los niños pueden ..... en el centro. [1]

20 Los chicos tienen que ..... ropa deportiva. [1]

[Total: 5]

Need a home tutor? Visit smiletutor.sg

Dar la vuelta para el Ejercicio 2.

Need a home tutor? Visit smiletutor.sg

Ejercicio 2 Preguntas 21–30

Lee este e-mail de Mercedes y contesta a las preguntas **en español**.

Hola Ernesto:

Espero que estés bien. Te escribo porque he empezado a organizar una fiesta para mi cumpleaños y de momento tengo 14 invitados.

Estos son mis planes. A las seis, me gustaría ir a comer a un restaurante cercano a mi casa. Es uno de mis restaurantes favoritos porque sirven un pescado delicioso. Después quiero ir a un sitio que conozco para hacer patinaje sobre hielo y me gustaría acabar en una discoteca para bailar. Mis padres piensan que tantas actividades serán muy caras. ¿Qué piensas tú?

Otra cosa es que mi primo Jaime me ha dicho que debo hacer una lista de regalos. Así les será fácil a todos elegir un regalo para mí. El problema es que yo no tengo muy claro lo que quiero. Ahora mismo, lo único que me hace falta es una bicicleta y me la van a comprar mis padres. Por desgracia, mi abuela siempre me da un vestido que no está de moda.

La verdad es que no quiero hacer una lista; es mejor cuando los regalos son una sorpresa. Sin embargo, Jaime dice que si no hay lista, no me regalará nada. Claro que estaré triste pero, como tú sabes, en los cumpleaños lo más importante es pasarlo bien juntos.

Un abrazo,
Mercedes

Need a home tutor? Visit smiletutor.sg

21 ¿Qué ha comenzado a organizar Mercedes?

.....[1]

22 ¿A qué hora quiere ir a cenar Mercedes?

.....[1]

23 ¿Por qué le gusta a Mercedes el restaurante?

.....[1]

24 ¿Cuál es el último lugar adonde quiere ir Mercedes?

.....[1]

25 ¿Cuál es la opinión de los padres de Mercedes sobre las actividades?

.....[1]

26 Según Jaime, ¿qué tiene que hacer Mercedes?

.....[1]

27 ¿Qué es lo que necesita Mercedes en estos momentos?

.....[1]

28 ¿Quién compra ropa para Mercedes?

.....[1]

29 Según Mercedes, ¿cómo deben ser los regalos?

.....[1]

30 ¿Cómo se sentirá Mercedes si Jaime no le da un regalo?

.....[1]

[Total: 10]

Need a home tutor? Visit smiletutor.sg

Sección 3

Ejercicio 1 Preguntas 31–35

Lee este artículo e indica si las afirmaciones que siguen son verdaderas o falsas. **Si son FALSAS, escribe una frase en español para corregirlas.**

ATENCIÓN: hay 2 afirmaciones que son **VERDADERAS** y 3 afirmaciones que son **FALSAS**.

'Radio Chiquito'

*Juan es un joven maestro en un pequeño pueblo de Bolivia con no más de 90 alumnos. Es famoso por haber lanzado un programa de radio, '*Radio Chiquito*', donde todos los que participan tienen menos de 13 años. Así, después de pasar la mañana enseñando en clase, Juan se encarga del programa de radio por la tarde.*

Juan, ¿qué hacen exactamente los estudiantes?
Hay dos grupos. El primero lo forman los mayores. A ellos, ya que saben más, les doy la tarea de organizar el contenido más serio del programa. Por otro lado, están los más pequeños que preparan los textos más sencillos y graciosos, como poemas cortos, chistes o simplemente cuentan lo que les ha pasado ese día.

¿Cómo te vino la idea?
Bueno, la idea apareció al darme cuenta de que en clase los estudiantes escribían bastante bien porque tenían tiempo para pensar lo que iban a escribir. Sin embargo, cuando se ponían a hablar en clase, aunque tenían muchas cosas que querían decir, se quedaban sin palabras. Se me ocurrió que si hacíamos un programa de radio, tendrían más oportunidad para aprender a explicar sus opiniones.

¿Has visto grandes cambios?
Sí. Los alumnos se sienten más cómodos hablando. De hecho, ahora hay que controlar que no hablen todo el tiempo en el aula, sobre todo las niñas. No hay ninguna que tenga miedo a decir lo que piensa y a veces hay que callarlas.

Y la gente del pueblo ha dado la bienvenida al programa de radio, claro.
Cuando preparamos entrevistas, salimos a la calle y preguntamos a los vecinos qué opinan del pueblo. A ellos les gusta la oportunidad de quejarse del pueblo y luego oírse en la radio porque se sienten escuchados. En realidad, ¡todos sacamos algo bueno de esta idea!

Need a home tutor? Visit smiletutor.sg

© UCLES 2018

Ejemplo:	**VERDADERO**	**FALSO**
Juan es mecánico.	☐	☒

Juan es maestro.

		VERDADERO	**FALSO**
31	Los niños que participan deben tener 13 años como mínimo.	☐	☐

.....

		VERDADERO	**FALSO**
32	Los alumnos mayores hacen el contenido serio porque son más organizados.	☐	☐

.....

		VERDADERO	**FALSO**
33	A los estudiantes les faltaban ideas para decir en clase.	☐	☐

.....

		VERDADERO	**FALSO**
34	Las chicas ahora son demasiado habladoras en clase.	☐	☐

.....

		VERDADERO	**FALSO**
35	En el programa de radio los vecinos mencionan los problemas del pueblo.	☐	☐

.....

[Total: 8]

Need a home tutor? Visit smiletutor.sg

Ejercicio 2 Preguntas 36–42

Lee este artículo y contesta a las preguntas **en español**.

El mundo de la montaña



Soy Rodrigo Martín y soy esquiador profesional. Participo en las competiciones más grandes del mundo de la montaña. Comencé a esquiar por casualidad cuando un amigo me invitó a pasar las vacaciones con su familia. El primer día, al llegar a lo más alto de la montaña, vi el paisaje y pensé que nunca había visto nada igual. ¡Me enamoré!

El ganar muchas competiciones es lo que menos importa. Sin embargo, lo que se siente en el camino es lo que vale la pena. A veces es muy duro pero eso es lo especial de la montaña. La gente no me cree cuando digo que nunca pienso en ganar durante una carrera pero, mientras estoy bajando, lo único que tengo en la cabeza es hacer lo que he aprendido. Más tarde analizo lo que he hecho para continuar aprendiendo.

Tengo que decir que no es un trabajo sencillo. Se necesita mucho esfuerzo y dedicación. Durante la temporada de competiciones, paso semanas en las que no veo a mis hijos. No vivimos cerca de los abuelos así que mi mujer se queda sola en casa con los niños y por eso ella es la que peor lo pasa. Sin embargo, tengo suerte porque ella siempre me apoya en todo momento.

Además de eso, el riesgo en la montaña siempre existe. Afortunadamente, nunca he temido por mi vida pero, en mi opinión, hay que tener cuidado con la seguridad y entiendo que mi vida depende de ello. De hecho, siempre escribo una lista de lo que tengo que llevar conmigo cuando salgo a esquiar solo. Si no lo hago, es muy probable que olvide algo. ¡Otros tendrán otra solución pero para mí funciona!

Need a home tutor? Visit smiletutor.sg

© UCLES 2018

36 ¿Por qué le encantó el paisaje a Rodrigo?

..... [1]

37 Para Rodrigo, ¿qué es lo más importante cuando esquía?

..... [1]

38 ¿En qué piensa Rodrigo durante una carrera?

..... [1]

39 ¿Cuándo tiene que pasar tiempo Rodrigo sin ver a su familia?

..... [1]

40 ¿Quién sufre más cuando Rodrigo está ausente de casa?

..... [1]

41 ¿Qué recomienda Rodrigo para proteger tu vida?

..... [1]

42 Según Rodrigo, ¿qué puede pasar si no hace una lista antes de esquiar?

..... [1]

[Total: 7]

Need a home tutor? Visit smiletutor.sg

© UCLES 2018

BLANK PAGE

Permission to reproduce items where third-party owned material protected by copyright is included has been sought and cleared where possible. Every reasonable effort has been made by the publisher (UCLES) to trace copyright holders, but if any items requiring clearance have unwittingly been included, the publisher will be pleased to make amends at the earliest possible opportunity.

To avoid the issue of disclosure of answer-related information to candidates, all copyright acknowledgements are reproduced online in the Cambridge International Examinations Copyright Acknowledgements Booklet. This is produced for each series of examinations and is freely available to download at www.cie.org.uk after the live examination series.

Cambridge International Examinations is part of the Cambridge Assessment Group. Cambridge Assessment is the brand name of University of Cambridge Local Examinations Syndicate (UCLES), which is itself a department of the University of Cambridge.

Need a home tutor? Visit smiletutor.sg

Cambridge Assessment International Education
Cambridge International General Certificate of Secondary Education

SPANISH **0530/22**

Paper 2 Reading **May/June 2018**

MARK SCHEME

Maximum Mark: 45

Published

This mark scheme is published as an aid to teachers and candidates, to indicate the requirements of the examination. It shows the basis on which Examiners were instructed to award marks. It does not indicate the details of the discussions that took place at an Examiners' meeting before marking began, which would have considered the acceptability of alternative answers.

Mark schemes should be read in conjunction with the question paper and the Principal Examiner Report for Teachers.

Cambridge International will not enter into discussions about these mark schemes.

Cambridge International is publishing the mark schemes for the May/June 2018 series for most Cambridge IGCSE™, Cambridge International A and AS Level and Cambridge Pre-U components, and some Cambridge O Level components.

IGCSE™ is a registered trademark.

This syllabus is approved for use in England, Wales and Northern Ireland as a Cambridge International Level 1/Level 2 Certificate.

© UCLES 2018

Need a home tutor? Visit smiletutor.sg

PUBLISHED

Generic Marking Principles

These general marking principles must be applied by all examiners when marking candidate answers. They should be applied alongside the specific content of the mark scheme or generic level descriptors for a question. Each question paper and mark scheme will also comply with these marking principles.

GENERIC MARKING PRINCIPLE 1:

Marks must be awarded in line with:

- the specific content of the mark scheme or the generic level descriptors for the question
- the specific skills defined in the mark scheme or in the generic level descriptors for the question
- the standard of response required by a candidate as exemplified by the standardisation scripts.

GENERIC MARKING PRINCIPLE 2:

Marks awarded are always **whole marks** (not half marks, or other fractions).

GENERIC MARKING PRINCIPLE 3:

Marks must be awarded **positively**:

- marks are awarded for correct/valid answers, as defined in the mark scheme. However, credit is given for valid answers which go beyond the scope of the syllabus and mark scheme, referring to your Team Leader as appropriate
- marks are awarded when candidates clearly demonstrate what they know and can do
- marks are not deducted for errors
- marks are not deducted for omissions
- answers should only be judged on the quality of spelling, punctuation and grammar when these features are specifically assessed by the question as indicated by the mark scheme. The meaning, however, should be unambiguous.

GENERIC MARKING PRINCIPLE 4:

Rules must be applied consistently e.g. in situations where candidates have not followed instructions or in the application of generic level descriptors.

Need a home tutor? Visit smiletutor.sg

© UCLES 2018

GENERIC MARKING PRINCIPLE 5: Marks should be awarded using the full range of marks defined in the mark scheme for the question (however; the use of the full mark range may be limited according to the quality of the candidate responses seen).
GENERIC MARKING PRINCIPLE 6: Marks awarded are based solely on the requirements as defined in the mark scheme. Marks should not be awarded with grade thresholds or grade descriptors in mind.

Need a home tutor? Visit smiletutor.sg

© UCLES 2018

1 General Marking Principles

1.1 It is not possible to list all acceptable alternatives in the Detailed Mark Scheme provided in Section 2. You will need to consider all alternative answers and unexpected approaches in candidates' scripts, make a decision on whether they communicate the required elements, in consultation with your Team Leader if necessary (or with your Product Manager if you are a single Examiner), and award marks accordingly.

The following marking principles underpin the detailed instructions provided in Section 2 of the Mark Scheme. **Where a decision is taken to deviate from these principles for a particular question, this will be specified in the Mark Scheme.** Often the general principles will have to be weighed up against each other, e.g. the answer might pass the look-alike test (1.5(b)), but if the candidate has produced an answer that is another word in the target language they will not score (1.6).

1.2 Crossing out:

(a)	If a candidate changes his/her mind over an answer and crosses out an attempt, award a mark if the final attempt is correct.
(b)	If a candidate crosses out an answer to a whole question but makes no second attempt at it, mark the crossed out work.

1.3 More than the stipulated number of boxes ticked/crossed by the candidate:

(a)	If more than one attempt is visible, but the candidate has clearly indicated which attempt is his/her final answer (e.g. by crossing out other attempts or by annotating the script in some way), mark in the usual way.
(b)	If two attempts are visible (e.g. 2 boxes ticked instead of the 1 box stipulated), and neither has been crossed out/discounted by the candidate, no mark can be awarded.
(c)	Where candidates must tick a number of boxes (e.g. tick the 6 true statements) and tick too many, apply the following rule: deduct the number of 'extra' answers indicated by the candidate from their number of correct answers. The remaining number is the mark awarded, e.g. the candidate is asked to tick 6 statements, but ticks 8. 5 of the ticks are correctly placed, but 2 are 'extras' (8 ticks placed by candidate minus 6 ticks required by rubric = 2 'extras'). Therefore the candidate is awarded a mark of 3.
(d)	Answers in pen do not take precedence over answers in pencil, e.g. if a candidate is asked to tick 1 box and ticks 2, one in pen and the other in pencil, the mark cannot be awarded unless there is explicit indication from the candidate as to which is his/her final answer.

Need a home tutor? Visit smiletutor.sg

© UCLES 2018

1.4 For questions requiring more than one element for the answer, (i) and (ii), where the answers are interchangeable:

(a)	Both correct answers on line 1 and line 2 blank = 2
(b)	Both correct answers on line 1 and line 2 wrong = 1

(or vice-versa)

1.5 Answers requiring the use of Spanish (rather than a non-verbal response) should be marked for communication. Tolerate inaccuracies provided the message is clear.

(a)	'If in doubt, sound it out': if you read what the candidate has written, does it sound like the correct answer?
(b)	Look-alike test: does what the candidate has written look like the correct answer?
(c)	Accept incorrect gender or person unless Mark Scheme specifies otherwise.
(d)	Accept incorrect possessive adjectives, e.g. mi, tu, su etc., unless Mark Scheme specifies otherwise.
(e)	Accept incorrect tense unless Mark Scheme specifies otherwise.
(f)	Tolerate incorrect auxiliary unless Mark Scheme specifies otherwise.
(g)	Tolerate incorrect use of infinitive unless Mark Scheme specifies otherwise.

4.6 Unless the Mark Scheme specifies otherwise, **do not accept incorrect Spanish if the word given means something else in Spanish**. (Incorrect Spanish which constitutes a word in any language other than Spanish is marked (i) on the basis of whether it is accepted or refused in the Mark Scheme and (ii) if not mentioned in the Mark Scheme, on the basis of 1.5 above).

Need a home tutor? Visit smiletutor.sg

© UCLES 2018

1.7 Annotation used in the Mark Scheme:

(a)	INV = invalidation and is used when additional material included by the candidate is judged to invalidate an otherwise correct answer thus preventing him/her from scoring the mark (INV = 0).
(b)	tc = 'tout court' and means that on its own the material is not sufficient to score the mark.
(c)	HA = harmless additional material which in conjunction with the correct answer does not prevent the candidate from scoring the mark.
(d)	BOD = benefit of the doubt and is used to indicate material considered by the Examiner and judged to be more correct than incorrect: the benefit of the doubt is given to the candidate and the mark is awarded.

1.8 No response and '0' marks

There is a NR (No Response) option in **RM Assessor**.

Award NR (No Response):
If there is nothing written at all in the answer space or
If there is only a comment which does not in any way relate to the question being asked (e.g. 'can't do' or 'don't know') or
If there is only a mark which isn't an attempt at the question (e.g. a dash, a question mark).

Award 0:
If there is any attempt that earns no credit. This could, for example, include the candidate copying all or some of the question, or any working that does not earn any marks, whether crossed out or not.

Need a home tutor? Visit smiletutor.sg

© UCLES 2018

1.9 Extra material:

It is the candidate's responsibility to answer questions in such a way as to demonstrate to the Examiner that s/he has understood the reading text. Where candidates introduce extra, irrelevant material to an otherwise correct answer the danger is that the Examiner is being forced to 'choose' the correct answer and s/he cannot be certain that the candidate has shown understanding. Where the Examiner is put in this position the mark cannot be awarded. The Detailed Mark Scheme cannot cover all eventualities and where specific instructions are not provided, Examiners must check the reading text to ensure the correct elements which would qualify for the mark are not contradicted or distorted by any extra material. The following, general, rules should be applied:

(a)	Extra material, mentioned in the Mark Scheme, which reinforces the correct answer or in itself constitutes an alternative correct answer:	this is acceptable and is not penalised
(b)	Extra material which constitutes an alternative answer, **but which is not explicitly mentioned in the Mark Scheme:**	the Examiner needs to decide, by consulting the text and the Team Leader if necessary, whether the alternative answer constitutes: (i) an alternative correct answer, in which case this falls into category (a) and the answer should be rewarded (ii) or an answer which on its own would be refused, in which case this falls into category (c) and the answer should be refused
(c)	Extra material which constitutes an alternative answer **specifically refused in the Mark Scheme:**	this puts the Examiner in the position of having to 'choose' which is the candidate's 'final' answer – the Examiner cannot be sure what the candidate has understood – and the mark cannot be awarded
(d)	Extra material which distorts or contradicts the correct answer:	this affects communication – the Examiner cannot be sure what the candidate has understood – and the mark cannot be awarded
(e)	Extra material introduced by the candidate and which does not feature in the original text:	this affects communication – the Examiner cannot be sure what the candidate has understood – and the mark cannot be awarded. It can sometimes be difficult to draw the line between what is a deduction made by an able candidate on the basis of what they have read and pure guesswork. Therefore where a particular answer is not covered in the Mark Scheme, Examiners should consult their Team Leader

Need a home tutor? Visit smiletutor.sg

© UCLES 2018

5 Detailed Mark Scheme

Section 1 Exercise 1

Question	Answer	Marks	Guidance
1	D	**1**	
2	C	**1**	
3	A	**1**	
4	A	**1**	
5	B	**1**	

Section 1 Exercise 2

Question	Answer	Marks	Guidance
6	E	**1**	
7	B	**1**	
8	F	**1**	
9	A	**1**	
10	D	**1**	

Need a home tutor? Visit smiletutor.sg

© UCLES 2018

Section 1 Exercise 3

Question	Answer	Marks	Guidance
11	C	**1**	
12	B	**1**	
13	C	**1**	
14	B	**1**	
15	A	**1**	

Section 2 Exercise 1

Question	Answer	Marks	Guidance
16	monumentos	**1**	
17	joven	**1**	
18	instrumento	**1**	
19	tocar	**1**	
20	baratas	**1**	

Need a home tutor? Visit smiletutor.sg

Section 2 Exercise 2

- **In this exercise**, reward the candidate for being able to locate the answer in the passage.
- Ignore extra material (whether Spanish is accurate or inaccurate) unless the Mark Scheme specifies otherwise.
- **Accept lifting unless it is specifically refused in the Mark Scheme.**
- READ SECTION 1: GENERAL MARKING PRINCIPLES.
- Accept *mi, mis, tu, tus, su, sus,* etc.

ACCEPT: wrong genders throughout

Question	Answer	Marks	Guidance
21	(en la) montaña	1	**Refuse** es una foto de mi abuela en la montaña, que saqué hace dos años **Refuse** camping
22	(durante) (un) fin de semana dos días	1	**Refuse** la hice durante un fin de semana que fuimos de camping juntas
23	(la abuela) estudió biología la abuela estudio biología	1	**Refuse** estudia biología (present tense) **Refuse** estudio (no accent)
24	durante/en los paseos (por el campo) (me cuenta cosas muy interesantes de las plantas que vemos)	1	**Refuse** durante los paseos por el campo, es fantástico: me cuenta cosas muy interesantes de las plantas que vemos
25	hacía (bastante) frío tenía frío hace/tiene/es/está frío	1	**Refuse** en la televisión habían dicho que habría sol pero hacía bastante frío **Refuse** frío ***tc***
26	(el) paisaje (es precioso)	1	**Refuse** además…
27	(cuando) tenía doce/12 años tuvo/tiene doce/12 años	1	**Refuse** …doce años y él… **Refuse** tuvo/tiene doce anos

Need a home tutor? Visit smiletutor.sg

Question	Answer	Marks	Guidance
	cuando Alfredo tenía doce/12 años y su hermano tenía diez/10 años		**Refuse** 12 años ***tc***
28	(tomamos/tomaron/toman/fueron) (el/en/con el) tren	**1**	**Refuse** por eso tomamos el tren
29	(fue) emocionante (pensaba que) (el partido) iba a ser aburrido (porque el otro equipo no era bueno)		**Refuse** el partido fue emocionante y animamos (a nuestro equipo) **Refuse** estaba preocupado **Refuse** el otro equipo no era bueno y el partido iba a ser aburrido
30	(me/se/le) firmó/firmar la entrada (con su nombre)		**Refuse** se acerqué a él y…

Note: For questions with two interchangeable answers: two correct answers on line 1, line 2 blank = 2; two correct answers on line 1, line 2 wrong = 1 (or vice versa)

Need a home tutor? Visit smiletutor.sg

© UCLES 2018

Section 3

Look for signs of genuine comprehension. Usually, candidates who lift **indiscriminately** fail to demonstrate comprehension and will not score the mark. However, **careful** lifting of the details required to answer the question does demonstrate comprehension and should be rewarded. This Detailed Mark Scheme provides specific guidance but in cases not covered, see General Marking Principles, Section 1.9.

In this section, take into account the whole of the candidate's answer. We are still applying the sound-alike rule (e.g. *passado* = *pasado*).

READ SECTION 1: GENERAL MARKING PRINCIPLES

FOR ANSWERS NOT COVERED BY MARK SCHEME, ANNOTATION TOOL MAY BE USED, e.g. INV or BOD

REFUSE DIRECT SPEECH HOWEVER IT IS PRESENTED.

Section 3 Exercise 1

1 Mark available per question for True or False + 1 Mark available for correction of each False statement.

First award marks for the True/False element and then award marks for the justification of the False statements.

True/False element: all 5 statements appear on screen. Enter mark as appropriate for correct identification of each statement as True or False.

- **If neither True nor False is 'ticked' for a question, enter N/R (no response)**.
- **If both True and False are 'ticked' (and there is no clarification of candidate's 'final' answer), enter 0.**

Justification for false statements: only the 3 False statements appear on screen.

- **If the candidate correctly identified the statement as False, mark the justification and enter the mark**
- **If True is 'ticked',** award N/R (or 0 if justification is provided)
- **If True and False are both 'ticked' (and there is no clarification of candidate's 'final' answer),** award 0 (ignore any justification)
- **If neither True nor False is 'ticked'**, mark justification and enter mark (no mark awarded for True/False element)

Need a home tutor? Visit smiletutor.sg

© UCLES 2018

Question	Answer	Marks	Guidance
	TRUE / **FALSE** ☐ / ✓ ✓ / ☐ ✓ / ☐ ☐ / ✓ ☐ / ✓		
31	FALSO	**1**	See grid above for marking True/False element
32	VERDADERO	**1**	See grid above for marking True/False element
33	VERDADERO	**1**	See grid above for marking True/False element
34	FALSO	**1**	See grid above for marking True/False element
35	FALSO	**1**	See grid above for marking True/False element

Need a home tutor? Visit smiletutor.sg

© UCLES 2018

PUBLISHED

JUSTIFICATION
ACCEPT: wrong genders throughout

IN EACH CASE, CHECK FALSO IS TICKED

Question	Answer	Marks	Guidance
31	FALSO comenzó a aprender español en Francia ya estudiaba lenguas modernas, entre ellas español estudiaba español en Francia *(There needs to be a mention of 'Spanish' in order for the answer to be considered correct.)*	**1**	**REFUSE MERE ADDITION OF NEGATIVE** **Refuse** en Francia ***tc*** **Refuse** estudiaba lenguas modernas ***tc***
32	VERDADERO		
33	VERDADERO		
34	FALSO los profesores ayudan (si (lo) necesita/s) son (bastante) estrictos pero (siempre) (te/le/les/los) ayudan (si (lo) necesita/s) (siempre) te/le/les/los ayudan (si (lo) necesita/s)	**1**	**REFUSE MERE ADDITION OF NEGATIVE** **Refuse** …que son… **Refuse** se ayudan **Refuse** ayudan ***tc*** **Refuse** los profesores ayudan y son estrictos
35	FALSO su plan es trabajar/ganar dinero	**1**	**REFUSE MERE ADDITION OF NEGATIVE**

Need a home tutor? Visit smiletutor.sg

© UCLES 2018

Question	Answer	Marks	Guidance
	quiere/va a trabajar/ganar dinero va a quedarse en Veracruz (durante el verano) no tiene dinero para viajar		**Refuse** voy a quedarme…

Need a home tutor? Visit smiletutor.sg

Section 3 Exercise 2

Question	Answer	Marks	Guidance
36	una periodista (local) una periodista local <u>que</u> conoció a Petra (por una amiga de la familia)	**1**	**Refuse** una amiga de la familia **Refuse** una periodista local conoció a Petra por una amiga de la familia
37	<u>cajas de</u> medicinas/medicamentos (para sus vacas) lo que estaba escrito en las cajas de medicinas	**1**	**Refuse** cajas de medicinas <u>de una manera extraña</u> **Refuse** lo que estaba escrito
38	(él/Rafael) <u>quería/quiere</u> aprender rápido para aprender rápido	**1**	**Refuse** como él quería aprender rápido, poco tiempo después decidieron tener clases de lunes a viernes **Refuse** <u>como</u> quería aprender rápido
39(a)	<u>vivía</u> muy aislado (con su familia)	**1**	**Refuse** no solo…
39(b)	tuvo/tenía que trabajar (en el campo) (desde niño)	**1**	**Refuse** sino que…
40	(él) (le/se) <u>parecía/pensaba</u> que todos se iban a reír (de él)	**1**	**Refuse** nos cuenta: “Me parecía que todos se iban a reír de mí” **Refuse** le parecía que todos se iban a reír de él y por eso nunca se lo dije a nadie
41	(en su papel de maestra) ha tenido/tiene mucha paciencia	**1**	**Refuse** es inteligente (y tiene mucha paciencia) **Refuse** ha tenido mucha paciencia <u>conmigo</u>

Note: For questions with two interchangeable answers: two correct answers on line 1, line 2 blank = 2; two correct answers on line 1, line 2 wrong = 1 (or vice versa)

Need a home tutor? Visit smiletutor.sg

© UCLES 2018

Cambridge International Examinations
Cambridge International General Certificate of Secondary Education

CANDIDATE NAME									
CENTRE NUMBER						CANDIDATE NUMBER				

10816411479

SPANISH **0530/22**

Paper 2 Reading **May/June 2018**

1 hour

Candidates answer on the Question Paper.

No Additional Materials are required.

READ THESE INSTRUCTIONS FIRST

Write your Centre number, candidate number and name in the spaces at the top of this page.
Write in dark blue or black pen.
Do not use staples, paper clips, glue or correction fluid.
DO **NOT** WRITE IN ANY BARCODES.

Answer **all** questions.

The number of marks is given in brackets [ ] at the end of each question or part question.

This syllabus is approved for use in England, Wales and Northern Ireland as a Cambridge International Level 1/Level 2 Certificate.

This document consists of **14** printed pages and **2** blank pages.

© UCLES 2018

CAMBRIDGE International Examinations

Need a home tutor? Visit smiletutor.sg

BLANK PAGE

Need a home tutor? Visit smiletutor.sg

© UCLES 2018

Sección 1

Ejercicio 1 Preguntas 1–5

Para cada pregunta indica tu respuesta escribiendo una X en la casilla correcta.

1 En el periódico lees:

Hoy va a llover.

¿Qué tiempo va a hacer hoy?

A	
B	
C	
D	

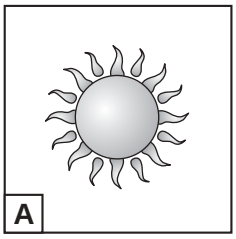







[1]

2 Ves este letrero:

AEROPUERTO DE CÁDIZ

¿Dónde estás?

A	
B	
C	
D	





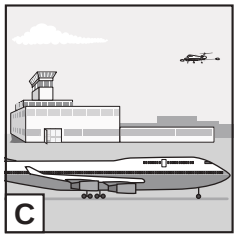



[1]

Need a home tutor? Visit smiletutor.sg

3 Tu amiga te envía una foto y un mensaje:

Este es mi pájaro, Pepe.

¿Qué animal tiene tu amiga?

A ☐
B ☐
C ☐
D ☐









[1]

4 Tu primo te manda un mensaje:

Estoy en la zapatería.

¿Dónde está tu primo?

A ☐
B ☐
C ☐
D ☐









[1]

5 Tu compañero de piso te deja una nota:

¿Puedes comprar naranjas?

¿Qué tienes que comprar?

A ☐
B ☐
C ☐
D ☐

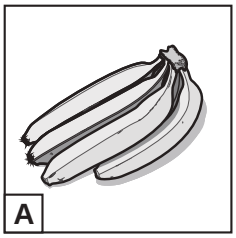

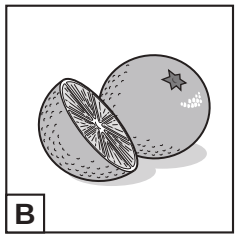

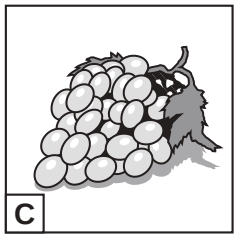



[1]

[Total: 5]

Need a home tutor? Visit smiletutor.sg

Ejercicio 2 Preguntas 6–10

Mira los dibujos.

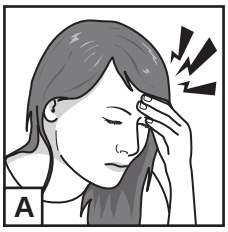











Indica tu respuesta, colocando A, B, C, D, E o F en la casilla que corresponda.

6 Olga: “Vivo en una granja en el campo.” [1]

7 Lorena: “Normalmente voy al instituto en moto.” [1]

8 Carolina: “Me gusta mucho cantar.” [1]

9 Malena: “Me duele bastante la cabeza.” [1]

10 Ana: “Mi actividad favorita es leer.” [1]

[Total: 5]

Need a home tutor? Visit smiletutor.sg

Ejercicio 3 Preguntas 11–15

Lee este texto con atención. Para cada pregunta indica tu respuesta escribiendo una X en la casilla correcta.

Comentario personal: Una vida sana

Nos habla **Pedro…**

Llevo una vida sana. Es importante desayunar bien, por eso tomo pan, zumo y fruta por la mañana. Me gustaría levantarme temprano pero el problema es que me encanta dormir.

Después, voy al instituto. Mis padres no quieren llevarme en coche, así que un amigo y yo vamos a pie juntos.

Como de todo, excepto queso. Si pruebo un poco de queso, me duele el estómago.

También voy al gimnasio todas las semanas. Empecé hace un mes y estoy contento. Además, en las vacaciones iré a clases de vela en un lago cerca de casa.

11 Todos los días Pedro…

A	☐	come una ensalada.
B	☐	se levanta temprano.
C	☐	toma un buen desayuno. [1]

12 Pedro va al instituto con…

A	☐	su padre.
B	☐	su amigo.
C	☐	su madre. [1]

Need a home tutor? Visit smiletutor.sg

© UCLES 2018

13 Pedro no come queso porque…

A	☐	prefiere los dulces.
B	☐	su familia nunca compra queso.
C	☐	está enfermo cuando come queso. [1]

14 Pedro comenzó a ir al gimnasio…

A	☐	la semana pasada.
B	☐	el mes pasado.
C	☐	el año pasado. [1]

15 En las vacaciones Pedro va a…

A	☐	hacer un curso de vela.
B	☐	pescar en el lago.
C	☐	practicar más natación. [1]

[Total: 5]

Need a home tutor? Visit smiletutor.sg

© UCLES 2018

[Turn over

Sección 2

Ejercicio 1 Preguntas 16–20

Lee este anuncio.

Escuela de música “La Luna”

- Somos una escuela de música situada en el centro histórico de la ciudad, al lado de la catedral del siglo 14 y las murallas de la ciudad.
- Ofrecemos clases de música para niños y adolescentes. Muchos de nuestros profesores son músicos de profesión y tienen mucha experiencia enseñando.
- Los alumnos tienen que traer su propio instrumento. Si necesitan comprarlo, podemos recomendar las mejores tiendas. Es mejor vestir ropa cómoda en las clases.
- Al final de cada curso, los alumnos, si quieren, participarán en un concierto abierto a todo el público.
- Hay descuentos de un 20% en el precio del curso si te apuntas con un miembro de tu familia.

Completa cada frase con una palabra de la lista.

baratas	competir	fáciles	instrumento
joven	mayor	mercados	monumentos
	tocar	uniforme	

16 La escuela está en una zona con ..... antiguos. [1]

17 La gente ..... puede ir a las clases. [1]

18 Es necesario llevar un ..... a las clases. [1]

19 Los estudiantes pueden ..... en un concierto cuando terminen el curso. [1]

20 Si vas con tu hermano, las clases son más ..... . [1]

[Total: 5]

Need a home tutor? Visit smiletutor.sg

© UCLES 2018

Dar la vuelta para el Ejercicio 2.

Need a home tutor? Visit smiletutor.sg

Ejercicio 2 Preguntas 21–30

Lee este blog de Ramona y la respuesta de Alfredo y contesta a las preguntas **en español**.

Ramona escribe:

¡Hola! Soy Ramona. Hoy os hablaré sobre mi objeto favorito. Es una foto de mi abuela en la montaña, que saqué hace dos años. La hice durante un fin de semana que fuimos de camping.

La abuela estudió biología, por eso tiene un gran conocimiento de la naturaleza. Durante los paseos por el campo, es fantástico: me cuenta cosas muy interesantes de las plantas que vemos.

En la foto mi abuela lleva una chaqueta verde. En la televisión habían dicho que habría sol pero hacía bastante frío.

Me encanta esta foto por dos razones. Mi abuela está muy guapa; además, el paisaje es precioso.

Decidme: ¿cuál es vuestro objeto favorito?

Alfredo responde:

Mi objeto favorito es la entrada de mi primer partido de fútbol. Mis padres nos regalaron las entradas a mi hermano y a mí cuando yo tenía 12 años y él 10.

En el estadio no había aparcamiento para coches, por eso tomamos el tren. Yo estaba preocupado porque pensaba que el otro equipo no era bueno y que el partido iba a ser aburrido. Estaba equivocado. El partido fue emocionante y animamos a nuestro equipo.

Después, decidimos ir a un restaurante al lado del estadio. En la calle vi a uno de los jugadores y me acerqué a él. Lo mejor es que me firmó la entrada con su nombre. Fue un día genial.

Need a home tutor? Visit smiletutor.sg

© UCLES 2018

21 ¿Dónde se sacó la fotografía de la abuela de Ramona?

.....[1]

22 ¿Cuánto tiempo fueron de camping Ramona y su abuela?

.....[1]

23 ¿Por qué sabe mucho de la naturaleza la abuela de Ramona?

.....[1]

24 ¿Cuándo hablan de las plantas Ramona y su abuela?

.....[1]

25 ¿Por qué llevaba una chaqueta la abuela?

.....[1]

26 Aparte de su abuela, ¿qué más le gusta a Ramona de la foto?

.....[1]

27 ¿Cuándo fue Alfredo a su primer partido de fútbol?

.....[1]

28 ¿Cómo fueron Alfredo y su familia al partido?

.....[1]

29 ¿Qué pensó Alfredo del partido?

.....[1]

30 ¿Qué hizo un jugador después del partido?

.....[1]

[Total: 10]

Need a home tutor? Visit smiletutor.sg

Sección 3

Ejercicio 1 Preguntas 31–35

Lee este artículo e indica si las afirmaciones que siguen son verdaderas o falsas. **Si son FALSAS, escribe una frase en español para corregirlas.**

ATENCIÓN: hay 2 afirmaciones que son **VERDADERAS** y 3 afirmaciones que son **FALSAS**.

Un estudiante francés en México

Dani es francés, es estudiante de universidad y este año ha vivido aquí en Veracruz (México) como parte de sus estudios. Ha respondido a unas preguntas para la revista de la Universidad de Veracruz.

Dani, ¿por qué decidiste estudiar en México?

Mi universidad en Francia ofrecía la oportunidad de pasar un año en el extranjero. Elegí México porque ya estudiaba lenguas modernas, entre ellas español, pero nunca había visitado un país donde se hablaba el español. También, en la Universidad de Veracruz había clases de otros idiomas diferentes que se podían aprender.

¿Cómo fueron tus primeras semanas aquí?

No fueron fáciles porque era la primera vez que vivía en un lugar que no era la casa de mis padres y no sabía si me acostumbraría. Además, el país era muy diferente. Lo bueno fue que desde el principio conocí a mucha gente y nos ayudamos entre todos.

¿Dónde te alojas?

Primero viví con otros estudiantes franceses pero el piso estaba lejos de la universidad y perdíamos demasiado tiempo en el autobús. Más tarde, me cambié a un piso más cerca de la universidad con unos estudiantes colombianos. Sigo viviendo allí.

¿Qué te gusta de la vida en Veracruz?

Muchísimas cosas. He hecho muchos amigos en la universidad. Las clases son interesantes; tengo algunos profesores que son bastante estrictos pero siempre te ayudan si lo necesitas. Me encanta la gente mexicana, la comida, las costumbres…

¿Qué vas a hacer cuando termines el curso aquí? ¿Volverás directamente a Francia?

Voy a quedarme en Veracruz durante el verano. La familia de un amigo tiene un negocio en la playa y me pueden dar trabajo, así que mi plan es trabajar. Me habría gustado viajar y conocer el país pero necesito dinero. ¡Este año he gastado bastante!

Need a home tutor? Visit smiletutor.sg

© UCLES 2018

Ejemplo:

	VERDADERO	FALSO
La entrevista con Dani es para la radio local.	☐	☒

La entrevista con Dani es para la revista de la universidad.

.....

	VERDADERO	FALSO
31 Dani comenzó a aprender español al llegar a México.	☐	☐

.....

	VERDADERO	FALSO
32 Antes de ir a México, Dani vivía con su familia.	☐	☐

.....

	VERDADERO	FALSO
33 Para ir a la universidad en Veracruz, Dani utilizó transporte público durante un tiempo.	☐	☐

.....

	VERDADERO	FALSO
34 En la universidad, los profesores tienen pocas ganas de apoyar a los estudiantes.	☐	☐

.....

	VERDADERO	FALSO
35 Dani viajará por México durante estas vacaciones de verano.	☐	☐

.....

[Total: 8]

Need a home tutor? Visit smiletutor.sg

Ejercicio 2 Preguntas 36–41

Lee este artículo y contesta a las preguntas **en español**.

Niña enseña a leer a un vecino

Petra, de 14 años, es de un pueblo de la Argentina. Ahora es famosa por todo el país porque ha enseñado a leer a Rafael, un vecino suyo de 60 años. Su historia es popular gracias a las redes sociales, ya que una periodista local conoció a Petra por una amiga de la familia y escribió sobre ella en su blog.

Petra conocía a su vecino Rafael, agricultor, desde siempre. Un día, lo vio en la tienda-almacén del pueblo, intentando comprar medicamento para sus vacas. Dice Petra: “Rafael estaba mirando las cajas de medicinas de una manera extraña. Me di cuenta de que no entendía lo que estaba escrito en ellas. Le ayudé y le pregunté si quería aprender a leer y a escribir conmigo.” Rafael aceptó. Al principio, Petra iba dos veces a la semana a casa de Rafael pero, como él quería aprender rápido, poco tiempo después decidieron tener clases de lunes a viernes.

La dura vida de Rafael parece sacada de una película. Le fue imposible ir a la escuela de pequeño, aunque pueda parecer extraño. La realidad es que no solo vivía muy aislado con su familia, sino que también tuvo que trabajar en el campo desde niño.

De mayor, Rafael siempre escondió el hecho de que no sabía leer ni escribir. Nos cuenta: “Me parecía que todos se iban a reír de mí y por eso nunca se lo dije a nadie. Si necesitaba escribir o leer algún documento, decía que me dolía la mano o que me había olvidado las gafas y siempre me ayudaba alguien.” Por suerte, ahora ya no tiene ese problema. “Petra es una niña muy inteligente. En su papel de maestra, ha tenido mucha paciencia conmigo; he conseguido mucho y por eso estoy encantado,” dice mientras compra el periódico.

Need a home tutor? Visit smiletutor.sg

© UCLES 2018

36 ¿Quién escribió sobre Petra en una red social?

.....[1]

37 ¿Qué necesitaba leer Rafael en la tienda cuando Petra le ayudó?

.....[1]

38 ¿Por qué aumentó el número de clases a la semana Rafael?

.....[1]

39 ¿Por qué le fue imposible a Rafael asistir a la escuela? Menciona **dos** razones.

(a) .....[1]

(b) .....[1]

40 ¿Por qué Rafael no mencionaba nunca su problema?

.....[1]

41 ¿Qué piensa Rafael de Petra como profesora?

.....[1]

[Total: 7]

Need a home tutor? Visit smiletutor.sg

BLANK PAGE

Permission to reproduce items where third-party owned material protected by copyright is included has been sought and cleared where possible. Every reasonable effort has been made by the publisher (UCLES) to trace copyright holders, but if any items requiring clearance have unwittingly been included, the publisher will be pleased to make amends at the earliest possible opportunity.

To avoid the issue of disclosure of answer-related information to candidates, all copyright acknowledgements are reproduced online in the Cambridge International Examinations Copyright Acknowledgements Booklet. This is produced for each series of examinations and is freely available to download at www.cie.org.uk after the live examination series.

Cambridge International Examinations is part of the Cambridge Assessment Group. Cambridge Assessment is the brand name of University of Cambridge Local Examinations Syndicate (UCLES), which is itself a department of the University of Cambridge.

Need a home tutor? Visit smiletutor.sg

Cambridge Assessment International Education
Cambridge International General Certificate of Secondary Education

SPANISH **0530/23**

Paper 2 Reading **May/June 2018**

MARK SCHEME

Maximum Mark: 45

Published

This mark scheme is published as an aid to teachers and candidates, to indicate the requirements of the examination. It shows the basis on which Examiners were instructed to award marks. It does not indicate the details of the discussions that took place at an Examiners' meeting before marking began, which would have considered the acceptability of alternative answers.

Mark schemes should be read in conjunction with the question paper and the Principal Examiner Report for Teachers.

Cambridge International will not enter into discussions about these mark schemes.

Cambridge International is publishing the mark schemes for the May/June 2018 series for most Cambridge IGCSE™, Cambridge International A and AS Level and Cambridge Pre-U components, and some Cambridge O Level components.

IGCSE™ is a registered trademark.

This syllabus is approved for use in England, Wales and Northern Ireland as a Cambridge International Level 1/Level 2 Certificate.

© UCLES 2018

Need a home tutor? Visit smiletutor.sg

PUBLISHED

Generic Marking Principles

These general marking principles must be applied by all examiners when marking candidate answers. They should be applied alongside the specific content of the mark scheme or generic level descriptors for a question. Each question paper and mark scheme will also comply with these marking principles.

GENERIC MARKING PRINCIPLE 1:

Marks must be awarded in line with:

- the specific content of the mark scheme or the generic level descriptors for the question
- the specific skills defined in the mark scheme or in the generic level descriptors for the question
- the standard of response required by a candidate as exemplified by the standardisation scripts.

GENERIC MARKING PRINCIPLE 2:

Marks awarded are always **whole marks** (not half marks, or other fractions).

GENERIC MARKING PRINCIPLE 3:

Marks must be awarded **positively**:

- marks are awarded for correct/valid answers, as defined in the mark scheme. However, credit is given for valid answers which go beyond the scope of the syllabus and mark scheme, referring to your Team Leader as appropriate
- marks are awarded when candidates clearly demonstrate what they know and can do
- marks are not deducted for errors
- marks are not deducted for omissions
- answers should only be judged on the quality of spelling, punctuation and grammar when these features are specifically assessed by the question as indicated by the mark scheme. The meaning, however, should be unambiguous.

GENERIC MARKING PRINCIPLE 4:

Rules must be applied consistently e.g. in situations where candidates have not followed instructions or in the application of generic level descriptors.

Need a home tutor? Visit smiletutor.sg

© UCLES 2018

GENERIC MARKING PRINCIPLE 5: Marks should be awarded using the full range of marks defined in the mark scheme for the question (however; the use of the full mark range may be limited according to the quality of the candidate responses seen).
GENERIC MARKING PRINCIPLE 6: Marks awarded are based solely on the requirements as defined in the mark scheme. Marks should not be awarded with grade thresholds or grade descriptors in mind.

Need a home tutor? Visit smiletutor.sg

© UCLES 2018

1 General Marking Principles

1.1 It is not possible to list all acceptable alternatives in the Detailed Mark Scheme provided in Section 2. You will need to consider all alternative answers and unexpected approaches in candidates' scripts, make a decision on whether they communicate the required elements, in consultation with your Team Leader if necessary (or with your Product Manager if you are a single Examiner), and award marks accordingly.

The following marking principles underpin the detailed instructions provided in Section 2 of the Mark Scheme. **Where a decision is taken to deviate from these principles for a particular question, this will be specified in the Mark Scheme.** Often the general principles will have to be weighed up against each other, e.g. the answer might pass the look-alike test (1.5(b)), but if the candidate has produced an answer that is another word in the target language they will not score (1.6).

1.2 Crossing out:

(a)	If a candidate changes his/her mind over an answer and crosses out an attempt, award a mark if the final attempt is correct.
(b)	If a candidate crosses out an answer to a whole question but makes no second attempt at it, mark the crossed out work.

1.3 More than the stipulated number of boxes ticked/crossed by the candidate:

(a)	If more than one attempt is visible, but the candidate has clearly indicated which attempt is his/her final answer (e.g. by crossing out other attempts or by annotating the script in some way), mark in the usual way.
(b)	If two attempts are visible (e.g. 2 boxes ticked instead of the 1 box stipulated), and neither has been crossed out/discounted by the candidate, no mark can be awarded.
(c)	Where candidates must tick a number of boxes (e.g. tick the 6 true statements) and tick too many, apply the following rule: deduct the number of 'extra' answers indicated by the candidate from their number of correct answers. The remaining number is the mark awarded, e.g. the candidate is asked to tick 6 statements, but ticks 8. 5 of the ticks are correctly placed, but 2 are 'extras' (8 ticks placed by candidate minus 6 ticks required by rubric = 2 'extras'). Therefore the candidate is awarded a mark of 3.
(d)	Answers in pen do not take precedence over answers in pencil, e.g. if a candidate is asked to tick 1 box and ticks 2, one in pen and the other in pencil, the mark cannot be awarded unless there is explicit indication from the candidate as to which is his/her final answer.

Need a home tutor? Visit smiletutor.sg

© UCLES 2018

1.4 For questions requiring more than one element for the answer, (i) and (ii), where the answers are interchangeable:

(a)	Both correct answers on line 1 and line 2 blank = 2
(b)	Both correct answers on line 1 and line 2 wrong = 1

(or vice-versa)

1.5 Answers requiring the use of Spanish (rather than a non-verbal response) should be marked for communication. Tolerate inaccuracies provided the message is clear.

(a)	'If in doubt, sound it out': if you read what the candidate has written, does it sound like the correct answer?
(b)	Look-alike test: does what the candidate has written look like the correct answer?
(c)	Accept incorrect gender or person unless Mark Scheme specifies otherwise.
(d)	Accept incorrect possessive adjectives, e.g. mi, tu, su etc., unless Mark Scheme specifies otherwise.
(e)	Accept incorrect tense unless Mark Scheme specifies otherwise.
(f)	Tolerate incorrect auxiliary unless Mark Scheme specifies otherwise.
(g)	Tolerate incorrect use of infinitive unless Mark Scheme specifies otherwise.

1.6 Unless the Mark Scheme specifies otherwise, **do not accept incorrect Spanish if the word given means something else in Spanish**. (Incorrect Spanish which constitutes a word in any language other than Spanish is marked (i) on the basis of whether it is accepted or refused in the Mark Scheme and (ii) if not mentioned in the Mark Scheme, on the basis of 1.5 above).

Need a home tutor? Visit smiletutor.sg

© UCLES 2018

1.7 Annotation used in the Mark Scheme:

(a)	INV = invalidation and is used when additional material included by the candidate is judged to invalidate an otherwise correct answer thus preventing him/her from scoring the mark (INV = 0).
(b)	tc = 'tout court' and means that on its own the material is not sufficient to score the mark.
(c)	HA = harmless additional material which in conjunction with the correct answer does not prevent the candidate from scoring the mark.
(d)	BOD = benefit of the doubt and is used to indicate material considered by the Examiner and judged to be more correct than incorrect: the benefit of the doubt is given to the candidate and the mark is awarded.

1.8 No response and '0' marks

There is a NR (No Response) option in **RM Assessor**.

Award NR (No Response):
If there is nothing written at all in the answer space or
If there is only a comment which does not in any way relate to the question being asked (e.g. 'can't do' or 'don't know') or
If there is only a mark which isn't an attempt at the question (e.g. a dash, a question mark).

Award 0:
If there is any attempt that earns no credit. This could, for example, include the candidate copying all or some of the question, or any working that does not earn any marks, whether crossed out or not.

Need a home tutor? Visit smiletutor.sg

© UCLES 2018

1.9 Extra material:

It is the candidate's responsibility to answer questions in such a way as to demonstrate to the Examiner that s/he has understood the reading text. Where candidates introduce extra, irrelevant material to an otherwise correct answer the danger is that the Examiner is being forced to 'choose' the correct answer and s/he cannot be certain that the candidate has shown understanding. Where the Examiner is put in this position the mark cannot be awarded. The Detailed Mark Scheme cannot cover all eventualities and where specific instructions are not provided, Examiners must check the reading text to ensure the correct elements which would qualify for the mark are not contradicted or distorted by any extra material. The following, general, rules should be applied:

(a)	Extra material, mentioned in the Mark Scheme, which reinforces the correct answer or in itself constitutes an alternative correct answer:	this is acceptable and is not penalised
(b)	Extra material which constitutes an alternative answer, **but which is not explicitly mentioned in the Mark Scheme:**	the Examiner needs to decide, by consulting the text and the Team Leader if necessary, whether the alternative answer constitutes: (i) an alternative correct answer, in which case this falls into category (a) and the answer should be rewarded (ii) or an answer which on its own would be refused, in which case this falls into category (c) and the answer should be refused
(c)	Extra material which constitutes an alternative answer **specifically refused in the Mark Scheme:**	this puts the Examiner in the position of having to 'choose' which is the candidate's 'final' answer – the Examiner cannot be sure what the candidate has understood – and the mark cannot be awarded
(d)	Extra material which distorts or contradicts the correct answer:	this affects communication – the Examiner cannot be sure what the candidate has understood – and the mark cannot be awarded
(e)	Extra material introduced by the candidate and which does not feature in the original text:	this affects communication – the Examiner cannot be sure what the candidate has understood – and the mark cannot be awarded. It can sometimes be difficult to draw the line between what is a deduction made by an able candidate on the basis of what they have read and pure guesswork. Therefore where a particular answer is not covered in the Mark Scheme, Examiners should consult their Team Leader

Need a home tutor? Visit smiletutor.sg

© UCLES 2018

2 Detailed Mark Scheme

Section 1 Exercise 1

Question	Answer	Marks	Guidance
1	B	**1**	
2	D	**1**	
3	C	**1**	
4	B	**1**	
5	A	**1**	

Section 1 Exercise 2

Question	Answer	Marks	Guidance
6	C	**1**	
7	F	**1**	
8	D	**1**	
9	E	**1**	
10	B	**1**	

Need a home tutor? Visit smiletutor.sg

© UCLES 2018

Section 1 Exercise 3

Question	Answer	Marks	Guidance
11	A	**1**	
12	C	**1**	
13	B	**1**	
14	C	**1**	
15	B	**1**	

Section 2 Exercise 1

Question	Answer	Marks	Guidance
16	menos	**1**	
17	conseguir	**1**	
18	extranjeros	**1**	
19	dentro	**1**	
20	ruido	**1**	

Need a home tutor? Visit smiletutor.sg

Section 2 Exercise 2

- **In this exercise**, reward the candidate for being able to locate the answer in the passage.
- Ignore extra material (whether Spanish is accurate or inaccurate) unless the Mark Scheme specifies otherwise.
- **Accept lifting unless it is specifically refused in the Mark Scheme.**
- READ SECTION 1: GENERAL MARKING PRINCIPLES.
- Accept *mi, mis, tu, tus, su, sus,* etc.

ACCEPT: <u>wrong genders throughout</u>

Question	Answer	Marks	Guidance
21	(con) los deberes (en casa)	**1**	
22	(las) matemáticas (se le dan muy mal)	**1**	**Refuse** (es fantástico porque) sabe mucho, aunque las matemáticas se le dan muy mal
23	(tiene/tengo que portarse/me bien en) el instituto	**1**	
24	(muchos de) sus/mis amigos (y una chica que le/me gustaba mucho)	**1**	**Refuse** una chica que le/me gustaba mucho ***tc***
25	(una) mala nota	**1**	
26	una semana	**1**	
27	(muy) sociable	**1**	
28	no sabe qué decir(les)	**1**	
29	prepara bien (sus clases)	**1**	**Refuse** no solo conoce bien a sus alumnos, sino también prepara bien sus clases y por eso son interesantes
30	(en/dentro de/después de) un año el año próximo/que viene	**1**	

Note: For questions with 2 interchangeable answers: 2 correct answers on line 1, line 2 blank = 2; 2 correct answers on line 1, line 2 wrong = 1 (or vice versa)

Need a home tutor? Visit smiletutor.sg

© UCLES 2018

Section 3

Look for signs of genuine comprehension. Usually, candidates who lift **indiscriminately** fail to demonstrate comprehension and will not score the mark. However, **careful** lifting of the details required to answer the question does demonstrate comprehension and should be rewarded. This Detailed Mark Scheme provides specific guidance but in cases not covered, see General Marking Principles, Section 1.9.

In this section, take into account the whole of the candidate's answer. We are still applying the sound-alike rule (e.g. *passado* = *pasado*).

READ SECTION 1: GENERAL MARKING PRINCIPLES

FOR ANSWERS NOT COVERED BY MARK SCHEME, ANNOTATION TOOL MAY BE USED, e.g. INV or BOD

REFUSE DIRECT SPEECH HOWEVER IT IS PRESENTED.

Section 3 Exercise 1

1 Mark available per question for True or False + 1 Mark available for correction of each False statement.

First award marks for the True/False element and then award marks for the justification of the False statements.

True/False element: all 5 statements appear on screen. Enter mark as appropriate for correct identification of each statement as True or False.

- **If neither True nor False is 'ticked' for a question, enter N/R (no response)**.
- **If both True and False are 'ticked' (and there is no clarification of candidate's 'final' answer), enter 0.**

Justification for false statements: only the 3 False statements appear on screen.

- **If the candidate correctly identified the statement as False, mark the justification and enter the mark**
- **If True is 'ticked',** award N/R (or 0 if justification is provided)
- **If True and False are both 'ticked' (and there is no clarification of candidate's 'final' answer),** award 0 (ignore any justification)
- **If neither True nor False is 'ticked'**, mark justification and enter mark (no mark awarded for True/False element)

Need a home tutor? Visit smiletutor.sg

© UCLES 2018

Question	Answer	Marks	Guidance
	TRUE / **FALSE** ☐ / ✓ ☐ / ✓ ✓ / ☐ ✓ / ☐ ☐ / ✓		
31	FALSO	**1**	See grid above for marking True/False element
32	FALSO	**1**	See grid above for marking True/False element
33	VERDADERO	**1**	See grid above for marking True/False element
34	VERDADERO	**1**	See grid above for marking True/False element
35	FALSO	**1**	See grid above for marking True/False element

Need a home tutor? Visit smiletutor.sg

© UCLES 2018

PUBLISHED

JUSTIFICATION
ACCEPT: wrong genders throughout

IN EACH CASE, CHECK FALSO IS TICKED

Question	Answer	Marks	Guidance
31	FALSO no se sentía nerviosa (ante las cámaras)	**1**	 **REFUSE MERE ADDITION OF NEGATIVE**
32	FALSO no pasó nada durante seis meses (recibió una respuesta) en/después de seis meses	**1**	 **REFUSE MERE ADDITION OF NEGATIVE** **Refuse** (durante) seis meses **Refuse** Carmela no pasó nada durante seis meses
33	VERDADERO		
34	VERDADERO		
35	FALSO no piensa dejar su empleo en la comisaría	**1**	 **REFUSE MERE ADDITION OF NEGATIVE** **Refuse** no pienso dejar mi empleo en la comisaría **Refuse** A Carmela le gustaría ir por las calles de su pueblo ayudando a los habitantes

Need a home tutor? Visit smiletutor.sg

© UCLES 2018

Section 3 Exercise 2

Question	Answer	Marks	Guidance
36	se casa(n) con alguien del mismo ambiente	**1**	**Refuse** se casa(n) con alguien del mismo ambiente, Alberto incluido
37	seis espectáculos/veces por semana	**1**	**Refuse** tantas veces **Refuse** presentando seis espectáculos por semana
38	(hay que tener) (completa) confianza (en tus compañeros)	**1**	**Refuse** sentirse cómodo con tu cuerpo (y …)
39	(la mayoría de) los Ayuntamientos	**1**	
40	no (siempre) se les trataba bien (a los animales)	**1**	
41	hacen/con muchas pruebas de seguridad	**1**	**Refuse** hacemos…
42	ser fuerte	**1**	

Note: For questions with 2 interchangeable answers: 2 correct answers on line 1, line 2 blank = 2; 2 correct answers on line 1, line 2 wrong = 1 (or vice versa)

Need a home tutor? Visit smiletutor.sg

© UCLES 2018

Cambridge International Examinations
Cambridge International General Certificate of Secondary Education

CANDIDATE NAME									
CENTRE NUMBER						CANDIDATE NUMBER				

2354111207

SPANISH **0530/23**

Paper 2 Reading **May/June 2018**

1 hour

Candidates answer on the Question Paper.

No Additional Materials are required.

READ THESE INSTRUCTIONS FIRST

Write your Centre number, candidate number and name in the spaces at the top of this page.
Write in dark blue or black pen.
Do not use staples, paper clips, glue or correction fluid.
DO **NOT** WRITE IN ANY BARCODES.

Answer **all** questions.

The number of marks is given in brackets [ ] at the end of each question or part question.

This syllabus is approved for use in England, Wales and Northern Ireland as a Cambridge International Level 1/Level 2 Certificate.

This document consists of **14** printed pages and **2** blank pages.

© UCLES 2018

Need a home tutor? Visit smiletutor.sg

BLANK PAGE

Need a home tutor? Visit smiletutor.sg

© UCLES 2018

Sección 1

Ejercicio 1 Preguntas 1–5

Para cada pregunta indica tu respuesta escribiendo una X en la casilla correcta.

1 En el periódico lees:

> Hoy va a hacer viento.

¿Qué tiempo va a hacer hoy?

A	
B	
C	
D	



[1]

2 Ves este letrero:

> ESTACIÓN DE AUTOBUSES DE CÁDIZ

¿Dónde estás?

A	
B	
C	
D	

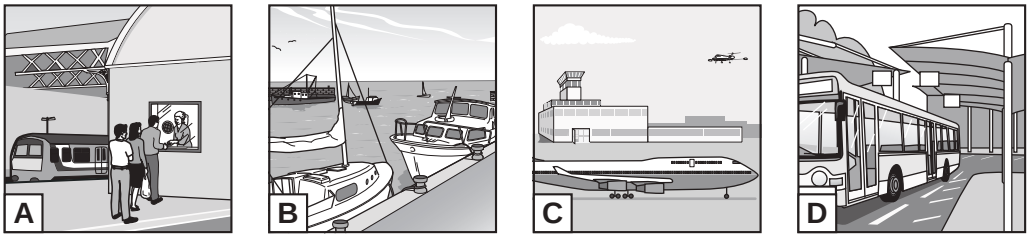

[1]

Need a home tutor? Visit smiletutor.sg

3 Tu amiga te envía una foto y un mensaje:

Este es mi pez, Pepe.

¿Qué animal tiene tu amiga?

A	
B	
C	
D	









[1]

4 Tu primo te manda un mensaje:

Estoy en la librería.

¿Dónde está tu primo?

A	
B	
C	
D	









[1]

5 Tu compañero de piso te deja una nota:

¿Puedes comprar plátanos?

¿Qué tienes que comprar?

A	
B	
C	
D	

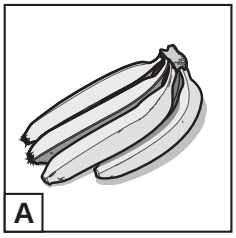

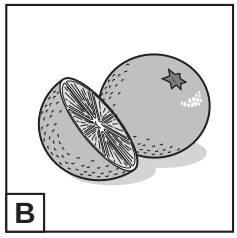

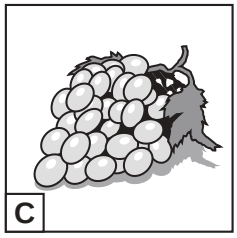



[1]

[Total: 5]

Need a home tutor? Visit smiletutor.sg

Ejercicio 2 Preguntas 6–10

Mira los dibujos.



Indica tu respuesta, colocando A, B, C, D, E o F en la casilla que corresponda.

6 Juana: “Se puede hacer esquí acuático.” [1]

7 Nieves: “Me gusta trabajar en el jardín.” [1]

8 Liliana: “Voy a sacar la basura.” [1]

9 Begoña: “Necesito llamar a mi padre.” [1]

10 Dorotea: “Siempre tomo el desayuno en la cocina.” [1]

[Total: 5]

Need a home tutor? Visit smiletutor.sg

Ejercicio 3 Preguntas 11–15

Lee este texto con atención. Para cada pregunta indica tu respuesta escribiendo una X en la casilla correcta.

Comentario personal: Las compras

Nos habla **Laura**…

Las tiendas en mi pueblo venden ropa para el colegio pero si quiero comprar ropa elegante o regalos de cumpleaños, tengo que ir a la ciudad. Si hay una fiesta, mis amigas buscan ropa en Internet donde hay miles de vestidos y todo es barato. Yo no compro por Internet porque prefiero probar las cosas antes de comprar.

Voy de compras en las vacaciones porque después del colegio y los fines de semana tengo muchas cosas que hacer. Normalmente voy de compras después de Navidad para gastar el dinero que me regalan mis padres.

11 En su pueblo, Laura compra…

A	☐	ropa para el colegio.
B	☐	regalos para sus amigas.
C	☐	libros para leer.

[1]

12 Para ir a una fiesta, las amigas de Laura compran ropa…

A	☐	en un centro comercial.
B	☐	en la ciudad.
C	☐	en Internet.

[1]

Need a home tutor? Visit smiletutor.sg

© UCLES 2018

13 Laura no compra ropa en Internet porque…

A		es muy cara.
B		quiere probarla.
C		no tiene tarjeta de crédito. [1]

14 Laura va de compras…

A		después del colegio.
B		los fines de semana.
C		en las vacaciones. [1]

15 Laura dice que le gusta ir de compras en enero porque…

A		hay rebajas.
B		tiene dinero.
C		va con sus padres. [1]

[Total: 5]

Need a home tutor? Visit smiletutor.sg

Sección 2

Ejercicio 1 Preguntas 16–20

Lee este anuncio.

Festival de Música Tradicional

- Este año, el pueblo de Olivares organiza el primer 'Festival de Música Tradicional'. El festival empezará el 4 de agosto y durará cinco días.
- No hay que comprar las entradas. ¡Son gratuitas! Están disponibles en la oficina de turismo.
- Será un espectáculo inolvidable. Habrá conciertos de artistas nacionales e internacionales.
- Se podrá bailar con la música en el parque, o en el gimnasio del instituto si llueve. Se servirá comida y bebida.
- Olivares es un pueblo tranquilo, así que los conciertos terminarán a las 22.00 para no molestar a los vecinos.

Completa cada frase con una palabra de la lista.

pagar	conseguir	dentro	estudiantes
enfrente	extranjeros	más	menos
	ruido	tráfico	

16 Habrá conciertos durante ..... de una semana. [1]

17 Puedes ..... las entradas en la oficina de turismo. [1]

18 Algunos de los músicos serán ..... . [1]

19 Los conciertos se organizarán ..... del instituto si hace mal tiempo. [1]

20 Quieren evitar problemas causados por el ..... . [1]

[Total: 5]

Need a home tutor? Visit smiletutor.sg

Dar la vuelta para el Ejercicio 2.

Need a home tutor? Visit smiletutor.sg

Ejercicio 2 Preguntas 21–30

Lee este e-mail de Esteban y la respuesta de Roberto y contesta a las preguntas **en español**.

Hola Roberto:

Quería explicarte una cosa que me preocupa en este momento. Como sabes, estudio en un instituto donde mi padre trabaja como profesor. Es verdad que esto tiene ventajas: él me puede ayudar con los deberes en casa. Es fantástico porque sabe mucho, aunque las matemáticas se le dan muy mal. Por supuesto, yo siempre tengo que portarme bien en el instituto, porque ¡si no...!

A mí no me da clase este año, así que no veo mucho a mi padre por el edificio pero muchos de mis amigos están en sus clases y a veces me siento incómodo. Lo peor fue cuando mi padre le puso una mala nota a Paula, una chica que me gustaba mucho. ¡Ella no me habló durante una semana!

¿Puedes sugerir una solución a mi problema?

Esteban

Hola Esteban:

Entiendo lo que me dices. La madre de mi amiga, Cristina, también es profesora en su instituto. Cristina dice que, como su madre es muy sociable, muchas veces encuentra a sus profesores visitando a su madre en casa. Cristina no sabe qué decirles.

Tú no debes preocuparte porque tu padre es muy popular. No solo conoce bien a sus alumnos, sino también prepara bien sus clases y por eso son interesantes. De todos modos, dentro de un año vas a dejar el instituto y todo será diferente.

Roberto

Need a home tutor? Visit smiletutor.sg

21 A Esteban ¿cómo lo puede ayudar su padre?

.....[1]

22 ¿Qué asignatura encuentra difícil el padre de Esteban?

.....[1]

23 ¿Dónde tiene que portarse bien Esteban?

.....[1]

24 ¿Quiénes están en las clases del padre de Esteban?

.....[1]

25 ¿Qué le dio a Paula el padre de Esteban?

.....[1]

26 ¿Cuánto tiempo duró el silencio de Paula?

.....[1]

27 ¿Cómo es la madre de Cristina?

.....[1]

28 ¿Qué problema tiene Cristina cuando vienen los profesores a su casa?

.....[1]

29 ¿Por qué son interesantes las clases del padre de Esteban?

.....[1]

30 ¿Cuándo terminará Esteban sus estudios en el instituto?

.....[1]

[Total: 10]

Need a home tutor? Visit smiletutor.sg

Sección 3

Ejercicio 1 Preguntas 31–35

Lee este artículo e indica si las afirmaciones que siguen son verdaderas o falsas. **Si son FALSAS, escribe una frase en español para corregirlas.**

ATENCIÓN: hay 2 afirmaciones que son **VERDADERAS** y 3 afirmaciones que son **FALSAS**.

Terminó la última serie de '*¡A Cocinar!*'

Carmela Ferrer, una policía de 35 años, acaba de ganar el primer premio en el concurso de televisión '*¡A cocinar!*'. En cada programa, los participantes tienen que preparar un plato dentro de un tiempo fijo. Luego el público elige el peor cocinero y éste tiene que dejar el programa.

Para Carmela, participar fue un sueño. Ha tenido varias profesiones; incluso durante cinco años fue soldado. "Pasé seis meses en una zona de guerra," dice, explicando por qué no se sentía nerviosa ante las cámaras. Aunque en verano a veces trabajaba de camarera en un restaurante de la costa, la cocina nunca ha sido más que una afición para ella.

Muchos quieren competir pero no es fácil ser aceptado por el programa. Hace un año, Carmela rellenó un formulario por Internet pero no pasó nada durante seis meses. Luego, de repente, la llamaron por teléfono y le pidieron hacer un vídeo en casa para enviar al director del programa. "Un amigo manejó la cámara en la cocina mientras yo cocinaba mi plato favorito y charlaba," dice riéndose.

Algunos critican el hecho de que los platos que preparan los participantes no cuentan mucho, y que lo que dicen es más importante que lo que cocinan. "Yo nunca tuve problemas con los otros participantes," dice Carmela. Sin embargo, reconoce que al público le encanta cuando los participantes se pelean.

Lo que dicen tradicionalmente los ganadores es que van a abrir un restaurante. Si no, quieren seguir una carrera en la televisión. Carmela tiene muy claro su futuro. Dice: "Voy por las calles de mi pueblo ayudando a los habitantes y, de momento, no pienso dejar mi empleo en la comisaría." Sin embargo, su pueblo pronto celebrará sus 800 años y le han propuesto organizar una cena especial en el ayuntamiento. Es un orgullo para ella.

Need a home tutor? Visit smiletutor.sg

© UCLES 2018

Ejemplo:	**VERDADERO**	**FALSO**
En el programa, los participantes prueban varios platos.	☐	☒

Tienen que preparar un plato.

.....

		VERDADERO	**FALSO**
31	A Carmela le preocupaba salir en la televisión.	☐	☐

.....

		VERDADERO	**FALSO**
32	Cuando pidió participar en el programa, Carmela recibió una respuesta en seguida.	☐	☐

.....

		VERDADERO	**FALSO**
33	Para ser aceptada en el programa, Carmela tuvo que mandar un vídeo hecho en su casa.	☐	☐

.....

		VERDADERO	**FALSO**
34	Carmela dice que se llevó bien con los otros participantes.	☐	☐

.....

		VERDADERO	**FALSO**
35	A Carmela le gustaría tener una nueva carrera en la televisión.	☐	☐

.....

[Total: 8]

Need a home tutor? Visit smiletutor.sg

Ejercicio 2 Preguntas 36–42

Lee este artículo y contesta a las preguntas **en español**.

El futuro del circo



El director de la nueva Escuela de Circo de Cartagena es Alberto Muñoz, que lleva más de 40 años viajando y actuando en circos. “Tuve la suerte de nacer en el mundo especial del circo,” dice. Sus padres eran artistas y el 90% de la gente del circo se casa con alguien del mismo ambiente, Alberto incluido. “Íbamos de pueblo en pueblo como una gran familia, presentando seis espectáculos por semana,” explica Alberto. De día repetían las acciones del espectáculo tantas veces que casi podían hacerlas mientras dormían. “En un circo necesitas sentirte cómodo con tu cuerpo y hay que tener completa confianza en tus compañeros. Sin eso no hay espectáculo.”

Sin embargo, Alberto reconoce que el circo está cambiando. En su juventud había siempre animales salvajes que ahora la mayoría de los Ayuntamientos no permite en los circos. Alberto entiende las razones del cambio. “No siempre se les trataba bien,” explica. “Y el circo de hoy no es menos popular.” A los niños les encanta el espectáculo: el olor de la pista redonda, las luces, los colores... Hoy día cuando todos tienen videojuegos y la pantalla de la televisión, el circo es más real. “Aunque hacemos muchas pruebas de seguridad, el peligro está siempre presente,” explica Alberto. “Esto es lo que atrae a nuestros espectadores.”

La Escuela de Circo pronto abrirá sus puertas y Alberto tiene claras las características que deberán tener sus alumnos. Dice Alberto: “No se trata simplemente de ser fuerte, como muchos creen. Buscamos a jóvenes que conozcan la larga tradición del circo pero que también hayan estudiado algo de baile. Hay que tener ganas de mejorar y la paciencia de repetir durante varios meses un ejercicio que solo dura dos minutos.” Seguro que no faltarán alumnos.

Need a home tutor? Visit smiletutor.sg

© UCLES 2018

36 En cuanto al matrimonio, ¿qué hace la mayoría de personas que pertenecen al circo?

.....[1]

37 ¿Con qué frecuencia actuaba el circo en el que creció Alberto?

.....[1]

38 Según Alberto, ¿qué debe haber entre los artistas del circo?

.....[1]

39 ¿Quién ha prohibido los animales en los circos?

.....[1]

40 ¿Por qué critica Alberto el uso de animales en los circos?

.....[1]

41 ¿Cómo intentan reducir el riesgo de accidentes?

.....[1]

42 Según muchas personas, ¿qué es lo único que se necesita para ser artista en el circo?

.....[1]

[Total: 7]

Need a home tutor? Visit smiletutor.sg

© UCLES 2018

BLANK PAGE

Permission to reproduce items where third-party owned material protected by copyright is included has been sought and cleared where possible. Every reasonable effort has been made by the publisher (UCLES) to trace copyright holders, but if any items requiring clearance have unwittingly been included, the publisher will be pleased to make amends at the earliest possible opportunity.

To avoid the issue of disclosure of answer-related information to candidates, all copyright acknowledgements are reproduced online in the Cambridge International Examinations Copyright Acknowledgements Booklet. This is produced for each series of examinations and is freely available to download at www.cie.org.uk after the live examination series.

Cambridge International Examinations is part of the Cambridge Assessment Group. Cambridge Assessment is the brand name of University of Cambridge Local Examinations Syndicate (UCLES), which is itself a department of the University of Cambridge.

Need a home tutor? Visit smiletutor.sg

Cambridge Assessment International Education
Cambridge International General Certificate of Secondary Education

SPANISH **0530/41**

Paper 4 Writing **May/June 2018**

MARK SCHEME

Maximum Mark: 50

Published

This mark scheme is published as an aid to teachers and candidates, to indicate the requirements of the examination. It shows the basis on which Examiners were instructed to award marks. It does not indicate the details of the discussions that took place at an Examiners' meeting before marking began, which would have considered the acceptability of alternative answers.

Mark schemes should be read in conjunction with the question paper and the Principal Examiner Report for Teachers.

Cambridge International will not enter into discussions about these mark schemes.

Cambridge International is publishing the mark schemes for the May/June 2018 series for most Cambridge IGCSE™, Cambridge International A and AS Level and Cambridge Pre-U components, and some Cambridge O Level components.

IGCSE™ is a registered trademark.

This syllabus is approved for use in England, Wales and Northern Ireland as a Cambridge International Level 1/Level 2 Certificate.

© UCLES 2018

Need a home tutor? Visit smiletutor.sg

PUBLISHED

Generic Marking Principles

These general marking principles must be applied by all examiners when marking candidate answers. They should be applied alongside the specific content of the mark scheme or generic level descriptors for a question. Each question paper and mark scheme will also comply with these marking principles.

GENERIC MARKING PRINCIPLE 1:

Marks must be awarded in line with:

- the specific content of the mark scheme or the generic level descriptors for the question
- the specific skills defined in the mark scheme or in the generic level descriptors for the question
- the standard of response required by a candidate as exemplified by the standardisation scripts.

GENERIC MARKING PRINCIPLE 2:

Marks awarded are always **whole marks** (not half marks, or other fractions).

GENERIC MARKING PRINCIPLE 3:

Marks must be awarded **positively**:

- marks are awarded for correct/valid answers, as defined in the mark scheme. However, credit is given for valid answers which go beyond the scope of the syllabus and mark scheme, referring to your Team Leader as appropriate
- marks are awarded when candidates clearly demonstrate what they know and can do
- marks are not deducted for errors
- marks are not deducted for omissions
- answers should only be judged on the quality of spelling, punctuation and grammar when these features are specifically assessed by the question as indicated by the mark scheme. The meaning, however, should be unambiguous.

GENERIC MARKING PRINCIPLE 4:

Rules must be applied consistently e.g. in situations where candidates have not followed instructions or in the application of generic level descriptors.

Need a home tutor? Visit smiletutor.sg

© UCLES 2018

GENERIC MARKING PRINCIPLE 5: Marks should be awarded using the full range of marks defined in the mark scheme for the question (however; the use of the full mark range may be limited according to the quality of the candidate responses seen).
GENERIC MARKING PRINCIPLE 6: Marks awarded are based solely on the requirements as defined in the mark scheme. Marks should not be awarded with grade thresholds or grade descriptors in mind.

Need a home tutor? Visit smiletutor.sg

1 General Marking Principles

1.1 Crossing out:

(a)	If a candidate changes his/her mind over an answer and crosses out an attempt, award a mark if the final attempt is correct.
(b)	If a candidate crosses out an answer to a whole question but makes no second attempt at it, mark the crossed out work.

1.2 For Questions 2 and 3, if the candidate has written an answer in the space provided for that purpose, you should ignore anything written anywhere else, unless:

(a)	there is an indication from the candidate that other material should be considered.
(b)	the candidate has continued their answer outside the space provided.
(c)	there is no answer in the space provided.

1.3 Annotation used in the Mark Scheme:

(a)	tc = 'tout court' and means that on its own the material is not sufficient to score the mark.
(b)	BOD = benefit of the doubt and is used to indicate that the Examiner has considered the answer/that part of the answer and judged it to be more correct than incorrect: the benefit of the doubt is given to the candidate and the mark is awarded.

Need a home tutor? Visit smiletutor.sg

1.4 No response and '0' marks

There is a NR (No Response) option in **RM Assessor**.

Award NR (No Response):
If there is nothing written at all in the answer space or
If there is only a comment which does not in any way relate to the question being asked (e.g. 'can't do' or 'don't know') or
If there is only a mark which isn't an attempt at the question (e.g. a dash, a question mark).

Award 0:
If there is any attempt that earns no credit. This could, for example, include the candidate copying all or some of the question, or any working that does not earn any marks, whether crossed out or not.

1.5 Optional questions: You must mark all questions attempted by the candidate. Where a question has not been attempted then NR must be entered. (For Question 3 only, after marking the question(s) the candidate has answered, NR is populated automatically when you click on 'Complete'.) Where the candidate attempts more than one of the alternatives in Question 3, RM Assessor will automatically only aggregate the candidate's best result.

Need a home tutor? Visit smiletutor.sg

© UCLES 2018

Question	Answer	Marks

Question 1

Candidates are required to list 8 items in Spanish. Read all of the items that the candidate has listed and award marks as follows:

(i) Select the most correct items up to a maximum of 5. Award 1 mark for each correct item up to a maximum of 5. Stop ticking once 5 items have been rewarded.

(ii) On Question 1, award marks for items wherever the candidate has written them.

(iii) **If the candidate offers more than one word per line, award a mark for each acceptable item** (e.g. where a candidate has linked two words as in *cepillo de dentífrica* = 1 tick; however *cepillo y dentífrica* (candidate intends this as two items) = 2 ticks).

(iv) The pictures provided on the question paper are only suggestions.

(v) Mark for communication. Tolerate inaccuracies, provided the message is clear. Ignore any definite/indefinite article, possessive adjective, etc. Ignore any verbs.

(vi) If spelling is questionable, start by referring to the detailed mark scheme. Refer to the bullet points below if no decision on the spelling you have encountered is recorded there.
- 'If in doubt, sound it out': if you read what the candidate has written, does it sound like the correct answer?
- Look-alike test: does what the candidate has written look like the correct answer, e.g. one letter missing but no other word created.
- If the first part of the word is correct, small errors in what comes next are less likely to impede communication (unless they suggest another meaning).
- Where letters are transposed, the word is likely to communicate (unless another word has been created).

(vii) Once marking proper starts, if there are five clearly acceptable items, award marks wherever these are in the list. This approach may allow questionable versions to be ignored.

(viii) Refuse all nouns which are repeated and which do not have a separate meaning:
- pantalones, pantalones cortos: award one mark to each item
- pantalone*s pequeños, pantalones azules*: award one mark for the first *pantalones*

(ix) Reject misspelt words which suggest a word with a quite different meaning. Where nouns are usually plural, accept the singular and vice versa.

Need a home tutor? Visit smiletutor.sg

© UCLES 2018

Question	Answer	Marks
1	**Vas al mercado para comprar fruta y verduras. Haz una lista en español de 8 frutas y verduras que compras.** **Refuse** lechuga as it was the example. **Refuse** fruta / legumbres / verdura	**5**

ACCEPT	ACCEPT	REFUSE
aguacate		avocado
banana		
cebolla		
frambuesa	framboesa	
fresa	freza	freso
limón	lemón	
manzana		
naranja		
papa		
patata		
pera		
plátano		plantano
tomate	tomato	
zanahoria	sanahoria	carota / carrota / carote / carrote

Total for Question 1: 5 marks

Need a home tutor? Visit smiletutor.sg

Question	Answer	Marks
Question 2 Candidates are required to answer the question. Read the whole answer and award marks as follows: • **Communication: award a mark out of 10, according to the instructions in 2.1.** • **Language: award a mark out of 5, according to the instructions in 2.2.**		

Need a home tutor? Visit smiletutor.sg

Question	Answer	Marks
2	***Mi vida en el colegio*** **2.1: Award a mark out of 10 for Communication** (i) Place the appropriate 'numbered' tick as close as possible to each relevant communication point in the body of the answer. (ii) Award ticks flexibly across the tasks for each piece of relevant information conveyed, up to a maximum of 10. HOWEVER, each of the tasks must be covered to get the 10 communication marks: • If 1 of the tasks is missing, the maximum communication mark is 9. • If 2 of the tasks are missing, the maximum communication mark is 8 (and so on). (iii) Add up the ticks to give a mark out of 10 for Communication. (iv) For COMMUNICATION • **Look for a verb (finite or infinitive) before awarding a mark.** Lists without a verb will not score. • **See Appendix II for rules on how to decide whether a verb is accurate enough** to convey meaning. • **For language other than verbs, use 'rules' in Question 1**: look alike, sound alike, etc. • **Misplaced adjectives, negatives and adverbs will not usually compromise communication.** (v) LISTS = a maximum of 3 marks for communication: lists of 1–3 items = 1 mark; lists of 4 items = 2 marks; lists of 5–6 items = 3 marks • *Ella es alta y delgada y grande y nerviosa.* (*1 verb, therefore treat as list of 4 items: place one tick over 'grande' (third item in list) and another tick over 'nerviosa' (fourth item in list*)) • *Ella es alta. Es delgada. Tiene el pelo moreno.* (*3 verbs therefore each piece of information can score a separate communication mark*) (vi) Only reward each piece of information once, e.g. *es fantástica* cannot score both as description and reason for liking; *es fantástica y sus clases son fantásticas* can both be rewarded as *fantástica(s)* describes different nouns; *ella me ayuda a hacer mis deberes* and *me ayuda todos los días* can both be rewarded as they each contain a different extra detail (*a hacer mis deberes* and *todos los días)*. (vii) Do not penalise factual errors. (viii) What the candidate writes may not follow the order of the tasks on the question paper – this is fine.	**15**

Need a home tutor? Visit smiletutor.sg

<table>
<tr><th>Question</th><th>Answer</th><th>Marks</th></tr>
<tr><td>2</td><td>
<table>
<tr><th>Tick</th><th>Accept</th></tr>
<tr><td>✓1</td><td>¿Cómo es tu colegio?

REWARD any statement relating to what the candidate’s school is like (gender, facilities, etc.)

Refuse location on its own</td></tr>
<tr><td>✓2</td><td>¿Qué ropa llevas en el colegio?

REWARD any statement relating to what the candidate wears for school

Accept statements referring to uniform or what the rules dictate they can/cannot wear</td></tr>
<tr><td>✓3</td><td>¿Qué haces durante el recreo?

REWARD any statement relating to what the candidate does during break-time (an activity of some sort is required)

Refuse activities not relating to school</td></tr>
<tr><td>✓4</td><td>¿Qué estudios vas a hacer en el futuro?

REWARD any statement relating to what the candidate is going to study in future

Refuse profession without reference to studying</td></tr>
</table>
</td><td></td></tr>
</table>

Need a home tutor? Visit smiletutor.sg

<table>
<tr><th>Question</th><th>Answer</th><th>Marks</th></tr>
<tr><td>2</td><td>

2.2: Award a mark out of 5 for Language

Award a mark out of 5 for Language*, according to the Grade descriptors in the table below (see *Note on using mark schemes with Grade descriptors* (Appendix I)).

Grade descriptors for Language (Question 2)

<table>
<tr><td>5</td><td>Straightforward vocabulary and structure.
The style of writing is basic, but reasonably coherent.
Use of a limited range of verbs, generally successful.
More accuracy than inaccuracy.</td></tr>
<tr><td>4</td><td>Basic vocabulary and structure.
Some awareness of verb usage, but inconsistent.
The writing is sufficiently accurate for meaning to be conveyed.</td></tr>
<tr><td>3</td><td>Very basic vocabulary and structure.
Little awareness of verb usage (e.g. infinitives regularly used instead of finite verbs).
Despite regular errors, the writing often conveys some meaning.</td></tr>
<tr><td>2</td><td>A few phrases or short sentences are accurate enough to be comprehensible. Very simple sentence structure.</td></tr>
<tr><td>1</td><td>Disjointed words or short phrases, one or two of them accurate enough to be comprehensible.</td></tr>
<tr><td>0</td><td>One or two disjointed words or short phrases may be recognisable.</td></tr>
</table>

*Consider the whole answer when awarding mark for language

Total for Communication: 10 marks
Total for Language: 5 marks
Total for Question 2: 15 marks

</td><td></td></tr>
</table>

Need a home tutor? Visit smiletutor.sg

Question	Answer	Marks

Question 3

Candidates answer 1 question from a choice of 3. Read the whole answer and award marks as follows:

- **Communication: award a mark out of 10, according to the instructions in 3.1.**
- **Language: award a mark out of 8 for Verbs, according to the instructions in 3.2.**
  award a mark out of 12 for Other linguistic features, according to the instructions in 3.3.

For question-specific guidance, see later in this mark scheme.

3.1: Award a mark out of 10 for Communication

(i) There are 5 relevant communication points per question, each worth a maximum of 2 marks.

(ii) For each relevant communication point, use the appropriate numbered tick and place up to 2 of these ticks as close as possible to each relevant communication point (in the body of the answer).

2 ticks	Message clearly communicated. Minor errors (adjective endings, use of prepositions etc.) are tolerated.
1 tick	Communication of some meaning is achieved, but the message may be ambiguous or incomplete.
0 ticks	Nothing of worth communicated.

(iii) **Look for a verb (finite or infinitive) before awarding a mark for communication.** See Appendix II for rules on how to decide whether a verb is accurate enough to convey meaning.

(iv) Add up the ticks to give a mark out of 10 for Communication.

Need a home tutor? Visit smiletutor.sg

© UCLES 2018

Question	Answer	Marks

3.2: Award a mark out of 8 for accurate use of Verbs

When awarding ticks for Verbs, please refer back to the question in order to establish which tense is appropriate for the response. **For question-specific guidance, see later in this mark scheme.**

(i) Place a tick above the **first** occurrence of each correct verb, up to a maximum of 18 ticks (details of how to award ticks are provided below).
(ii) Place the tick so that it does not obscure the accent / tilde.
(iii) Convert the total number of ticks to a mark out of 8 using the Conversion table below.

Conversion table for accurate use of Verbs (Question 3)

Number of ticks	Mark
18+	8
16,17	7
14,15	6
12,13	5
10,11	4
8,9	3
6,7	2
4,5	1
0,1,2,3	0

Need a home tutor? Visit smiletutor.sg

© UCLES 2018

Question	Answer	Marks

How to award ticks for accurate use of Verbs (Question 3):

(a) Subject (noun or pronoun) + any finite verb

- **both subject and verb must be correct for the verb to score a tick**
- **verb must be in the appropriate tense to score a tick**
- **accents on verbs must be correct in order for a tick to be awarded**
- **do not tick verbs contained in the 'letter etiquette': appropriate beginnings and endings to letters are considered for reward under Other linguistic features.**

Tick	No tick	Note
Yo soy (✓)		
He hecho (✓)		
Los profesores son (✓) amables	Los professores son amables (*no tick*)	incorrect subject means tick cannot be awarded for verb

Use of gerund

Tick	No tick	Note

With direct and indirect object pronouns

Tick	No tick	Note
Juan lo vio (✓)		

Reflexive/passive

Tick	No tick	Note
Él se levanta (✓)	Él levantase (*no tick*)	
Ella se ha cortado (✓)		
La puerta estaba (✓) abierta		
Yo me lavo (✓) las manos	Yo me lavo (*no tick*) el coche	*lavar* should not be used reflexively in this statement

Need a home tutor? Visit smiletutor.sg

Question	Answer	Marks

Impersonal verbs such as *gustar*, *quedar*, *faltar*, etc.

Tick	No tick	Note
Me gusta (✓) leer (✓)		
Me gusto *(no tick)* leer (✓)		
Me quedan (✓) diez euros		

Impersonal *se*

Tick	No tick	Note
Se puede (✓)		
Se habla español (✓)		

Impersonal

Hay (✓) patatas		
Es (✓) interesante		

With negative

Tick	No tick	Note
No comen (✓)		

Sequence of tenses

Tick	No tick	Note
Fui (✓) al cine y me gustó (✓) la película	Fui (✓) al cine y me gustaría *(no tick)* la película	If sequence is incorrect, **both** verbs cannot be rewarded

Single auxiliary with multiple past participles

Sing		
Tick	**No tick**	**Note**
Hemos cantado (✓) y bailado (✓)		Hemos cantado = tick 1; Hemos bailado = tick 2

Need a home tutor? Visit smiletutor.sg

© UCLES 2018

Question	Answer	Marks

Verb which requires preposition

Tick	No tick	Note
Ayudo (✓) a lavar (✓) el coche		
Ayudo (✓) lavar el coche		preposition is required for *lavar* to be awarded a tick
Ayudo (✓) con lavar el coche		incorrect use of *con* means that *lavar* cannot receive a tick

Verb which requires personal *a*

Tick	No tick	Note
Veo (✓) a mi amigo	Veo *(no tick)* mi amigo	personal *a* is required for *veo* to be awarded a tick

Correct verb within meaningless statement

Tick	No tick	Note
El camino es (✓) largo	El camino es (*no tick*) inteligente	Do not reward correct verb in a meaningless statement

(b) Imperative

Tick	No tick	Note
¡Ven! (✓)		
¡Oiga! (✓)		

(c) Interrogative

Tick	No tick	Note
¿Vienes? (✓) / Vienes. (✓)		question mark not required for mark to be awarded
(¿)Vas (✓) a venir(?) (✓)		
(¿)Cómo estás(?) (✓)		

Need a home tutor? Visit smiletutor.sg

© UCLES 2018

Question	Answer	Marks

(d) Infinitive

Tick	No tick	Note
Quiero (✓) salir (✓)		
No quiera (*no tick*) salir (✓)		
Quiero (✓) salire (*no tick*)		
Voy a (✓) estudiar (✓)		
Empecé a (✓) llorar (✓)		
Empecé *(no tick)* llorar (✓)		

(e) Participle (past or present)

Tick	No tick	Note
Terminado el programa (✓)		
Siendo estudiante (✓)		

(f) Reward only the first occurrence of a verb, e.g.

- Me gusta (✓) la natación. También me gusta (*no tick*) el tenis
- Me gusta (✓) la natación. No me gusta (*no tick*) el tenis

However,

- Yo prefiero (✓) la natación y mi hermano prefiere (✓) el tenis – 2 different persons of the verb
- Mi hermano prefiere (✓) la natación y mi hermana prefiere (*no tick*) el tenis – both third person usage
- Esta tarde mi amigo puede (✓) jugar (✓) al fútbol. En mi ciudad se puede *(no tick)* nadar (✓) – puede is in the third person singular in both sentences, so scores the first time but not the second time

Need a home tutor? Visit smiletutor.sg

3.3: Award a mark out of 12 for Other linguistic features

(i) Award a mark out of 12 for Other linguistic features, according to the Grade descriptors in the table below (please see Note on using mark schemes with Grade descriptors (Appendix I)).

(ii) Use the highlighter marking tool to highlight the first new use of any correct usage. Use the highlighter marking tool to underline a creditable attempt at a structure. This annotation is intended to help you arrive at an appropriate mark. Therefore, the kinds of things you highlight/underline will vary according to the quality of work, e.g. for a mark of 7/8 to be awarded the assumption is that 'spelling of common words, genders, adjectival agreements and basic prepositions are almost always correct' so annotation will focus on the degree of success with more complex language.

(iii) Consider the extent to which the following are used correctly and appropriately when assessing the candidate's control of structures:

- Subordinate clauses, including porque and que (relative pronouns). Indirect or reported speech (dijo que, creo que). Time clauses with cuando, mientras que etc. and si (= if)
- Object pronouns (me ha dicho; me lo dio) and 'strong' pronouns
- Conjunctions other than *y* and linking words (e.g. sin embargo, por lo tanto, por eso)
- Prepositions – Time, Place etc.
- Negatives
- Adverbs
- Use of por and para
- Adjectives, including possessives and demonstratives. Also comparatives and superlatives
- Expressions of quantity
- Appropriate use of *politesses* in the letter.

Need a home tutor? Visit smiletutor.sg

© UCLES 2018

Grade descriptors for Other linguistic features (Question 3)

11–12	• Uses a wide range of structures effectively; produces longer, fluent sentences with ease. • Highly accurate at this level, though not necessarily faultless. • Makes effective use of a wide range of vocabulary fully appropriate to the task.
9–10	• Attempts a range of structures with a good degree of success. • More complex language usually error-free^^. • Uses a variety of relevant vocabulary at this level.
7–8	• In control of simple structures. Varied success with more complex structures. • Accuracy is fairly consistent throughout*. Errors may occur when more ambitious language is attempted. • Has sufficient vocabulary to add some interest to the writing.
5–6	• Attempts more than basic structures. • On balance, the work is more accurate than inaccurate. • Straightforward vocabulary relevant to the task.
3–4	• Reliant on basic structures. • Some examples of correct language. Meaning usually conveyed. • Basic vocabulary.
1–2	• A few phrases or short sentences are accurate enough to be comprehensible. Very simple sentence structure.
0	• One or two disjointed words or short phrases may be recognisable.

^^subordinate clauses, linking words, object pronouns, comparative adjectives/adverbs, strong negatives usually error free.
*spelling of common words, genders, adjectival agreements and basic prepositions are almost always correct.

Total for Communication: 10 marks
Total for Verbs: 8 marks
Total for Other linguistic features: 12 marks
Total for Question 3: 30 marks

Need a home tutor? Visit smiletutor.sg

<table>
<tr><th>Question</th><th>Answer</th><th>Marks</th></tr>
<tr><td>3(a)</td><td>

Recientemente pasaste un día en una ciudad en tu país. Escribe un e-mail a tu amigo/amiga español(a).

3.1: Award a mark out of 10 for Communication – see generic guidance above

<table>
<tr><th>Tick</th><th>Accept</th><th>Mark</th></tr>
<tr><td>✓1</td><td>¿A qué ciudad fuiste?

Insist on past tense

Accept any statement relating to which city the candidate went to (although the response does not necessarily need to include the city's name, e.g. accept fui a la capital de España)</td><td>2</td></tr>
<tr><td>✓2</td><td>¿Qué lugares de interés visitaste en la ciudad?

Insist on past tense

Accept any statement relating to the sights/interesting places that the candidate visited in the city</td><td>2</td></tr>
<tr><td>✓3</td><td>¿Cuál es tu opinión de esa ciudad?

Expect opinions/emotions
Do not insist on past tense

Accept any statement relating to the candidate's opinion of the city</td><td>2</td></tr>
<tr><td>✓4</td><td>¿Cuándo piensas hacer otra excursión?

Accept any statement relating to when the candidate is planning on going on another trip

Refuse a past statement in a past time frame</td><td>2</td></tr>
<tr><td>✓5</td><td>Invita a tu amigo/amiga a hacer la próxima excursión contigo.

Accept any statement inviting the friend to go with the candidate on an excursion</td><td>2</td></tr>
</table>

</td><td>30</td></tr>
</table>

Need a home tutor? Visit smiletutor.sg

<table>
<tr><th>Question</th><th>Answer</th><th>Marks</th></tr>
<tr><td>3(a)</td><td>

3.2: Award a mark out of 8 for accurate use of Verbs – see generic guidance above

<table>
<tr><th>Communication point</th><th>For Verbs, accept:</th></tr>
<tr><td>1</td><td>Preterite/Perfect (depending on context)</td></tr>
<tr><td>2</td><td>Preterite/Perfect/Imperfect (depending on context)</td></tr>
<tr><td>3</td><td>Present/Imperfect/Preterite/Perfect (depending on context)</td></tr>
<tr><td>4</td><td>Present/Future/Conditional (depending on context)</td></tr>
<tr><td>5</td><td>Present/Future/Conditional (depending on context)</td></tr>
</table>

3.3: Award a mark out of 12 for Other linguistic features – see generic guidance above

</td><td></td></tr>
</table>

Need a home tutor? Visit smiletutor.sg

© UCLES 2018

<table>
<tr><th>Question</th><th>Answer</th><th>Marks</th></tr>
<tr><td>3(b)</td><td>

La lectura. Escribe un artículo sobre este tema.

3.1: Award a mark out of 10 for Communication – see generic guidance above

<table>
<tr><th>Tick</th><th>Accept</th><th>Mark</th></tr>
<tr><td>✓1</td><td>¿Dónde lees normalmente?

Insist on present tense

Accept any statement relating to where the candidate usually reads</td><td>2</td></tr>
<tr><td>✓2</td><td>¿Cuántas horas pasaste leyendo la semana pasada?

Insist on past tense

Accept any statement relating to how long the candidate spent reading last week</td><td>2</td></tr>
<tr><td>✓3</td><td>¿Qué tipo de libros leías cuando eras niño/niña?

Expect past tense but note that students may refer to themselves as still being a niño/a

Accept any statement relating to the <u>type</u> of book that the candidate read as a child
Refuse titles of books/magazines/comics/other publications</td><td>2</td></tr>
<tr><td>✓4</td><td>¿Quién es tu escritor/escritora preferido/a?

Insist on a name
Expect present tense

Accept any statement relating to who the candidate’s favourite author is</td><td>2</td></tr>
<tr><td>✓5</td><td>Explica por qué (no) te gusta recibir libros como regalo.

Expect opinions/emotions

Accept any statement explaining <u>why</u> the candidate does or does not like receiving books as a present</td><td>2</td></tr>
</table>

</td><td>**30**</td></tr>
</table>

Need a home tutor? Visit smiletutor.sg

<table>
<tr><th>Question</th><th>Answer</th><th>Marks</th></tr>
<tr><td>3(b)</td><td>

3.2: Award a mark out of 8 for accurate use of Verbs – see generic guidance above

<table>
<tr><th>Communication point</th><th>For Verbs, accept:</th></tr>
<tr><td>1</td><td>Present</td></tr>
<tr><td>2</td><td>Preterite/Perfect/Imperfect (depending on context)</td></tr>
<tr><td>3</td><td>Preterite/Perfect/Imperfect (depending on context)</td></tr>
<tr><td>4</td><td>Present</td></tr>
<tr><td>5</td><td>Present/Future/Conditional/Preterite/Perfect/Imperfect (depending on context)</td></tr>
</table>

3.3: Award a mark out of 12 for Other linguistic features – see generic guidance above

</td><td></td></tr>
</table>

Need a home tutor? Visit smiletutor.sg

© UCLES 2018

<table>
<tr><th>Question</th><th>Answer</th><th>Marks</th></tr>
<tr><td>3(c)</td><td>

'La semana pasada fui a una ceremonia donde recibí un premio al mejor póster…'

3.1: Award a mark out of 10 for Communication – see generic guidance above

<table>
<tr><th>Tick</th><th>Accept</th><th>Mark</th></tr>
<tr><td>✓1</td><td>¿Cuál fue el tema del póster?

Expect past tense (but accept present tense if it is appropriate in context)

Accept any statement relating to what the theme of the poster was</td><td>2</td></tr>
<tr><td>✓2</td><td>¿Por qué piensas que tu póster ganó?

Expect opinions/emotions
Do not insist on past tense

Accept any statement relating to why the candidate thinks that his/her poster won</td><td>2</td></tr>
<tr><td>✓3</td><td>Cuenta lo que pasó durante la ceremonia cuando te dieron el premio.

Insist on past tense

Accept any statement relating to what happened during the prize-giving ceremony</td><td>2</td></tr>
<tr><td>✓4</td><td>¿Cómo te sentiste al recibir el premio?

Expect opinions/emotions
Insist on past tense

Accept any statement relating to how the candidate felt upon receiving the prize</td><td>2</td></tr>
<tr><td>✓5</td><td>¿Qué vas a hacer con el premio?

Insist on future context

Accept any statement relating to what the candidate is going to do with the prize</td><td>2</td></tr>
</table>

</td><td>30</td></tr>
</table>

Need a home tutor? Visit smiletutor.sg

<table>
<tr><th>Question</th><th>Answer</th><th>Marks</th></tr>
<tr><td>3(c)</td><td>

3.2: Award a mark out of 8 for accurate use of Verbs – see generic guidance above

<table>
<tr><th>Communication point</th><th>For Verbs, accept:</th></tr>
<tr><td>1</td><td>Imperfect/Perfect/Preterite (depending on context)</td></tr>
<tr><td>2</td><td>Present/Imperfect/Perfect/Preterite (depending on context)</td></tr>
<tr><td>3</td><td>Imperfect/Perfect/Preterite (depending on context)</td></tr>
<tr><td>4</td><td>Imperfect/Perfect/Preterite (depending on context)</td></tr>
<tr><td>5</td><td>Present/Future/Conditional (depending on context)</td></tr>
</table>

3.3: Award a mark out of 12 for Other linguistic features – see generic guidance above

</td><td></td></tr>
</table>

Need a home tutor? Visit smiletutor.sg

Appendix I

Note on using mark schemes with Grade descriptors

It is important that you award marks positively. In order to ensure that you reward achievement rather than penalise failure or omissions, you should start at the bottom of the mark scheme and work upwards through the descriptors when awarding marks.

You should adopt a 'best fit' approach. You must select the set of descriptors provided in the mark scheme that most closely describes the quality of the work being marked. As you work upwards through the mark scheme, you will eventually arrive at a set of descriptors that fits the candidate's performance. When you reach this point, you should always then check the descriptors in the band above to confirm whether or not there is just enough evidence to award a mark in the higher band.

For example, when marking Question 3 you may find that a candidate uses a variety of relevant vocabulary but has varied success with more complex structures. In such cases, you will need to award a mark that takes into account both the strengths and weaknesses of the piece of work.

To select the most appropriate mark within each set of descriptors, use the following guidance:

- If most of the descriptors fit the piece (and after you have considered the band above), award the top mark in the band.
- If there is just enough evidence (and you had perhaps been considering the band below), award the lowest mark in the band.

Note on irrelevant material

In the case of a deliberately evasive answer which consists entirely of irrelevant material exploited in defiance of the rubric, a score of 0 is given. This is extremely rare.

A genuine attempt to answer the question which fails due to a misunderstanding of the rubric will normally lose Communication marks but will score for Language. You should consult your Team Leader.

Need a home tutor? Visit smiletutor.sg

© UCLES 2018

Appendix II: Communication

Rules on how to decide whether a verb is accurate enough to convey meaning

Communication

- an attempt at a verb is required for any communication mark to be awarded
- for QUESTION 2, candidates score 1 or 0 marks for each piece of relevant information they communicate. For a sentence/phrase to be considered for the award of a mark for communication, the verb must meet or go beyond the criteria outlined in B
- for QUESTION 3, candidates score 2, 1 or 0 marks for communicating each task. For the criteria the verb must fulfil in order for a sentence/phrase to be considered for the award of 2 marks for communication, see A below. For the criteria the verb must fulfil for a sentence/phrase to be considered for the award of 1 mark for communication, see B below.
- where a verb fits the criteria for C, the mark for communication is 0
- although some allowances are made for faulty verbs when awarding COMMUNICATION marks (see below); in order for a verb to score a LANGUAGE tick, it must be correct
- 'ticks' for communication are to be placed just above the end of the qualifying sentence/phrase

Need a home tutor? Visit smiletutor.sg

© UCLES 2018

A <u>QUESTION 3 ONLY</u>: Where <u>THE VERB IS APPROPRIATE IN THE MEANING IT CONVEYS AND THE TIME FRAME IS APPROPRIATE</u>, 2 communication marks are awarded in the following cases.

(i)	**For 2 communication marks: accept a Present where a Future context is apparent**	
	El año que viene voy a España = 2 for communication (but see also B (i) for further information)	(*voy* receives a tick for verb)
(ii)	**For 2 communication marks: accept the use of a Future when a Conditional would be correct and vice versa**	
(iii)	**For 2 communication marks: accept a 'phonetic version' of the correct time frame**	
	He passado las vacaciones = 2 for communication *E pasado las vacaciones* = 2 for communication *Mi madre necessita mi ayuda* = 2 for communication *Nececito ir a la tienda* = 2 for communication *He apprendido mucho* = 2 for communication *Mi tía tienne un club* = 2 for communication *He organisado una fiesta* = 2 for communication *Boy a ir al centro* = 2 for communication	(*Empezó a juego* = 1 for communication – *juego* is not phonetic) *Yo quierro jugar al fútbol* = 0 for communication (doublé 'r' is not a phonetic rendering of single 'r') *Yo prefiero llavar los platos* = 0 for communication (double 'll' is not a phonetic rendering of single 'l')
(iv)	**For 2 communication marks: accept the use of any past tense when a past is required, even when a different past tense would be grammatically correct or appropriate**	
	Allow Perfect, Imperfect, Pluperfect or Preterite. Ignore inconsistency in the use of the Imperfect and Preterite if it occurs.	

Need a home tutor? Visit smiletutor.sg

© UCLES 2018

(v)	**Errors of accent: award 2 communication marks (eg *estuve alli* = 2, *tambien fue* = 2, *es fantastico* = 2), <u>except</u> in the following cases**	
	For 2 communication marks, **insist** on the accent on verbs which require it	*Yo comi* = 1 for communication (as an attempted preterite tense) *Esperabamos* = 1 for communication (as an attempted imperfect tense)
	For 2 communication marks, tolerate a grave accent for an acute accent	*Yo comì* = 2 for communication
(vi)	**In complex sentences, reward communication based on the verb in the subordinate clause and reward according to the normal rules (it is the information in the subordinate clause which fulfils the task)**	
	Mi amigo dijo que tenía dolor de cabeza = 2 for communication (in addition both verbs can receive a tick) *Mi amigo dice* (wrong tense) *que tenía dolor de cabeza* = 2 for communication (in addition second verb can receive a tick)	However, *Mi amigo dijo que tiene dolor de cabeza* = 1 for communication (see B (vii)) (in addition first verb can receive a tick) *Mi amigo dijo que él dolor de cabeza* = 0 for communication (no verb in subordinate clause) (first verb can receive a tick)
	Creía que estaba enfermo = 2 for communication (in addition both verbs receive a tick)	However: *Creía que llueve* = 1 for communication (see B (vii)) *Creía que tenía enfermo* = 0 for communication (see B (vii)) (In addition, in both cases, first verb can receive a tick)
(vii)	**Use of a verb in the indicative where a subjunctive would be expected: award 2 communication marks**	
	No creo que haya muchas personas allí = 2 for communication (plus both verbs receive a tick) *No creo que hay muchas personas allí* = 2 for communication (plus first verb receives a tick)	

Need a home tutor? Visit smiletutor.sg

© UCLES 2018

B QUESTIONS 2 AND 3: Where THE VERB IS APPROPRIATE IN THE MEANING IT CONVEYS but is flawed in the following ways, the message is partially conveyed, and 1 communication mark will be awarded.

(i)	**The candidate has produced a correct spelling of an inappropriate form/part/tense of an appropriate verb: award 1 communication mark**	
	He vender el libro = 1 for communication *La gente están contenta* = 1 for communication *Yo trabaje durante las vacaciones* = 1 for communication *Yo voy pasaré* = 1 for communication	No ticks are scored for these verbs
	Task: what do you want to eat for lunch? **Candidate writes:** *Quiero comeré la fruta* = 1 for communication	*Quiero* = tick for verb
	Task: what will you do next year? **Candidate writes:** *El año pasado voy a España* = 1 for communication *El año pasado voy a viajar en España* = 1 for communication *El año que viene yo iba a España* = 1 for communication *El año que viene me gusto jugar al tenis* = 1 for communication	…*voy a*… verb is not rewarded as there is no future context (eg *El año que viene*…) and there is discordance/confusion between the verb and the time indicator that the candidate has used …*voy a viajar*… scores 2 ticks for verbs (*voy a*, *viajar*) as the task requires a future and, despite the use of *pasado*, there is no doubt about the tense of the verb and the tense of the verb agrees with the tense that is required …*iba*… verb does not receive a tick …*me gusto*… verb does not receive a tick
	El año que viene yo vaya al centro = 1 for communication (*ir* is an appropriate verb, *vaya* is a form of the verb *ir* (subjunctive))	*El año que viene yo vaye al centro* = 0 for communication (*vaye* is not any part of the verb *ir*)

Need a home tutor? Visit smiletutor.sg

(ii)	**The candidate has produced a <u>phonetic</u> spelling of an <u>inappropriate</u> form/part/tense of an <u>appropriate</u> verb: award 1 communication mark**	
	Task: what did you enjoy doing on holiday? **Candidate writes:** *Me gustta el tenis* = 1 for communication (phonetic version of the incorrect tense (*me gusta*) of an appropriate verb)	*Me gutsa (el tenis) (gutsa* is not any form/part/tense (nor a phonetic version thereof) of the verb *gusta)*
	Task: what happened at school today? **Candidate writes:** *Apprendo mucho* = 1 for communication (phonetic version of an incorrect part/tense (*aprendo*) of an appropriate verb)	*Apriendo mucho* = 0 for communication (*apriendo* is not any form/part/tense (nor a phonetic version thereof) of the verb *aprender*)
(iii)	**Use of *ser* when *estar* would be correct and vice versa: award 1 communication mark**	
	Soy en acuerdo con el proyecto = 1 *Soy esperando tu carta* = 1 *Era con su hijo* = 1 *Mis hermanas son en la casa* = 1 *Estaba una experiencia maravillosa* = 1 *Estoy un buen estudiante* = 1 *Tu carta está interesante* = 1 *Estará una buena idea* = 1	

Need a home tutor? Visit smiletutor.sg

© UCLES 2018

(iv)	**Mis-use of *haber, hacer*, *tener* and *ser/estar* in idiomatic phrases/simple descriptions: award 1 communication mark**	
	Era/Estaba miedo = 1 *Era/Estaba sed* = 1 *Era/Estaba hambre* = 1 *Era/Estaba cinco años* = 1 *Estaba muy frío en mi casa* = 1 *¿Está playas cerca de tu ciudad?* = 1	(no tick for verb) (no tick for verb) (no tick for verb) (no tick for verb) (no tick for verb) (no tick for verb) **However:** *Ella es el pelo negro* = 0 *Tenía cansado* = 0 *Tenía enfermo* = 0

Need a home tutor? Visit smiletutor.sg

(v)	**The following commonly seen inappropriate usages: award 1 communication mark**	
	Accept for 1 mark *Miré un accidente* for *Vi un accidente* *Yo gusta la música* for *Me gusta la música* *Escuché un ruido* for *Oí un ruido* *En Madrid hay calor* for *En Madrid hace calor*	**Refuse** *Tenía un tiempo muy bueno* for *Lo pasé bien* *He mirado para mi chaqueta* for *He buscado mi chaqueta*
(vi)	**The following commonly seen mis-usages: award 1 communication mark**	
	Me gusto mi casa *Me prefiero los gatos* *Me vivo en el centro* *Me llamo es (Ana)*	*Me llama es (Ana)* = 0 as nothing of worth is communicated *Me llama (Ana)* when the candidate is trying to give his/her own name = 0
(vii)	**In complex sentences, consider the verb in the subordinate clause when awarding the mark for communication and reward according to the normal rules** (see also A (vi))	
	Mi amigo dijo que tiene dolor de cabeza = 1 for communication	The subordinate clause, *tiene dolor de cabeza,* contains an appropriate verb in the wrong time frame which is awarded 1 communication mark (in addition, first verb receives a tick)
	Creía que llueve = 1 for communication	The subordinate clause, *que llueve,* contains an appropriate verb in the wrong time frame which is awarded 1 communication mark according to the usual rules) (in addition, first verb receives a tick)

Need a home tutor? Visit smiletutor.sg

© UCLES 2018

C <u>QUESTIONS 2 AND 3</u>: Award 0 communication marks in the following cases.

(i)	**No attempt at a (real) verb = 0 for communication**	
	yo pie al instituto = 0 for communication *yo caminata mi perro* = 0 for communication *llove* = 0 for communication *yo prefier ir al colegio* = 0 for communication	
(ii)	**The verb attempted delivers a message different from the desired one = 0 for communication**	
	mi padre tiene profesor for *mi padre es profesor* = 0 for communication *llora* for *llueve* = 0 for communication	
(iii)	**The attempt at the verb is not a part/form of an appropriate verb or a phonetic rendition thereof = 0 for communication**	
	El año que viene yo viajer en el centro = 0 for communication (*viajer* is not any part of the verb *viajar*) *Yo buscé mis gafas* = 0 for communication (*buscé* is not any part of the verb *buscar*) *Me gutsa (el tenis)* = 0 for communication (*gutsa* is not any part of the verb *gustar*)	

Need a home tutor? Visit smiletutor.sg

© UCLES 2018

Cambridge International Examinations
Cambridge International General Certificate of Secondary Education

CANDIDATE NAME									
CENTRE NUMBER						CANDIDATE NUMBER				

9399665830 9

SPANISH **0530/41**

Paper 4 Writing **May/June 2018**

1 hour

Candidates answer on the Question Paper.

No Additional Materials are required.

READ THESE INSTRUCTIONS FIRST

Write your Centre number, candidate number and name in the spaces at the top of this page.
Write in dark blue or black pen.
Do not use staples, paper clips, glue or correction fluid.
DO **NOT** WRITE IN ANY BARCODES.

Answer **three** questions: Question **1**, Question **2 and** Question **3(a) or** Question **3(b) or** Question **3(c)**.

The number of marks is given in brackets [ ] at the end of each question or part question.

This syllabus is approved for use in England, Wales and Northern Ireland as a Cambridge International Level 1/Level 2 Certificate.

This document consists of **6** printed pages and **2** blank pages.

© UCLES 2018

Need a home tutor? Visit smiletutor.sg

BLANK PAGE

Need a home tutor? Visit smiletutor.sg

© UCLES 2018

Sección 1

1 Vas al mercado para comprar fruta y verduras.

Haz una lista **en español** de **8** frutas y verduras que compras.



Ejemplo:





Ejemplo: Lechuga

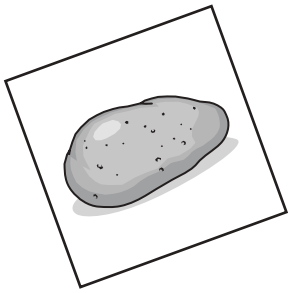

1 _____

2 _____

3 _____



4 _____



5 _____

6 _____



7 _____

8 _____





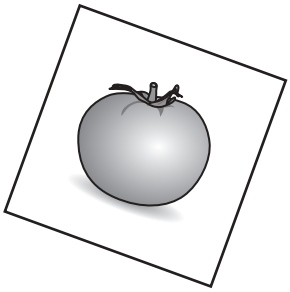

[Total: 5]

Need a home tutor? Visit smiletutor.sg

© UCLES 2018

[Turn over

2 Mi vida en el colegio

- ¿Cómo es tu colegio?
- ¿Qué ropa llevas en el colegio?
- ¿Qué haces durante el recreo?
- ¿Qué estudios vas a hacer en el futuro?

Debes escribir entre 80 y 90 palabras **en español**.

.....

.....

.....

.....

.....

.....

.....

.....

.....

.....

.....

.....

.....

.....

[Total: 15]

Need a home tutor? Visit smiletutor.sg

Dar la vuelta para la Sección 2.

Need a home tutor? Visit smiletutor.sg

Sección 2

3 Elige **uno** de estos temas.

Debes escribir entre 130 y 140 palabras en español.

(a) Recientemente pasaste un día en una ciudad en tu país.

Escribe un e-mail a tu amigo/amiga español(a).

- ¿A qué ciudad fuiste?
- ¿Qué lugares de interés visitaste en la ciudad?
- ¿Cuál es tu opinión de esa ciudad?
- ¿Cuándo piensas hacer otra excursión?
- Invita a tu amigo/amiga a hacer la próxima excursión contigo.

O

(b) La lectura

Escribe un artículo sobre este tema.

- ¿Dónde lees normalmente?
- ¿Cuántas horas pasaste leyendo la semana pasada?
- ¿Qué tipo de libros leías cuando eras niño/niña?
- ¿Quién es tu escritor/escritora preferido/a?
- Explica por qué (no) te gusta recibir libros como regalo.

O

(c) "La semana pasada fui a una ceremonia donde recibí un premio al mejor póster…"

Continúa la historia.

- ¿Cuál fue el tema del póster?
- ¿Por qué piensas que tu póster ganó?
- Cuenta lo que pasó durante la ceremonia cuando te dieron el premio.
- ¿Cómo te sentiste al recibir el premio?
- ¿Qué vas a hacer con el premio?

Need a home tutor? Visit smiletutor.sg

© UCLES 2018

ESCRIBE TU RESPUESTA A LA PREGUNTA 3 AQUÍ

[Total: 30]

Need a home tutor? Visit smiletutor.sg

BLANK PAGE

Permission to reproduce items where third-party owned material protected by copyright is included has been sought and cleared where possible. Every reasonable effort has been made by the publisher (UCLES) to trace copyright holders, but if any items requiring clearance have unwittingly been included, the publisher will be pleased to make amends at the earliest possible opportunity.

To avoid the issue of disclosure of answer-related information to candidates, all copyright acknowledgements are reproduced online in the Cambridge International Examinations Copyright Acknowledgements Booklet. This is produced for each series of examinations and is freely available to download at www.cie.org.uk after the live examination series.

Cambridge International Examinations is part of the Cambridge Assessment Group. Cambridge Assessment is the brand name of University of Cambridge Local Examinations Syndicate (UCLES), which is itself a department of the University of Cambridge.

Need a home tutor? Visit smiletutor.sg

Cambridge Assessment International Education
Cambridge International General Certificate of Secondary Education

SPANISH **0530/42**

Paper 4 Writing **May/June 2018**

MARK SCHEME

Maximum Mark: 50

Published

This mark scheme is published as an aid to teachers and candidates, to indicate the requirements of the examination. It shows the basis on which Examiners were instructed to award marks. It does not indicate the details of the discussions that took place at an Examiners' meeting before marking began, which would have considered the acceptability of alternative answers.

Mark schemes should be read in conjunction with the question paper and the Principal Examiner Report for Teachers.

Cambridge International will not enter into discussions about these mark schemes.

Cambridge International is publishing the mark schemes for the May/June 2018 series for most Cambridge IGCSE™, Cambridge International A and AS Level and Cambridge Pre-U components, and some Cambridge O Level components.

IGCSE™ is a registered trademark.

This syllabus is approved for use in England, Wales and Northern Ireland as a Cambridge International Level 1/Level 2 Certificate.

© UCLES 2018

Need a home tutor? Visit smiletutor.sg

PUBLISHED

Generic Marking Principles

These general marking principles must be applied by all examiners when marking candidate answers. They should be applied alongside the specific content of the mark scheme or generic level descriptors for a question. Each question paper and mark scheme will also comply with these marking principles.

GENERIC MARKING PRINCIPLE 1:

Marks must be awarded in line with:

- the specific content of the mark scheme or the generic level descriptors for the question
- the specific skills defined in the mark scheme or in the generic level descriptors for the question
- the standard of response required by a candidate as exemplified by the standardisation scripts.

GENERIC MARKING PRINCIPLE 2:

Marks awarded are always **whole marks** (not half marks, or other fractions).

GENERIC MARKING PRINCIPLE 3:

Marks must be awarded **positively**:

- marks are awarded for correct/valid answers, as defined in the mark scheme. However, credit is given for valid answers which go beyond the scope of the syllabus and mark scheme, referring to your Team Leader as appropriate
- marks are awarded when candidates clearly demonstrate what they know and can do
- marks are not deducted for errors
- marks are not deducted for omissions
- answers should only be judged on the quality of spelling, punctuation and grammar when these features are specifically assessed by the question as indicated by the mark scheme. The meaning, however, should be unambiguous.

GENERIC MARKING PRINCIPLE 4:

Rules must be applied consistently e.g. in situations where candidates have not followed instructions or in the application of generic level descriptors.

Need a home tutor? Visit smiletutor.sg

© UCLES 2018

GENERIC MARKING PRINCIPLE 5: Marks should be awarded using the full range of marks defined in the mark scheme for the question (however; the use of the full mark range may be limited according to the quality of the candidate responses seen).
GENERIC MARKING PRINCIPLE 6: Marks awarded are based solely on the requirements as defined in the mark scheme. Marks should not be awarded with grade thresholds or grade descriptors in mind.

Need a home tutor? Visit smiletutor.sg

© UCLES 2018

1 General Marking Principles

1.1 Crossing out:

(a)	If a candidate changes his/her mind over an answer and crosses out an attempt, award a mark if the final attempt is correct.
(b)	If a candidate crosses out an answer to a whole question but makes no second attempt at it, mark the crossed out work.

1.2 For Questions 2 and 3, if the candidate has written an answer in the space provided for that purpose, you should ignore anything written anywhere else, unless:

(a)	there is an indication from the candidate that other material should be considered.
(b)	the candidate has continued their answer outside the space provided.
(c)	there is no answer in the space provided.

1.3 Annotation used in the Mark Scheme:

(a)	tc = 'tout court' and means that on its own the material is not sufficient to score the mark.
(b)	BOD = benefit of the doubt and is used to indicate that the Examiner has considered the answer/that part of the answer and judged it to be more correct than incorrect: the benefit of the doubt is given to the candidate and the mark is awarded.

Need a home tutor? Visit smiletutor.sg

© UCLES 2018

1.4 No response and '0' marks

There is a NR (No Response) option in **RM Assessor**.

Award NR (No Response):
If there is nothing written at all in the answer space or
If there is only a comment which does not in any way relate to the question being asked (e.g. 'can't do' or 'don't know') or
If there is only a mark which isn't an attempt at the question (e.g. a dash, a question mark).

Award 0:
If there is any attempt that earns no credit. This could, for example, include the candidate copying all or some of the question, or any working that does not earn any marks, whether crossed out or not.

1.5 **Optional questions**: You must mark all questions attempted by the candidate. Where a question has not been attempted then NR must be entered. (For Question 3 only, after marking the question(s) the candidate has answered, NR is populated automatically when you click on 'Complete'.) Where the candidate attempts more than one of the alternatives in Question 3, RM Assessor will automatically only aggregate the candidate's best result.

Need a home tutor? Visit smiletutor.sg

© UCLES 2018

Question	Answer	Marks

Question 1

Candidates are required to list 8 items in Spanish. Read all of the items that the candidate has listed and award marks as follows:

(i) Select the most correct items up to a maximum of 5. Award 1 mark for each correct item up to a maximum of 5. Stop ticking once 5 items have been rewarded.

(ii) On Question 1, award marks for items wherever the candidate has written them.

(iii) **If the candidate offers more than one word per line, award a mark for each acceptable item** (e.g. where a candidate has linked two words as in *cepillo de dentífrica* = 1 tick; however *cepillo y dentífrica* (candidate intends this as two items) = 2 ticks).

(iv) The pictures provided on the question paper are only suggestions.

(v) Mark for communication. Tolerate inaccuracies, provided the message is clear. Ignore any definite / indefinite article, possessive adjective, etc. Ignore any verbs.

(vi) If spelling is questionable, start by referring to the detailed mark scheme. Refer to the bullet points below if no decision on the spelling you have encountered is recorded there.
- 'If in doubt, sound it out': if you read what the candidate has written, does it sound like the correct answer?
- Look-alike test: does what the candidate has written look like the correct answer, e.g. one letter missing but no other word created.
- If the first part of the word is correct, small errors in what comes next are less likely to impede communication (unless they suggest another meaning).
- Where letters are transposed, the word is likely to communicate (unless another word has been created).

(vii) Once marking proper starts, if there are five clearly acceptable items, award marks wherever these are in the list. This approach may allow questionable versions to be ignored.

(viii) Refuse all nouns which are repeated and which do not have a separate meaning:
- *pantalones, pantalones cortos*: award one mark to each item
- *pantalones pequeños, pantalones azules*: award one mark for the first *pantalones*

(ix) Reject misspelt words which suggest a word with a quite different meaning. Where nouns are usually plural, accept the singular and vice versa.

Need a home tutor? Visit smiletutor.sg

© UCLES 2018

Question	Answer	Marks
1	**Preparas unos bocadillos. Haz una lista en español de 8 cosas que necesitas para preparar los bocadillos.** **Refuse** lechuga as it was the example. **Refuse** bocadillo / crema / leche / fresa, etc.	**5**

ACCEPT	ACCEPT	REFUSE
aceite		
atún		tuna
carne		
cuchillo		
ensalada		salada
huevo		juevos
jamón	hamon / hamón	jambon
mantequilla		
pan / tostada		
papas fritas		
pescado		pez
pimienta		
plato		plata
pollo		
queso		
sal		
salami / salame		
salsa		ketchup
tomate	tomata / tomato	

Total for Question 1: 5 marks

Need a home tutor? Visit smiletutor.sg

© UCLES 2018

Question	Answer	Marks
Question 2 Candidates are required to answer the question. Read the whole answer and award marks as follows: • **Communication: award a mark out of 10, according to the instructions in 2.1.** • **Language: award a mark out of 5, according to the instructions in 2.2.**		

Need a home tutor? Visit smiletutor.sg

Question	Answer	Marks
2	***Mis pasatiempos*** **2.1: Award a mark out of 10 for Communication** (i) Place the appropriate 'numbered' tick as close as possible to each relevant communication point in the body of the answer. (ii) Award ticks flexibly across the tasks for each piece of relevant information conveyed, up to a maximum of 10. HOWEVER, each of the tasks must be covered to get the 10 communication marks: • If 1 of the tasks is missing, the maximum communication mark is 9. • If 2 of the tasks are missing, the maximum communication mark is 8 (and so on). (iii) Add up the ticks to give a mark out of 10 for Communication. (iv) For COMMUNICATION • **Look for a verb (finite or infinitive) before awarding a mark.** Lists without a verb will not score. • **See Appendix II for rules on how to decide whether a verb is accurate enough** to convey meaning. • **For language other than verbs, use 'rules' in Question 1**: look alike, sound alike, etc. • **Misplaced adjectives, negatives and adverbs will not usually compromise communication.** (v) LISTS = a maximum of 3 marks for communication: lists of 1–3 items = 1 mark; lists of 4 items = 2 marks; lists of 5–6 items = 3 marks • *Ella es alta y delgada y grande y nerviosa.* (*1 verb, therefore treat as list of 4 items: place one tick over 'grande' (third item in list) and another tick over 'nerviosa' (fourth item in list*)) • *Ella es alta. Es delgada. Tiene el pelo moreno.* (*3 verbs therefore each piece of information can score a separate communication mark*) (vi) Only reward each piece of information once, e.g. *es fantástica* cannot score both as description and reason for liking; *es fantástica y sus clases son fantásticas* can both be rewarded as *fantástica(s)* describes different nouns; *ella me ayuda a hacer mis deberes* and *me ayuda todos los días* can both be rewarded as they each contain a different extra detail (*a hacer mis deberes* and *todos los días)*. (vii) Do not penalise factual errors. (viii) What the candidate writes may not follow the order of the tasks on the question paper – this is fine.	**15**

Need a home tutor? Visit smiletutor.sg

<table>
<tr><th>Question</th><th>Answer</th><th>Marks</th></tr>
<tr><td>2</td><td>
<table>
<tr><th>Tick</th><th>Accept</th></tr>
<tr><td>✓1</td><td>¿Cuál es tu pasatiempo favorito?

REWARD any statement relating to the candidate’s favourite hobby</td></tr>
<tr><td>✓2</td><td>¿Qué otras cosas haces en tu tiempo libre?

REWARD any statement relating to the candidate’s other hobbies/pastimes</td></tr>
<tr><td>✓3</td><td>¿Qué no te gusta hacer en tu tiempo libre? ¿Por qué?

REWARD any statement relating to what the candidate doesn’t like to do in his/her spare time

REWARD any reason why the candidate doesn’t like to do the activity mentioned</td></tr>
<tr><td>✓4</td><td>¿Qué nueva actividad te gustaría hacer en el futuro?

REWARD any statement relating to what new activity the candidate would like to do in future</td></tr>
</table>
</td><td></td></tr>
</table>

Need a home tutor? Visit smiletutor.sg

<table>
<tr><th>Question</th><th>Answer</th><th>Marks</th></tr>
<tr><td>2</td><td>

2.2: Award a mark out of 5 for Language

Award a mark out of 5 for Language*, according to the Grade descriptors in the table below (see *Note on using mark schemes with Grade descriptors* (Appendix I)).

Grade descriptors for Language (Question 2)

<table>
<tr><td>5</td><td>Straightforward vocabulary and structure.
The style of writing is basic, but reasonably coherent.
Use of a limited range of verbs, generally successful.
More accuracy than inaccuracy.</td></tr>
<tr><td>4</td><td>Basic vocabulary and structure.
Some awareness of verb usage, but inconsistent.
The writing is sufficiently accurate for meaning to be conveyed.</td></tr>
<tr><td>3</td><td>Very basic vocabulary and structure.
Little awareness of verb usage (e.g. infinitives regularly used instead of finite verbs).
Despite regular errors, the writing often conveys some meaning.</td></tr>
<tr><td>2</td><td>A few phrases or short sentences are accurate enough to be comprehensible. Very simple sentence structure.</td></tr>
<tr><td>1</td><td>Disjointed words or short phrases, one or two of them accurate enough to be comprehensible.</td></tr>
<tr><td>0</td><td>One or two disjointed words or short phrases may be recognisable.</td></tr>
</table>

*Consider the whole answer when awarding mark for language

Total for Communication: 10 marks
Total for Language: 5 marks
Total for Question 2: 15 mark

</td><td></td></tr>
</table>

Need a home tutor? Visit smiletutor.sg

Question	Answer	Marks

Question 3

Candidates answer 1 question from a choice of 3. Read the whole answer and award marks as follows:

- **Communication: award a mark out of 10, according to the instructions in 3.1.**
- **Language: award a mark out of 8 for Verbs, according to the instructions in 3.2.**
  award a mark out of 12 for Other linguistic features, according to the instructions in 3.3.

For question-specific guidance, see later in this mark scheme.

3.1: Award a mark out of 10 for Communication

(i) There are 5 relevant communication points per question, each worth a maximum of 2 marks.

(ii) For each relevant communication point, use the appropriate numbered tick and place up to 2 of these ticks as close as possible to each relevant communication point (in the body of the answer).

2 ticks	Message clearly communicated. Minor errors (adjective endings, use of prepositions etc.) are tolerated.
1 tick	Communication of some meaning is achieved, but the message may be ambiguous or incomplete.
0 ticks	Nothing of worth communicated.

(iii) **Look for a verb (finite or infinitive) before awarding a mark for communication.** See Appendix II for rules on how to decide whether a verb is accurate enough to convey meaning.

(iv) Add up the ticks to give a mark out of 10 for Communication.

Need a home tutor? Visit smiletutor.sg

© UCLES 2018

Question	Answer	Marks

3.2: Award a mark out of 8 for accurate use of Verbs

When awarding ticks for Verbs, please refer back to the question in order to establish which tense is appropriate for the response. **For question-specific guidance, see later in this mark scheme.**

(i) Place a tick above the **first** occurrence of each correct verb, up to a maximum of 18 ticks (details of how to award ticks are provided below).
(ii) Place the tick so that it does not obscure the accent/tilde.
(iii) Convert the total number of ticks to a mark out of 8 using the Conversion table below.

Conversion table for accurate use of Verbs (Question 3)

Number of ticks	Mark
18+	8
16,17	7
14,15	6
12,13	5
10,11	4
8,9	3
6,7	2
4,5	1
0,1,2,3	0

Need a home tutor? Visit smiletutor.sg

© UCLES 2018

Question	Answer	Marks

How to award ticks for accurate use of Verbs (Question 3):

(a) Subject (noun or pronoun) + any finite verb

- **both subject and verb must be correct for the verb to score a tick**
- **verb must be in the appropriate tense to score a tick**
- **accents on verbs must be correct in order for a tick to be awarded**
- **do not tick verbs contained in the 'letter etiquette': appropriate beginnings and endings to letters are considered for reward under Other linguistic features.**

Tick	No tick	Note
Yo soy (✓)		
He hecho (✓)		
Los profesores son (✓) amables	Los professores son amables (*no tick*)	incorrect subject means tick cannot be awarded for verb

Use of gerund

Tick	No tick	Note
Estoy escribiendo (✓)		Continuous forms of *estar* and gerund are awarded 1 tick
Llevo (✓) dos años estudiando (✓)		Use of gerund other than in continuous form of verb using *estar* = 2 ticks

With direct and indirect object pronouns

Tick	No tick	Note
Juan lo vio (✓)		

Need a home tutor? Visit smiletutor.sg

© UCLES 2018

Question	Answer	Marks

Reflexive/passive

Tick	No tick	Note
Él se levanta (✓)	Él levantase (*no tick*)	
Ella se ha cortado (✓)		
La puerta estaba (✓) abierta		
Yo me lavo (✓) las manos	Yo me lavo (*no tick*) el coche	*lavar* should not be used reflexively in this statement

Impersonal verbs such as *gustar*, *quedar*, *faltar*, etc.

Tick	No tick	Note
Me gusta (✓) leer (✓)		
Me gusto *(no tick)* leer (✓)		
Me quedan (✓) diez euros		

Impersonal *se*

Tick	No tick	Note
Se puede (✓)		
Se habla español (✓)		

Impersonal

Hay (✓) patatas		
Es (✓) interesante		

With negative

Tick	No tick	Note
No comen (✓)		

Need a home tutor? Visit smiletutor.sg

© UCLES 2018

Question	Answer	Marks

Sequence of tenses

Tick	No tick	Note
Fui (✓) al cine y me gustó (✓) la película	Fui (✓) al cine y me gustaría *(no tick)* la película	If sequence is incorrect, **both** verbs cannot be rewarded

Single auxiliary with multiple past participles

Sing		
Tick	**No tick**	**Note**
Hemos cantado (✓) y bailado (✓)		Hemos cantado = tick 1; Hemos bailado = tick 2

Verb which requires preposition

Tick	No tick	Note
Ayudo (✓) a lavar (✓) el coche		
Ayudo (✓) lavar el coche		preposition is required for *lavar* to be awarded a tick
Ayudo (✓) con lavar el coche		incorrect use of *con* means that *lavar* cannot receive a tick

Verb which requires personal *a*

Tick	No tick	Note
Veo (✓) a mi amigo	Veo *(no tick)* mi amigo	personal *a* is required for *veo* to be awarded a tick

Correct verb within meaningless statement

Tick	No tick	Note
El camino es (✓) largo	El camino es (*no tick*) inteligente	Do not reward correct verb in a meaningless statement

(b) Imperative

Tick	No tick	Note
¡Ven! (✓)		
¡Oiga! (✓)		

Need a home tutor? Visit smiletutor.sg

Question	Answer	Marks

(c) Interrogative

Tick	No tick	Note
¿Vienes? (✓) / Vienes. (✓)		question mark not required for mark to be awarded
(¿)Vas (✓) a venir(?) (✓)		
(¿)Cómo estás(?) (✓)		

(d) Infinitive

Tick	No tick	Note
Quiero (✓) salir (✓)		
No quiera (*no tick*) salir (✓)		
Quiero (✓) salire (*no tick*)		
Voy a (✓) estudiar (✓)		
Empecé a (✓) llorar (✓)		
Empecé *(no tick)* llorar (✓)		

(e) Participle (past or present)

Tick	No tick	Note
Terminado el programa (✓)		
Siendo estudiante (✓)		

(f) Reward only the first occurrence of a verb, e.g.

- Me gusta (✓) la natación. También me gusta (*no tick*) el tenis
- Me gusta (✓) la natación. No me gusta (*no tick*) el tenis

However,

- Yo prefiero (✓) la natación y mi hermano prefiere (✓) el tenis – 2 different persons of the verb
- Mi hermano prefiere (✓) la natación y mi hermana prefiere (*no tick*) el tenis – both third person usage
- Esta tarde mi amigo puede (✓) jugar (✓) al fútbol. En mi ciudad se puede *(no tick)* nadar (✓) – puede is in the third person singular in both sentences, so scores the first time but not the second time

Need a home tutor? Visit smiletutor.sg

Question	Answer	Marks

3.3: Award a mark out of 12 for Other linguistic features

(i) Award a mark out of 12 for Other linguistic features, according to the Grade descriptors in the table below (please see Note on using mark schemes with Grade descriptors (Appendix I)).

(ii) Use the highlighter marking tool to highlight the first new use of any correct usage. Use the highlighter marking tool to underline a creditable attempt at a structure. This annotation is intended to help you arrive at an appropriate mark. Therefore, the kinds of things you highlight/underline will vary according to the quality of work, e.g. for a mark of 7/8 to be awarded the assumption is that 'spelling of common words, genders, adjectival agreements and basic prepositions are almost always correct' so annotation will focus on the degree of success with more complex language.

(iii) Consider the extent to which the following are used correctly and appropriately when assessing the candidate's control of structures:
- Subordinate clauses, including porque and que (relative pronouns). Indirect or reported speech (dijo que, creo que). Time clauses with cuando, mientras que etc. and si (= if)
- Object pronouns (me ha dicho; me lo dio) and 'strong' pronouns
- Conjunctions other than *y* and linking words (e.g. sin embargo, por lo tanto, por eso)
- Prepositions – Time, Place etc.
- Negatives
- Adverbs
- Use of por and para
- Adjectives, including possessives and demonstratives. Also comparatives and superlatives
- Expressions of quantity
- Appropriate use of *politesses* in the letter.

Need a home tutor? Visit smiletutor.sg

© UCLES 2018

Question	Answer	Marks

Grade descriptors for Other linguistic features (Question 3)

11–12	• Uses a wide range of structures effectively; produces longer, fluent sentences with ease. • Highly accurate at this level, though not necessarily faultless. • Makes effective use of a wide range of vocabulary fully appropriate to the task.
9–10	• Attempts a range of structures with a good degree of success. • More complex language usually error-free^^. • Uses a variety of relevant vocabulary at this level.
7–8	• In control of simple structures. Varied success with more complex structures. • Accuracy is fairly consistent throughout*. Errors may occur when more ambitious language is attempted. • Has sufficient vocabulary to add some interest to the writing.
5–6	• Attempts more than basic structures. • On balance, the work is more accurate than inaccurate. • Straightforward vocabulary relevant to the task.
3–4	• Reliant on basic structures. • Some examples of correct language. Meaning usually conveyed. • Basic vocabulary.
1–2	• A few phrases or short sentences are accurate enough to be comprehensible. Very simple sentence structure.
0	• One or two disjointed words or short phrases may be recognisable.

^^subordinate clauses, linking words, object pronouns, comparative adjectives/adverbs, strong negatives usually error free.
*spelling of common words, genders, adjectival agreements and basic prepositions are almost always correct.

Total for Communication: 10 marks
Total for Verbs: 8 marks
Total for Other linguistic features: 12 marks
Total for Question 3: 30 marks

Need a home tutor? Visit smiletutor.sg

© UCLES 2018

<table>
<tr><th>Question</th><th>Answer</th><th>Marks</th></tr>
<tr><td>3(a)</td><td>

La semana pasada fuiste a la boda de tu primo/prima. Escribe un e-mail a tu amigo/amiga español(a).

3.1: Award a mark out of 10 for Communication – see generic guidance above

<table>
<tr><th>Tick</th><th>Accept</th><th>Mark</th></tr>
<tr><td>✓1</td><td>¿Cómo se celebró la boda? (por ejemplo: el lugar, la ceremonia, la comida)

Insist on past tense

Accept any statement relating to how the wedding was celebrated, e.g. place, ceremony details, details of the food/the party/the guests, etc.</td><td>2</td></tr>
<tr><td>✓2</td><td>¿Qué regalo compraste para los novios?

Insist on past tense

Accept any statement relating to what the candidate bought as a present</td><td>2</td></tr>
<tr><td>✓3</td><td>Explica por qué elegiste ese regalo.

Expect opinions/emotions
Do not insist on past tense

Accept any reason why the candidate chose that particular gift</td><td>2</td></tr>
<tr><td>✓4</td><td>¿Qué ropa te gusta llevar para una boda?

Accept any statement relating to what the candidate likes to wear at weddings</td><td>2</td></tr>
<tr><td>✓5</td><td>¿Qué piensas de las celebraciones en familia?

Expect opinions/emotions

Accept any statement relating to what the candidate thinks of family celebrations</td><td>2</td></tr>
</table>

</td><td>30</td></tr>
</table>

Need a home tutor? Visit smiletutor.sg

<table>
<tr><th>Question</th><th>Answer</th><th>Marks</th></tr>
<tr><td>3(a)</td><td>

3.2: Award a mark out of 8 for accurate use of Verbs – see generic guidance above

<table>
<tr><th>Communication point</th><th>For Verbs, accept:</th></tr>
<tr><td>1</td><td>Preterite/Perfect/Imperfect (depending on the context)</td></tr>
<tr><td>2</td><td>Preterite/Perfect/Imperfect (depending on the context)</td></tr>
<tr><td>3</td><td>Present/Preterite/Perfect /Imperfect/Future/Conditional (depending on the context)</td></tr>
<tr><td>4</td><td>Present/Preterite/Future (depending on context)</td></tr>
<tr><td>5</td><td>Present/Preterite/Perfect/Imperfect/Future (depending on context)</td></tr>
</table>

3.3: Award a mark out of 12 for Other linguistic features – see generic guidance above

</td><td></td></tr>
</table>

Need a home tutor? Visit smiletutor.sg

© UCLES 2018

<table>
<tr><th>Question</th><th>Answer</th><th>Marks</th></tr>
<tr><td>3(b)</td><td>

El medio ambiente. Escribe un artículo sobre este tema.

3.1: Award a mark out of 10 for Communication – see generic guidance above

<table>
<tr><th>Tick</th><th>Accept</th><th>Mark</th></tr>
<tr><td>✓1</td><td>¿Cuál es el problema más grave del medio ambiente?

Accept any statement relating to what the candidate thinks the most serious environmental problem is</td><td>2</td></tr>
<tr><td>✓2</td><td>Recientemente, ¿qué has hecho tú para ayudar al medio ambiente?

Insist on past tense

Accept any statement relating to what the candidate has done recently to help the environment</td><td>2</td></tr>
<tr><td>✓3</td><td>En tu opinión, ¿qué más podría hacer tu colegio para proteger el medio ambiente?

Expect opinions/emotions

Accept any statement relating to what more the candidate’s school could do to save the environment</td><td>2</td></tr>
<tr><td>✓4</td><td>¿Cómo viajaste al colegio esta mañana?

Insist on past tense

Accept any statement relating to how the candidate arrived at school this morning</td><td>2</td></tr>
<tr><td>✓5</td><td>¿Qué piensas de la idea de vivir en una ciudad sin coches?

Expect opinions/emotions

Accept any statement relating to what the candidate thinks of the idea of living in a car-free city</td><td>2</td></tr>
</table>

</td><td>**30**</td></tr>
</table>

Need a home tutor? Visit smiletutor.sg

<table>
<tr><th>Question</th><th>Answer</th><th>Marks</th></tr>
<tr><td>3(b)</td><td>

3.2: Award a mark out of 8 for accurate use of Verbs – see generic guidance above

<table>
<tr><th>Communication point</th><th>For Verbs, accept:</th></tr>
<tr><td>1</td><td>Present/Future/Conditional (depending on context)</td></tr>
<tr><td>2</td><td>Preterite/Perfect/Imperfect (depending on context)</td></tr>
<tr><td>3</td><td>Present/Future/Conditional (depending on context)</td></tr>
<tr><td>4</td><td>Preterite/Perfect/Imperfect (depending on context)</td></tr>
<tr><td>5</td><td>Present/Future/Conditional/Preterite/Perfect/Imperfect (depending on context)</td></tr>
</table>

3.3: Award a mark out of 12 for Other linguistic features – see generic guidance above

</td><td></td></tr>
</table>

Need a home tutor? Visit smiletutor.sg

© UCLES 2018

<table>
<tr><th>Question</th><th>Answer</th><th>Marks</th></tr>
<tr><td>3(c)</td><td>

'Había perdido a mi gato. No sabía qué hacer…'

3.1: Award a mark out of 10 for Communication – see generic guidance above

<table>
<tr><th>Tick</th><th>Accept</th><th>Mark</th></tr>
<tr><td>✓1</td><td>¿Qué estabas haciendo cuando te diste cuenta de que el gato no estaba?

Insist on past tense

Accept any statement relating to what the candidate was doing when s/he realised that the cat was missing</td><td>2</td></tr>
<tr><td>✓2</td><td>En ese momento, ¿cómo te sentiste?

Expect opinions/emotions
Insist on past tense

Accept any statement relating to how the candidate felt when s/he realised that the cat was missing</td><td>2</td></tr>
<tr><td>✓3</td><td>¿Qué hiciste para encontrar a tu gato?

Insist on past tense

Accept any statement relating to what the candidate did to find the cat</td><td>2</td></tr>
<tr><td>✓4</td><td>Al final, ¿dónde estaba el gato cuando lo encontraste?

Insist on past tense

Accept any statement relating to where the cat was eventually found</td><td>2</td></tr>
<tr><td>✓5</td><td>¿Cuál fue tu reacción al encontrar al gato?

Expect opinions/emotions
Insist on past tense

Accept any statement relating to how the candidate felt upon finding the cat</td><td>2</td></tr>
</table>

</td><td>**30**</td></tr>
</table>

Need a home tutor? Visit smiletutor.sg

<table>
<tr><th>Question</th><th>Answer</th><th>Marks</th></tr>
<tr><td>3(c)</td><td>

3.2: Award a mark out of 8 for accurate use of Verbs – see generic guidance above

<table>
<tr><th>Communication point</th><th>For Verbs, accept:</th></tr>
<tr><td>1</td><td>Imperfect/Perfect/Preterite (depending on context)</td></tr>
<tr><td>2</td><td>Present/Imperfect/Perfect /Preterite (depending on context)</td></tr>
<tr><td>3</td><td>Imperfect/Perfect/Preterite (depending on context)</td></tr>
<tr><td>4</td><td>Imperfect/Perfect/Preterite (depending on context)</td></tr>
<tr><td>5</td><td>Imperfect/Perfect/Preterite (depending on context)</td></tr>
</table>

3.3: Award a mark out of 12 for Other linguistic features – see generic guidance above

</td><td></td></tr>
</table>

Need a home tutor? Visit smiletutor.sg

© UCLES 2018

Appendix I

Note on using mark schemes with Grade descriptors

It is important that you award marks positively. In order to ensure that you reward achievement rather than penalise failure or omissions, you should start at the bottom of the mark scheme and work upwards through the descriptors when awarding marks.

You should adopt a 'best fit' approach. You must select the set of descriptors provided in the mark scheme that most closely describes the quality of the work being marked. As you work upwards through the mark scheme, you will eventually arrive at a set of descriptors that fits the candidate's performance. When you reach this point, you should always then check the descriptors in the band above to confirm whether or not there is just enough evidence to award a mark in the higher band.

For example, when marking Question 3 you may find that a candidate uses a variety of relevant vocabulary but has varied success with more complex structures. In such cases, you will need to award a mark that takes into account both the strengths and weaknesses of the piece of work.

To select the most appropriate mark within each set of descriptors, use the following guidance:

- If most of the descriptors fit the piece (and after you have considered the band above), award the top mark in the band.
- If there is just enough evidence (and you had perhaps been considering the band below), award the lowest mark in the band.

Note on irrelevant material

In the case of a deliberately evasive answer which consists entirely of irrelevant material exploited in defiance of the rubric, a score of 0 is given. This is extremely rare.

A genuine attempt to answer the question which fails due to a misunderstanding of the rubric will normally lose Communication marks but will score for Language. You should consult your Team Leader.

Need a home tutor? Visit smiletutor.sg

© UCLES 2018

Appendix II: Communication – Rules on how to decide whether a verb is accurate enough to convey meaning

Communication

- an attempt at a verb is required for any communication mark to be awarded
- for QUESTION 2, candidates score 1 or 0 marks for each piece of relevant information they communicate. For a sentence/phrase to be considered for the award of a mark for communication, the verb must meet or go beyond the criteria outlined in B
- for QUESTION 3, candidates score 2, 1 or 0 marks for communicating each task. For the criteria the verb must fulfil in order for a sentence/phrase to be considered for the award of 2 marks for communication, see A below. For the criteria the verb must fulfil for a sentence/phrase to be considered for the award of 1 mark for communication, see B below.
- where a verb fits the criteria for C, the mark for communication is 0
- although some allowances are made for faulty verbs when awarding COMMUNICATION marks (see below); in order for a verb to score a LANGUAGE tick, it must be correct
- 'ticks' for communication are to be placed just above the end of the qualifying sentence/phrase

Need a home tutor? Visit smiletutor.sg

© UCLES 2018

A <u>QUESTION 3 ONLY</u>: Where <u>THE VERB IS APPROPRIATE IN THE MEANING IT CONVEYS AND THE TIME FRAME IS APPROPRIATE</u>, 2 communication marks are awarded in the following cases.

(i)	**For 2 communication marks: accept a Present where a Future context is apparent**	
	El año que viene voy a España = 2 for communication (but see also B (i) for further information)	(*voy* receives a tick for verb)
(ii)	**For 2 communication marks: accept the use of a Future when a Conditional would be correct and vice versa**	
(iii)	**For 2 communication marks: accept a 'phonetic version' of the correct time frame**	
	He passado las vacaciones = 2 for communication *E pasado las vacaciones* = 2 for communication *Mi madre necessita mi ayuda* = 2 for communication *Nececito ir a la tienda* = 2 for communication *He apprendido mucho* = 2 for communication *Mi tía tienne un club* = 2 for communication *He organisado una fiesta* = 2 for communication *Boy a ir al centro* = 2 for communication	(*Empezó a juego* = 1 for communication – *juego* is not phonetic) *Yo quierro jugar al fútbol* = 0 for communication (doublé 'r' is not a phonetic rendering of single 'r') *Yo prefiero llavar los platos* = 0 for communication (double 'll' is not a phonetic rendering of single 'l')
(iv)	**For 2 communication marks: accept the use of any past tense when a past is required, even when a different past tense would be grammatically correct or appropriate**	
	Allow Perfect, Imperfect, Pluperfect or Preterite. Ignore inconsistency in the use of the Imperfect and Preterite if it occurs.	

Need a home tutor? Visit smiletutor.sg

© UCLES 2018

(v)	**Errors of accent: award 2 communication marks (eg *estuve alli* = 2, *tambien fue* = 2, *es fantastico* = 2), <u>except</u> in the following cases**	
	For 2 communication marks, **insist** on the accent on verbs which require it	*Yo comi* = 1 for communication (as an attempted preterite tense) *Esperabamos* = 1 for communication (as an attempted imperfect tense)
	For 2 communication marks, tolerate a grave accent for an acute accent	*Yo comì* = 2 for communication
(vi)	**In complex sentences, reward communication based on the verb in the subordinate clause and reward according to the normal rules (it is the information in the subordinate clause which fulfils the task)**	
	Mi amigo dijo que tenía dolor de cabeza = 2 for communication (in addition both verbs can receive a tick) *Mi amigo dice* (wrong tense) *que tenía dolor de cabeza* = 2 for communication (in addition second verb can receive a tick)	However, *Mi amigo dijo que tiene dolor de cabeza* = 1 for communication (see B (vii)) (in addition first verb can receive a tick) *Mi amigo dijo que él dolor de cabeza* = 0 for communication (no verb in subordinate clause) (first verb can receive a tick)
	Creía que estaba enfermo = 2 for communication (in addition both verbs receive a tick)	However: *Creía que llueve* = 1 for communication (see B (vii)) *Creía que tenía enfermo* = 0 for communication (see B (vii)) (In addition, in both cases, first verb can receive a tick)
(vii)	**Use of a verb in the indicative where a subjunctive would be expected: award 2 communication marks**	
	No creo que haya muchas personas allí = 2 for communication (plus both verbs receive a tick) *No creo que hay muchas personas allí* = 2 for communication (plus first verb receives a tick)	

Need a home tutor? Visit smiletutor.sg

© UCLES 2018

B QUESTIONS 2 AND 3: Where THE VERB IS APPROPRIATE IN THE MEANING IT CONVEYS but is flawed in the following ways, the message is partially conveyed, and 1 communication mark will be awarded.

(i)	**The candidate has produced a correct spelling of an inappropriate form/part/tense of an appropriate verb: award 1 communication mark**	
	He vender el libro = 1 for communication *La gente están contenta* = 1 for communication *Yo trabaje durante las vacaciones* = 1 for communication *Yo voy pasaré* = 1 for communication	No ticks are scored for these verbs
	Task: what do you want to eat for lunch? **Candidate writes:** *Quiero comeré la fruta* = 1 for communication	*Quiero* = tick for verb
	Task: what will you do next year? **Candidate writes:** *El año pasado voy a España* = 1 for communication *El año pasado voy a viajar en España* = 1 for communication *El año que viene yo iba a España* = 1 for communication *El año que viene me gusto jugar al tenis* = 1 for communication	…*voy a*… verb is not rewarded as there is no future context (eg *El año que viene*…) and there is discordance/confusion between the verb and the time indicator that the candidate has used …*voy a viajar*… scores 2 ticks for verbs (*voy a*, *viajar*) as the task requires a future and, despite the use of *pasado*, there is no doubt about the tense of the verb and the tense of the verb agrees with the tense that is required …*iba*… verb does not receive a tick …*me gusto*… verb does not receive a tick
	El año que viene yo vaya al centro = 1 for communication (*ir* is an appropriate verb, *vaya* is a form of the verb *ir* (subjunctive))	*El año que viene yo vaye al centro* = 0 for communication (*vaye* is not any part of the verb *ir*)

Need a home tutor? Visit smiletutor.sg

(ii)	**The candidate has produced a <u>phonetic</u> spelling of an <u>inappropriate</u> form/part/tense of an <u>appropriate</u> verb: award 1 communication mark**	
	Task: what did you enjoy doing on holiday? **Candidate writes:** *Me gustta el tenis* = 1 for communication (phonetic version of the incorrect tense (*me gusta*) of an appropriate verb)	*Me gutsa (el tenis) (gutsa* is not any form/part/tense (nor a phonetic version thereof) of the verb *gusta)*
	Task: what happened at school today? **Candidate writes:** *Apprendo mucho* = 1 for communication (phonetic version of an incorrect part/tense (*aprendo*) of an appropriate verb)	*Apriendo mucho* = 0 for communication (*apriendo* is not any form/part/tense (nor a phonetic version thereof) of the verb *aprender*)
(iii)	**Use of *ser* when *estar* would be correct and vice versa: award 1 communication mark**	
	Soy en acuerdo con el proyecto = 1 *Soy esperando tu carta* = 1 *Era con su hijo* = 1 *Mis hermanas son en la casa* = 1 *Estaba una experiencia maravillosa* = 1 *Estoy un buen estudiante* = 1 *Tu carta está interesante* = 1 *Estará una buena idea* = 1	

Need a home tutor? Visit smiletutor.sg

© UCLES 2018

(iv)	**Mis-use of *haber, hacer*, *tener* and *ser/estar* in idiomatic phrases/simple descriptions: award 1 communication mark**	
	Era/Estaba miedo = 1 *Era/Estaba sed* = 1 *Era/Estaba hambre* = 1 *Era/Estaba cinco años* = 1 *Estaba muy frío en mi casa* = 1 *¿Está playas cerca de tu ciudad?* = 1	(no tick for verb) (no tick for verb) (no tick for verb) (no tick for verb) (no tick for verb) (no tick for verb) **However:** *Ella es el pelo negro* = 0 *Tenía cansado* = 0 *Tenía enfermo* = 0

Need a home tutor? Visit smiletutor.sg

(v)	**The following commonly seen inappropriate usages: award 1 communication mark**	
	Accept for 1 mark *Miré un accidente* for *Vi un accidente* *Yo gusta la música* for *Me gusta la música* *Escuché un ruido* for *Oí un ruido* *En Madrid hay calor* for *En Madrid hace calor*	**Refuse** *Tenía un tiempo muy bueno* for *Lo pasé bien* *He mirado para mi chaqueta* for *He buscado mi chaqueta*
(vi)	**The following commonly seen mis-usages: award 1 communication mark**	
	Me gusto mi casa *Me prefiero los gatos* *Me vivo en el centro* *Me llamo es (Ana)*	*Me llama es (Ana)* = 0 as nothing of worth is communicated *Me llama (Ana)* when the candidate is trying to give his/her own name = 0
(vii)	**In complex sentences, consider the verb in the subordinate clause when awarding the mark for communication and reward according to the normal rules** (see also A (vi))	
	Mi amigo dijo que tiene dolor de cabeza = 1 for communication	The subordinate clause, *tiene dolor de cabeza,* contains an appropriate verb in the wrong time frame which is awarded 1 communication mark (in addition, first verb receives a tick)
	Creía que llueve = 1 for communication	The subordinate clause, *que llueve,* contains an appropriate verb in the wrong time frame which is awarded 1 communication mark according to the usual rules) (in addition, first verb receives a tick)

Need a home tutor? Visit smiletutor.sg

© UCLES 2018

C <u>QUESTIONS 2 AND 3</u>: Award 0 communication marks in the following cases.

(i)	**No attempt at a (real) verb = 0 for communication**	
	yo pie al instituto = 0 for communication *yo caminata mi perro* = 0 for communication *llove* = 0 for communication *yo prefier ir al colegio* = 0 for communication	
(ii)	**The verb attempted delivers a message different from the desired one = 0 for communication**	
	mi padre tiene profesor for *mi padre es profesor* = 0 for communication *llora* for *llueve* = 0 for communication	
(iii)	**The attempt at the verb is not a part/form of an appropriate verb or a phonetic rendition thereof = 0 for communication**	
	El año que viene yo viajer en el centro = 0 for communication (*viajer* is not any part of the verb *viajar*) *Yo buscé mis gafas* = 0 for communication (*buscé* is not any part of the verb *buscar*) *Me gutsa (el tenis)* = 0 for communication (*gutsa* is not any part of the verb *gustar*)	

Need a home tutor? Visit smiletutor.sg

© UCLES 2018

Cambridge International Examinations
Cambridge International General Certificate of Secondary Education

CANDIDATE NAME									
CENTRE NUMBER						CANDIDATE NUMBER				

7178456141

SPANISH **0530/42**

Paper 4 Writing **May/June 2018**

1 hour

Candidates answer on the Question Paper.

No Additional Materials are required.

READ THESE INSTRUCTIONS FIRST

Write your Centre number, candidate number and name in the spaces at the top of this page.
Write in dark blue or black pen.
Do not use staples, paper clips, glue or correction fluid.
DO **NOT** WRITE IN ANY BARCODES.

Answer **three** questions: Question **1**, Question **2 and** Question **3(a) or** Question **3(b) or** Question **3(c)**.

The number of marks is given in brackets [ ] at the end of each question or part question.

This syllabus is approved for use in England, Wales and Northern Ireland as a Cambridge International Level 1/Level 2 Certificate.

This document consists of **6** printed pages and **2** blank pages.

DC (SC/AR) 144142/1
© UCLES 2018

CAMBRIDGE International Examinations

[Turn over

Need a home tutor? Visit smiletutor.sg

BLANK PAGE

Need a home tutor? Visit smiletutor.sg

Sección 1

1 Preparas unos bocadillos.

Haz una lista **en español** de **8** cosas que necesitas para preparar los bocadillos.



Ejemplo:



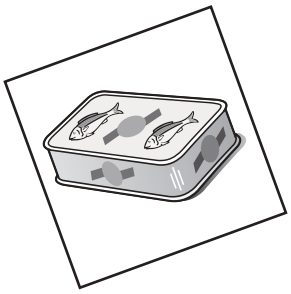

Ejemplo: Lechuga

1 _____

2 _____

3 _____

4 _____

5 _____

6 _____

7 _____

8 _____

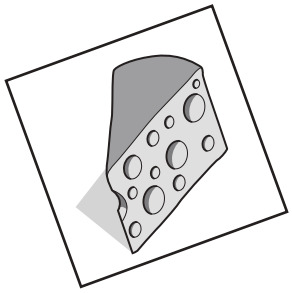





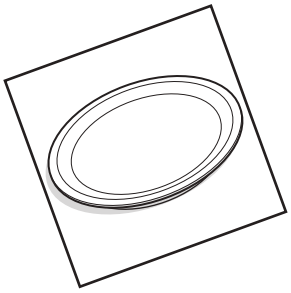





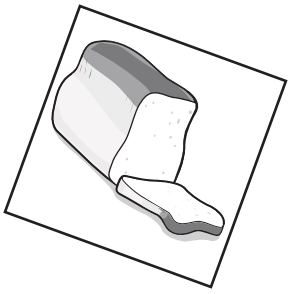

[Total: 5]

Need a home tutor? Visit smiletutor.sg

2 Mis pasatiempos

- ¿Cuál es tu pasatiempo favorito?
- ¿Qué otras cosas haces en tu tiempo libre?
- ¿Qué **no** te gusta hacer en tu tiempo libre? ¿Por qué?
- ¿Qué nueva actividad te gustaría hacer en el futuro?

Debes escribir entre 80 y 90 palabras **en español**.

.....

.....

.....

.....

.....

.....

.....

.....

.....

.....

.....

.....

.....

.....

[Total: 15]

Need a home tutor? Visit smiletutor.sg

Dar la vuelta para la Sección 2.

Need a home tutor? Visit smiletutor.sg

Sección 2

3 Elige **uno** de estos temas.

Debes escribir entre 130 y 140 palabras en español.

(a) La semana pasada fuiste a la boda de tu primo/prima.

Escribe un e-mail a tu amigo/amiga español(a).

- ¿Cómo se celebró la boda? (por ejemplo: el lugar, la ceremonia, la comida)
- ¿Qué regalo compraste para los novios?
- Explica por qué elegiste ese regalo.
- ¿Qué ropa te gusta llevar para una boda?
- ¿Qué piensas de las celebraciones en familia?

O

(b) El medio ambiente

Escribe un artículo sobre este tema.

- ¿Cuál es el problema más grave del medio ambiente?
- Recientemente, ¿qué has hecho tú para ayudar al medio ambiente?
- En tu opinión, ¿qué más podría hacer tu colegio para proteger el medio ambiente?
- ¿Cómo viajaste al colegio esta mañana?
- ¿Qué piensas de la idea de vivir en una ciudad sin coches?

O

(c) "Había perdido a mi gato. No sabía qué hacer…"

Continúa la historia.

- ¿Qué estabas haciendo cuando te diste cuenta de que el gato no estaba?
- En ese momento, ¿cómo te sentiste?
- ¿Qué hiciste para encontrar a tu gato?
- Al final, ¿dónde estaba el gato cuando lo encontraste?
- ¿Cuál fue tu reacción al encontrar al gato?

Need a home tutor? Visit smiletutor.sg

© UCLES 2018

ESCRIBE TU RESPUESTA A LA PREGUNTA 3 AQUÍ

.....

.....

.....

.....

.....

.....

.....

.....

.....

.....

.....

.....

.....

.....

.....

.....

.....

.....

.....

.....

.....

.....

.....

.....

.....

[Total: 30]

Need a home tutor? Visit smiletutor.sg

© UCLES 2018

BLANK PAGE

Permission to reproduce items where third-party owned material protected by copyright is included has been sought and cleared where possible. Every reasonable effort has been made by the publisher (UCLES) to trace copyright holders, but if any items requiring clearance have unwittingly been included, the publisher will be pleased to make amends at the earliest possible opportunity.

To avoid the issue of disclosure of answer-related information to candidates, all copyright acknowledgements are reproduced online in the Cambridge International Examinations Copyright Acknowledgements Booklet. This is produced for each series of examinations and is freely available to download at www.cie.org.uk after the live examination series.

Cambridge International Examinations is part of the Cambridge Assessment Group. Cambridge Assessment is the brand name of University of Cambridge Local Examinations Syndicate (UCLES), which is itself a department of the University of Cambridge.

Need a home tutor? Visit smiletutor.sg

Cambridge Assessment International Education
Cambridge International General Certificate of Secondary Education

SPANISH **0530/43**

Paper 4 Writing **May/June 2018**

MARK SCHEME

Maximum Mark: 50

Published

This mark scheme is published as an aid to teachers and candidates, to indicate the requirements of the examination. It shows the basis on which Examiners were instructed to award marks. It does not indicate the details of the discussions that took place at an Examiners' meeting before marking began, which would have considered the acceptability of alternative answers.

Mark schemes should be read in conjunction with the question paper and the Principal Examiner Report for Teachers.

Cambridge International will not enter into discussions about these mark schemes.

Cambridge International is publishing the mark schemes for the May/June 2018 series for most Cambridge IGCSE™, Cambridge International A and AS Level and Cambridge Pre-U components, and some Cambridge O Level components.

IGCSE™ is a registered trademark.

This syllabus is approved for use in England, Wales and Northern Ireland as a Cambridge International Level 1/Level 2 Certificate.

© UCLES 2018

Need a home tutor? Visit smiletutor.sg

PUBLISHED

Generic Marking Principles

These general marking principles must be applied by all examiners when marking candidate answers. They should be applied alongside the specific content of the mark scheme or generic level descriptors for a question. Each question paper and mark scheme will also comply with these marking principles.

GENERIC MARKING PRINCIPLE 1:

Marks must be awarded in line with:

- the specific content of the mark scheme or the generic level descriptors for the question
- the specific skills defined in the mark scheme or in the generic level descriptors for the question
- the standard of response required by a candidate as exemplified by the standardisation scripts.

GENERIC MARKING PRINCIPLE 2:

Marks awarded are always **whole marks** (not half marks, or other fractions).

GENERIC MARKING PRINCIPLE 3:

Marks must be awarded **positively**:

- marks are awarded for correct/valid answers, as defined in the mark scheme. However, credit is given for valid answers which go beyond the scope of the syllabus and mark scheme, referring to your Team Leader as appropriate
- marks are awarded when candidates clearly demonstrate what they know and can do
- marks are not deducted for errors
- marks are not deducted for omissions
- answers should only be judged on the quality of spelling, punctuation and grammar when these features are specifically assessed by the question as indicated by the mark scheme. The meaning, however, should be unambiguous.

GENERIC MARKING PRINCIPLE 4:

Rules must be applied consistently e.g. in situations where candidates have not followed instructions or in the application of generic level descriptors.

Need a home tutor? Visit smiletutor.sg

© UCLES 2018

GENERIC MARKING PRINCIPLE 5: Marks should be awarded using the full range of marks defined in the mark scheme for the question (however; the use of the full mark range may be limited according to the quality of the candidate responses seen).
GENERIC MARKING PRINCIPLE 6: Marks awarded are based solely on the requirements as defined in the mark scheme. Marks should not be awarded with grade thresholds or grade descriptors in mind.

Need a home tutor? Visit smiletutor.sg

© UCLES 2018

1 General Marking Principles

1.1 Crossing out:

(a)	If a candidate changes his/her mind over an answer and crosses out an attempt, award a mark if the final attempt is correct.
(b)	If a candidate crosses out an answer to a whole question but makes no second attempt at it, mark the crossed out work.

1.2 For Questions 2 and 3, if the candidate has written an answer in the space provided for that purpose, you should ignore anything written anywhere else, unless:

(a)	there is an indication from the candidate that other material should be considered.
(b)	the candidate has continued their answer outside the space provided.
(c)	there is no answer in the space provided.

1.3 Annotation used in the Mark Scheme:

(a)	tc = 'tout court' and means that on its own the material is not sufficient to score the mark.
(b)	BOD = benefit of the doubt and is used to indicate that the Examiner has considered the answer/that part of the answer and judged it to be more correct than incorrect: the benefit of the doubt is given to the candidate and the mark is awarded.

Need a home tutor? Visit smiletutor.sg

1.4 No response and '0' marks

There is a NR (No Response) option in **RM Assessor**.

Award NR (No Response):
If there is nothing written at all in the answer space or
If there is only a comment which does not in any way relate to the question being asked (e.g. 'can't do' or 'don't know') or
If there is only a mark which isn't an attempt at the question (e.g. a dash, a question mark).

Award 0:
If there is any attempt that earns no credit. This could, for example, include the candidate copying all or some of the question, or any working that does not earn any marks, whether crossed out or not.

1.5 Optional questions: You must mark all questions attempted by the candidate. Where a question has not been attempted then NR must be entered. (For Question 3 only, after marking the question(s) the candidate has answered, NR is populated automatically when you click on 'Complete'.) Where the candidate attempts more than one of the alternatives in Question 3, RM Assessor will automatically only aggregate the candidate's best result.

Need a home tutor? Visit smiletutor.sg

© UCLES 2018

Question	Answer	Marks

Question 1

Candidates are required to list 8 items in Spanish. Read all of the items that the candidate has listed and award marks as follows:

(i) Select the most correct items up to a maximum of 5. Award 1 mark for each correct item up to a maximum of 5. Stop ticking once 5 items have been rewarded.

(ii) On Question 1, award marks for items wherever the candidate has written them.

(iii) **If the candidate offers more than one word per line, award a mark for each acceptable item** (e.g. where a candidate has linked two words as in *cepillo de dentífrica* = 1 tick; however *cepillo y dentífrica* (candidate intends this as two items) = 2 ticks).

(iv) The pictures provided on the question paper are only suggestions.

(v) Mark for communication. Tolerate inaccuracies, provided the message is clear. Ignore any definite / indefinite article, possessive adjective, etc. Ignore any verbs.

(vi) If spelling is questionable, start by referring to the detailed mark scheme. Refer to the bullet points below if no decision on the spelling you have encountered is recorded there.
- 'If in doubt, sound it out': if you read what the candidate has written, does it sound like the correct answer?
- Look-alike test: does what the candidate has written look like the correct answer, e.g. one letter missing but no other word created.
- If the first part of the word is correct, small errors in what comes next are less likely to impede communication (unless they suggest another meaning).
- Where letters are transposed, the word is likely to communicate (unless another word has been created).

(vii) Once marking proper starts, if there are five clearly acceptable items, award marks wherever these are in the list. This approach may allow questionable versions to be ignored.

(viii) Refuse all nouns which are repeated and which do not have a separate meaning:
- pantalones, pantalones cortos: award one mark to each item
- pantalone*s pequeños, pantalones azules*: award one mark for the first *pantalones*

(ix) Reject misspelt words which suggest a word with a quite different meaning. Where nouns are usually plural, accept the singular and vice versa.

Need a home tutor? Visit smiletutor.sg

© UCLES 2018

Question	Answer	Marks
1	**Te sientes mal. Vas al hospital. Haz una lista en español de 8 cosas que puedes ver.** **Refuse** inyección as it was the example. **Refuse** agua / penicilin	**5**

ACCEPT	ACCEPT	REFUSE
any body part		
ambulancia		
aspirinas		
cama		
computadora		
cuerpo		
enfermero/a		
enfermo(s)		
horario		
médico/a		
mesa		
ordenador		
pastillas		
pósteres		
recepcionista		
reloj		
silla (de ruedas)		
teléfono		

Total for Question 1: 5 marks

Need a home tutor? Visit smiletutor.sg

© UCLES 2018

Question	Answer	Marks
Question 2 Candidates are required to answer the question. Read the whole answer and award marks as follows: • **Communication: award a mark out of 10, according to the instructions in 2.1.** • **Language: award a mark out of 5, according to the instructions in 2.2.**		

Need a home tutor? Visit smiletutor.sg

Question	Answer	Marks
2	***Los meses del año*** **2.1: Award a mark out of 10 for Communication** (i) Place the appropriate 'numbered' tick as close as possible to each relevant communication point in the body of the answer. (ii) Award ticks flexibly across the tasks for each piece of relevant information conveyed, up to a maximum of 10. HOWEVER, each of the tasks must be covered to get the 10 communication marks: • If 1 of the tasks is missing, the maximum communication mark is 9. • If 2 of the tasks are missing, the maximum communication mark is 8 (and so on). (iii) Add up the ticks to give a mark out of 10 for Communication. (iv) For COMMUNICATION • **Look for a verb (finite or infinitive) before awarding a mark.** Lists without a verb will not score. • **See Appendix II for rules on how to decide whether a verb is accurate enough** to convey meaning. • **For language other than verbs, use 'rules' in Question 1**: look alike, sound alike, etc. • **Misplaced adjectives, negatives and adverbs will not usually compromise communication.** (v) LISTS = a maximum of 3 marks for communication: lists of 1–3 items = 1 mark; lists of 4 items = 2 marks; lists of 5–6 items = 3 marks • *Ella es alta y delgada y grande y nerviosa.* (*1 verb, therefore treat as list of 4 items: place one tick over 'grande' (third item in list) and another tick over 'nerviosa' (fourth item in list*)) • *Ella es alta. Es delgada. Tiene el pelo moreno.* (*3 verbs therefore each piece of information can score a separate communication mark*) (vi) Only reward each piece of information once, e.g. *es fantástica* cannot score both as description and reason for liking; *es fantástica y sus clases son fantásticas* can both be rewarded as *fantástica(s)* describes different nouns; *ella me ayuda a hacer mis deberes* and *me ayuda todos los días* can both be rewarded as they each contain a different extra detail (*a hacer mis deberes* and *todos los días)*. (vii) Do not penalise factual errors. (viii) What the candidate writes may not follow the order of the tasks on the question paper – this is fine.	**15**

Need a home tutor? Visit smiletutor.sg

<table>
<tr><th>Question</th><th>Answer</th><th>Marks</th></tr>
<tr><td>2</td><td>
<table>
<tr><th>Tick</th><th>Accept</th></tr>
<tr><td>✓1</td><td>¿Cuál es tu mes preferido? ¿Por qué?

REWARD any statement relating to what the candidate’s favourite month is

REWARD any reason given for the candidate’s choice</td></tr>
<tr><td>✓2</td><td>Describe lo que haces durante tu mes favorito.

REWARD any statement relating to what the candidate does in his/her favourite month</td></tr>
<tr><td>✓3</td><td>¿Qué mes del año te gusta menos? ¿Por qué?

REWARD any statement relating to which month the candidate likes least

REWARD any reason given for the candidate’s choice</td></tr>
<tr><td>✓4</td><td>¿Qué vas a hacer el mes próximo con tu familia?

REWARD any statement relating to what the candidate is going to do next month with his/her family</td></tr>
</table>
</td><td></td></tr>
</table>

Need a home tutor? Visit smiletutor.sg

<table>
<tr><th>Question</th><th>Answer</th><th>Marks</th></tr>
<tr><td>2</td><td>

2.2: Award a mark out of 5 for Language

Award a mark out of 5 for Language*, according to the Grade descriptors in the table below (see *Note on using mark schemes with Grade descriptors* (Appendix I)).

Grade descriptors for Language (Question 2)

<table>
<tr><td>5</td><td>Straightforward vocabulary and structure.
The style of writing is basic, but reasonably coherent.
Use of a limited range of verbs, generally successful.
More accuracy than inaccuracy.</td></tr>
<tr><td>4</td><td>Basic vocabulary and structure.
Some awareness of verb usage, but inconsistent.
The writing is sufficiently accurate for meaning to be conveyed.</td></tr>
<tr><td>3</td><td>Very basic vocabulary and structure.
Little awareness of verb usage (e.g. infinitives regularly used instead of finite verbs).
Despite regular errors, the writing often conveys some meaning.</td></tr>
<tr><td>2</td><td>A few phrases or short sentences are accurate enough to be comprehensible. Very simple sentence structure.</td></tr>
<tr><td>1</td><td>Disjointed words or short phrases, one or two of them accurate enough to be comprehensible.</td></tr>
<tr><td>0</td><td>One or two disjointed words or short phrases may be recognisable.</td></tr>
</table>

*Consider the whole answer when awarding mark for language

Total for Communication: 10 marks
Total for Language: 5 marks
Total for Question 2: 15 marks

</td><td></td></tr>
</table>

Need a home tutor? Visit smiletutor.sg

Question	Answer	Marks

Question 3

Candidates answer 1 question from a choice of 3. Read the whole answer and award marks as follows:

- **Communication: award a mark out of 10, according to the instructions in 3.1.**
- **Language: award a mark out of 8 for Verbs, according to the instructions in 3.2.**
  award a mark out of 12 for Other linguistic features, according to the instructions in 3.3.

For question-specific guidance, see later in this mark scheme.

3.1: Award a mark out of 10 for Communication

(i) There are 5 relevant communication points per question, each worth a maximum of 2 marks.

(ii) For each relevant communication point, use the appropriate numbered tick and place up to 2 of these ticks as close as possible to each relevant communication point (in the body of the answer).

2 ticks	Message clearly communicated. Minor errors (adjective endings, use of prepositions etc.) are tolerated.
1 tick	Communication of some meaning is achieved, but the message may be ambiguous or incomplete.
0 ticks	Nothing of worth communicated.

(iii) **Look for a verb (finite or infinitive) before awarding a mark for communication.** See Appendix II for rules on how to decide whether a verb is accurate enough to convey meaning.

(iv) Add up the ticks to give a mark out of 10 for Communication.

Need a home tutor? Visit smiletutor.sg

© UCLES 2018

Question	Answer	Marks

3.2: Award a mark out of 8 for accurate use of Verbs

When awarding ticks for Verbs, please refer back to the question in order to establish which tense is appropriate for the response. **For question-specific guidance, see later in this mark scheme.**

(i) Place a tick above the **first** occurrence of each correct verb, up to a maximum of 18 ticks (details of how to award ticks are provided below).
(ii) Place the tick so that it does not obscure the accent/tilde.
(iii) Convert the total number of ticks to a mark out of 8 using the Conversion table below.

Conversion table for accurate use of Verbs (Question 3)

Number of ticks	Mark
18+	8
16,17	7
14,15	6
12,13	5
10,11	4
8,9	3
6,7	2
4,5	1
0,1,2,3	0

Need a home tutor? Visit smiletutor.sg

© UCLES 2018

Question	Answer	Marks

How to award ticks for accurate use of Verbs (Question 3):

(a) Subject (noun or pronoun) + any finite verb

- **both subject and verb must be correct for the verb to score a tick**
- **verb must be in the appropriate tense to score a tick**
- **accents on verbs must be correct in order for a tick to be awarded**
- **do not tick verbs contained in the 'letter etiquette': appropriate beginnings and endings to letters are considered for reward under Other linguistic features.**

Tick	No tick	Note
Yo soy (✓)		
He hecho (✓)		
Los profesores son (✓) amables	Los professores son amables (*no tick*)	incorrect subject means tick cannot be awarded for verb

Use of gerund

Tick	No tick	Note
Estoy escribiendo (✓)		Continuous forms of *estar* and gerund are awarded 1 tick
Llevo (✓) dos años estudiando (✓)		Use of gerund other than in continuous form of verb using *estar* = 2 ticks

With direct and indirect object pronouns

Tick	No tick	Note
Juan lo vio (✓)		

Need a home tutor? Visit smiletutor.sg

Question	Answer	Marks

Reflexive/passive

Tick	No tick	Note
Él se levanta (✓)	Él levantase (*no tick*)	
Ella se ha cortado (✓)		
La puerta estaba (✓) abierta		
Yo me lavo (✓) las manos	Yo me lavo (*no tick*) el coche	*lavar* should not be used reflexively in this statement

Impersonal verbs such as *gustar*, *quedar*, *faltar*, etc.

Tick	No tick	Note
Me gusta (✓) leer (✓)		
Me gusto *(no tick)* leer (✓)		
Me quedan (✓) diez euros		

Impersonal *se*

Tick	No tick	Note
Se puede (✓)		
Se habla español (✓)		

Impersonal

Hay (✓) patatas		
Es (✓) interesante		

With negative

Tick	No tick	Note
No comen (✓)		

Sequence of tenses

Tick	No tick	Note
Fui (✓) al cine y me gustó (✓) la película	Fui (✓) al cine y me gustaría *(no tick)* la película	If sequence is incorrect, **both** verbs cannot be rewarded

Need a home tutor? Visit smiletutor.sg

Question	Answer	Marks

Single auxiliary with multiple past participles

Sing		
Tick	**No tick**	**Note**
Hemos cantado (✓) y bailado (✓)		Hemos cantado = tick 1; Hemos bailado = tick 2

Verb which requires preposition

Tick	**No tick**	**Note**
Ayudo (✓) a lavar (✓) el coche		
Ayudo (✓) lavar el coche		preposition is required for *lavar* to be awarded a tick
Ayudo (✓) con lavar el coche		incorrect use of *con* means that *lavar* cannot receive a tick

Verb which requires personal *a*

Tick	**No tick**	**Note**
Veo (✓) a mi amigo	Veo *(no tick)* mi amigo	personal *a* is required for *veo* to be awarded a tick

Correct verb within meaningless statement

Tick	**No tick**	**Note**
El camino es (✓) largo	El camino es (*no tick*) inteligente	Do not reward correct verb in a meaningless statement

(b) Imperative

Tick	**No tick**	**Note**
¡Ven! (✓)		
¡Oiga! (✓)		

Need a home tutor? Visit smiletutor.sg

Question	Answer	Marks

(c) Interrogative

Tick	No tick	Note
¿Vienes? (✓) / Vienes. (✓)		question mark not required for mark to be awarded
(¿)Vas (✓) a venir(?) (✓)		
(¿)Cómo estás(?) (✓)		

(d) Infinitive

Tick	No tick	Note
Quiero (✓) salir (✓)		
No quiera (*no tick*) salir (✓)		
Quiero (✓) salire (*no tick*)		
Voy a (✓) estudiar (✓)		
Empecé a (✓) llorar (✓)		
Empecé *(no tick)* llorar (✓)		

(e) Participle (past or present)

Tick	No tick	Note
Terminado el programa (✓)		
Siendo estudiante (✓)		

(f) Reward only the first occurrence of a verb, e.g.

- Me gusta (✓) la natación. También me gusta (*no tick*) el tenis
- Me gusta (✓) la natación. No me gusta (*no tick*) el tenis

However,

- Yo prefiero (✓) la natación y mi hermano prefiere (✓) el tenis – 2 different persons of the verb
- Mi hermano prefiere (✓) la natación y mi hermana prefiere (*no tick*) el tenis – both third person usage
- Esta tarde mi amigo puede (✓) jugar (✓) al fútbol. En mi ciudad se puede *(no tick)* nadar (✓) – puede is in the third person singular in both sentences, so scores the first time but not the second time

Need a home tutor? Visit smiletutor.sg

Question	Answer	Marks

3.3: Award a mark out of 12 for Other linguistic features

(i) Award a mark out of 12 for Other linguistic features, according to the Grade descriptors in the table below (please see Note on using mark schemes with Grade descriptors (Appendix I)).

(ii) Use the highlighter marking tool to highlight the first new use of any correct usage. Use the highlighter marking tool to underline a creditable attempt at a structure. This annotation is intended to help you arrive at an appropriate mark. Therefore, the kinds of things you highlight/underline will vary according to the quality of work, e.g. for a mark of 7/8 to be awarded the assumption is that 'spelling of common words, genders, adjectival agreements and basic prepositions are almost always correct' so annotation will focus on the degree of success with more complex language.

(iii) Consider the extent to which the following are used correctly and appropriately when assessing the candidate's control of structures:

- Subordinate clauses, including porque and que (relative pronouns). Indirect or reported speech (dijo que, creo que). Time clauses with cuando, mientras que etc. and si (= if)
- Object pronouns (me ha dicho; me lo dio) and 'strong' pronouns
- Conjunctions other than *y* and linking words (e.g. sin embargo, por lo tanto, por eso)
- Prepositions – Time, Place etc.
- Negatives
- Adverbs
- Use of por and para
- Adjectives, including possessives and demonstratives. Also comparatives and superlatives
- Expressions of quantity
- Appropriate use of *politesses* in the letter.

Need a home tutor? Visit smiletutor.sg

© UCLES 2018

Question	Answer	Marks

Grade descriptors for Other linguistic features (Question 3)

11–12	• Uses a wide range of structures effectively; produces longer, fluent sentences with ease. • Highly accurate at this level, though not necessarily faultless. • Makes effective use of a wide range of vocabulary fully appropriate to the task.
9–10	• Attempts a range of structures with a good degree of success. • More complex language usually error-free^^. • Uses a variety of relevant vocabulary at this level.
7–8	• In control of simple structures. Varied success with more complex structures. • Accuracy is fairly consistent throughout*. Errors may occur when more ambitious language is attempted. • Has sufficient vocabulary to add some interest to the writing.
5–6	• Attempts more than basic structures. • On balance, the work is more accurate than inaccurate. • Straightforward vocabulary relevant to the task.
3–4	• Reliant on basic structures. • Some examples of correct language. Meaning usually conveyed. • Basic vocabulary.
1–2	• A few phrases or short sentences are accurate enough to be comprehensible. Very simple sentence structure.
0	• One or two disjointed words or short phrases may be recognisable.

^^subordinate clauses, linking words, object pronouns, comparative adjectives/adverbs, strong negatives usually error free.
*spelling of common words, genders, adjectival agreements and basic prepositions are almost always correct.

Total for Communication: 10 marks
Total for Verbs: 8 marks
Total for Other linguistic features: 12 marks
Total for Question 3: 30 marks

Need a home tutor? Visit smiletutor.sg

© UCLES 2018

<table>
<tr><th>Question</th><th>Answer</th><th>Marks</th></tr>
<tr><td>3(a)</td><td>

Recibiste un premio especial. Escribe un e-mail a tu amigo/amiga español(a).

3.1: Award a mark out of 10 for Communication – see generic guidance above

<table>
<tr><th>Tick</th><th>Accept</th><th>Mark</th></tr>
<tr><td>✓1</td><td>¿Qué hiciste para ganar el premio?
Insist on past tense
Accept any statement relating to what the candidate did to win/earn the prize</td><td>2</td></tr>
<tr><td>✓2</td><td>¿Qué recibiste como premio?
Insist on past tense
Accept any statement relating to what the candidate received as a prize</td><td>2</td></tr>
<tr><td>✓3</td><td>¿Qué piensas del premio?
Expect opinions/emotions
Accept any statement relating to what the candidate thinks of the prize</td><td>2</td></tr>
<tr><td>✓4</td><td>¿Cómo vas a celebrar tu éxito?
Accept any statement relating to how the candidate is going to celebrate his/her success</td><td>2</td></tr>
<tr><td>✓5</td><td>En tu opinión, ¿qué tipo de persona merece ganar premios?
Expect opinions/emotions
Accept any statement relating to what sort of person deserves to win prizes</td><td>2</td></tr>
</table>

</td><td>30</td></tr>
</table>

Need a home tutor? Visit smiletutor.sg

<table>
<tr><th>Question</th><th>Answer</th><th>Marks</th></tr>
<tr><td>3(a)</td><td>

3.2: Award a mark out of 8 for accurate use of Verbs – see generic guidance above

<table>
<tr><th>Communication point</th><th>For Verbs, accept:</th></tr>
<tr><td>1</td><td>Preterite/Perfect/Imperfect (depending on context)</td></tr>
<tr><td>2</td><td>Preterite/Perfect/Imperfect (depending on context)</td></tr>
<tr><td>3</td><td>Present/Preterite/Perfect/Imperfect (depending on context)</td></tr>
<tr><td>4</td><td>Present/Future/Conditional (depending on context)</td></tr>
<tr><td>5</td><td>Present/Future/Conditional/Preterite/Perfect/Imperfect (depending on context)</td></tr>
</table>

3.3: Award a mark out of 12 for Other linguistic features – see generic guidance above

</td><td></td></tr>
</table>

Need a home tutor? Visit smiletutor.sg

<table>
<tr><th>Question</th><th>Answer</th><th>Marks</th></tr>
<tr><td>3(b)</td><td>

Los conciertos. Escribe un artículo sobre este tema.

3.1: Award a mark out of 10 for Communication – see generic guidance above

<table>
<tr><th>Tick</th><th>Accept</th><th>Mark</th></tr>
<tr><td>✓1</td><td>¿Qué piensas del precio de las entradas para los conciertos?

Expect opinions/emotions

Accept any statement relating to what the candidate thinks about the price of concert tickets</td><td>2</td></tr>
<tr><td>✓2</td><td>¿Cuáles son las desventajas de los conciertos al aire libre?

Expect opinions/emotions

Accept any statement relating to what the candidate thinks are the disadvantages of open-air concerts</td><td>2</td></tr>
<tr><td>✓3</td><td>Describe el último concierto al que fuiste. (¿tipo de música? ¿lugar?)

Insist on past tense

Accept any statement relating to the concert</td><td>2</td></tr>
<tr><td>✓4</td><td>¿Con quién fuiste al concierto?

Insist on past tense

Accept any statement relating to who the candidate went to the concert with</td><td>2</td></tr>
<tr><td>✓5</td><td>En el futuro, ¿a quién te gustaría ver en concierto?

Accept any statement relating to who the candidate would like to see in concert in future</td><td>2</td></tr>
</table>

</td><td>30</td></tr>
</table>

Need a home tutor? Visit smiletutor.sg

<table>
<tr><th>Question</th><th>Answer</th><th>Marks</th></tr>
<tr><td>3(b)</td><td>

3.2: Award a mark out of 8 for accurate use of Verbs – see generic guidance above

<table>
<tr><th>Communication point</th><th>For Verbs, accept:</th></tr>
<tr><td>1</td><td>Preterite/Perfect/Imperfect (depending on context)</td></tr>
<tr><td>2</td><td>Present/Conditional/Preterite/Imperfect(depending on context)</td></tr>
<tr><td>3</td><td>Preterite/Perfect/Imperfect (depending on context)</td></tr>
<tr><td>4</td><td>Present/Future/Conditional (depending on context)</td></tr>
<tr><td>5</td><td>Present/Future/Conditional (depending on context)</td></tr>
</table>

3.3: Award a mark out of 12 for Other linguistic features – see generic guidance above

</td><td></td></tr>
</table>

Need a home tutor? Visit smiletutor.sg

© UCLES 2018

<table>
<tr><th>Question</th><th>Answer</th><th>Marks</th></tr>
<tr><td>3(c)</td><td>

'Estaba en mi pueblo cuando vi un coche de lujo aparcado en la plaza…'

3.1: Award a mark out of 10 for Communication – see generic guidance above

<table>
<tr><th>Tick</th><th>Accept</th><th>Mark</th></tr>
<tr><td>✓1</td><td>¿Quién bajó del coche?

Insist on past tense

Accept any statement relating to who got out of the car</td><td>2</td></tr>
<tr><td>✓2</td><td>¿Por qué había venido esa persona a tu pueblo?

Expect opinions/emotions
Do not insist on past tense

Accept any statement relating to why the person had come to the village</td><td>2</td></tr>
<tr><td>✓3</td><td>¿Qué hiciste con él/ella?

Insist on past tense

Accept any statement relating to what the candidate did with the person</td><td>2</td></tr>
<tr><td>✓4</td><td>¿Cuál fue tu reacción al encontrar a esa persona?

Expect opinions/emotions
Insist on past tense

Accept any statement relating to the candidate's reaction to meeting the person</td><td>2</td></tr>
<tr><td>✓5</td><td>¿Tienes planes ver a esa persona otra vez?

Accept any statement relating to whether or not the candidate is planning on seeing the person again</td><td>2</td></tr>
</table>

</td><td>**30**</td></tr>
</table>

Need a home tutor? Visit smiletutor.sg

<table>
<tr><th>Question</th><th>Answer</th><th>Marks</th></tr>
<tr><td>3(c)</td><td>

3.2: Award a mark out of 8 for accurate use of Verbs – see generic guidance above

<table>
<tr><th>Communication point</th><th>For Verbs, accept:</th></tr>
<tr><td>1</td><td>Imperfect/Perfect/Preterite (depending on context)</td></tr>
<tr><td>2</td><td>Present/Imperfect/Perfect/Preterite/Future/Conditional (depending on context)</td></tr>
<tr><td>3</td><td>Imperfect/Perfect/Preterite (depending on context)</td></tr>
<tr><td>4</td><td>Imperfect/Perfect/Preterite (depending on context)</td></tr>
<tr><td>5</td><td>Present/Future/Conditional (depending on context)</td></tr>
</table>

3.3: Award a mark out of 12 for Other linguistic features – see generic guidance above

</td><td></td></tr>
</table>

Need a home tutor? Visit smiletutor.sg

© UCLES 2018

Appendix I

Note on using mark schemes with Grade descriptors

It is important that you award marks positively. In order to ensure that you reward achievement rather than penalise failure or omissions, you should start at the bottom of the mark scheme and work upwards through the descriptors when awarding marks.

You should adopt a 'best fit' approach. You must select the set of descriptors provided in the mark scheme that most closely describes the quality of the work being marked. As you work upwards through the mark scheme, you will eventually arrive at a set of descriptors that fits the candidate's performance. When you reach this point, you should always then check the descriptors in the band above to confirm whether or not there is just enough evidence to award a mark in the higher band.

For example, when marking Question 3 you may find that a candidate uses a variety of relevant vocabulary but has varied success with more complex structures. In such cases, you will need to award a mark that takes into account both the strengths and weaknesses of the piece of work.

To select the most appropriate mark within each set of descriptors, use the following guidance:

- If most of the descriptors fit the piece (and after you have considered the band above), award the top mark in the band.
- If there is just enough evidence (and you had perhaps been considering the band below), award the lowest mark in the band.

Note on irrelevant material

In the case of a deliberately evasive answer which consists entirely of irrelevant material exploited in defiance of the rubric, a score of 0 is given. This is extremely rare.

A genuine attempt to answer the question which fails due to a misunderstanding of the rubric will normally lose Communication marks but will score for Language. You should consult your Team Leader.

Need a home tutor? Visit smiletutor.sg

© UCLES 2018

Appendix II: Communication – Rules on how to decide whether a verb is accurate enough to convey meaning

Communication

- an attempt at a verb is required for any communication mark to be awarded
- for QUESTION 2, candidates score 1 or 0 marks for each piece of relevant information they communicate. For a sentence/phrase to be considered for the award of a mark for communication, the verb must meet or go beyond the criteria outlined in B
- for QUESTION 3, candidates score 2, 1 or 0 marks for communicating each task. For the criteria the verb must fulfil in order for a sentence/phrase to be considered for the award of 2 marks for communication, see A below. For the criteria the verb must fulfil for a sentence/phrase to be considered for the award of 1 mark for communication, see B below.
- where a verb fits the criteria for C, the mark for communication is 0
- although some allowances are made for faulty verbs when awarding COMMUNICATION marks (see below); in order for a verb to score a LANGUAGE tick, it must be correct
- 'ticks' for communication are to be placed just above the end of the qualifying sentence/phrase

Need a home tutor? Visit smiletutor.sg

© UCLES 2018

A <u>QUESTION 3 ONLY</u>: Where <u>THE VERB IS APPROPRIATE IN THE MEANING IT CONVEYS AND THE TIME FRAME IS APPROPRIATE</u>, 2 communication marks are awarded in the following cases.

(i)	**For 2 communication marks: accept a Present where a Future context is apparent**	
	El año que viene voy a España = 2 for communication (but see also B (i) for further information)	(*voy* receives a tick for verb)
(ii)	**For 2 communication marks: accept the use of a Future when a Conditional would be correct and vice versa**	
(iii)	**For 2 communication marks: accept a 'phonetic version' of the correct time frame**	
	He passado las vacaciones = 2 for communication *E pasado las vacaciones* = 2 for communication *Mi madre necessita mi ayuda* = 2 for communication *Nececito ir a la tienda* = 2 for communication *He apprendido mucho* = 2 for communication *Mi tía tienne un club* = 2 for communication *He organisado una fiesta* = 2 for communication *Boy a ir al centro* = 2 for communication	(*Empezó a juego* = 1 for communication – *juego* is not phonetic) *Yo quierro jugar al fútbol* = 0 for communication (doublé 'r' is not a phonetic rendering of single 'r') *Yo prefiero llavar los platos* = 0 for communication (double 'll' is not a phonetic rendering of single 'l')
(iv)	**For 2 communication marks: accept the use of any past tense when a past is required, even when a different past tense would be grammatically correct or appropriate**	
	Allow Perfect, Imperfect, Pluperfect or Preterite. Ignore inconsistency in the use of the Imperfect and Preterite if it occurs.	

Need a home tutor? Visit smiletutor.sg

© UCLES 2018

(v)	**Errors of accent: award 2 communication marks (eg *estuve alli* = 2, *tambien fue* = 2, *es fantastico* = 2), <u>except</u> in the following cases**	
	For 2 communication marks, **insist** on the accent on verbs which require it	*Yo comi* = 1 for communication (as an attempted preterite tense) *Esperabamos* = 1 for communication (as an attempted imperfect tense)
	For 2 communication marks, tolerate a grave accent for an acute accent	*Yo comì* = 2 for communication
(vi)	**In complex sentences, reward communication based on the verb in the subordinate clause and reward according to the normal rules (it is the information in the subordinate clause which fulfils the task)**	
	Mi amigo dijo que tenía dolor de cabeza = 2 for communication (in addition both verbs can receive a tick) *Mi amigo dice* (wrong tense) *que tenía dolor de cabeza* = 2 for communication (in addition second verb can receive a tick)	However, *Mi amigo dijo que tiene dolor de cabeza* = 1 for communication (see B (vii)) (in addition first verb can receive a tick) *Mi amigo dijo que él dolor de cabeza* = 0 for communication (no verb in subordinate clause) (first verb can receive a tick)
	Creía que estaba enfermo = 2 for communication (in addition both verbs receive a tick)	However: *Creía que llueve* = 1 for communication (see B (vii)) *Creía que tenía enfermo* = 0 for communication (see B (vii)) (In addition, in both cases, first verb can receive a tick)
(vii)	**Use of a verb in the indicative where a subjunctive would be expected: award 2 communication marks**	
	No creo que haya muchas personas allí = 2 for communication (plus both verbs receive a tick) *No creo que hay muchas personas allí* = 2 for communication (plus first verb receives a tick)	

Need a home tutor? Visit smiletutor.sg

© UCLES 2018

B QUESTIONS 2 AND 3: Where THE VERB IS APPROPRIATE IN THE MEANING IT CONVEYS but is flawed in the following ways, the message is partially conveyed, and 1 communication mark will be awarded.

(i)	**The candidate has produced a correct spelling of an inappropriate form/part/tense of an appropriate verb: award 1 communication mark**	
	He vender el libro = 1 for communication *La gente están contenta* = 1 for communication *Yo trabaje durante las vacaciones* = 1 for communication *Yo voy pasaré* = 1 for communication	No ticks are scored for these verbs
	Task: what do you want to eat for lunch? **Candidate writes:** *Quiero comeré la fruta* = 1 for communication	*Quiero* = tick for verb
	Task: what will you do next year? **Candidate writes:** *El año pasado voy a España* = 1 for communication *El año pasado voy a viajar en España* = 1 for communication *El año que viene yo iba a España* = 1 for communication *El año que viene me gusto jugar al tenis* = 1 for communication	…*voy a*… verb is not rewarded as there is no future context (eg *El año que viene*…) and there is discordance/confusion between the verb and the time indicator that the candidate has used …*voy a viajar*… scores 2 ticks for verbs (*voy a*, *viajar*) as the task requires a future and, despite the use of *pasado*, there is no doubt about the tense of the verb and the tense of the verb agrees with the tense that is required …*iba*… verb does not receive a tick …*me gusto*… verb does not receive a tick
	El año que viene yo vaya al centro = 1 for communication (*ir* is an appropriate verb, *vaya* is a form of the verb *ir* (subjunctive))	*El año que viene yo vaye al centro* = 0 for communication (*vaye* is not any part of the verb *ir*)

Need a home tutor? Visit smiletutor.sg

(ii)	**The candidate has produced a <u>phonetic</u> spelling of an <u>inappropriate</u> form/part/tense of an <u>appropriate</u> verb: award 1 communication mark**	
	Task: what did you enjoy doing on holiday? **Candidate writes:** *Me gustta el tenis* = 1 for communication (phonetic version of the incorrect tense (*me gusta*) of an appropriate verb)	*Me gutsa (el tenis) (gutsa* is not any form/part/tense (nor a phonetic version thereof) of the verb *gusta)*
	Task: what happened at school today? **Candidate writes:** *Apprendo mucho* = 1 for communication (phonetic version of an incorrect part/tense (*aprendo*) of an appropriate verb)	*Apriendo mucho* = 0 for communication (*apriendo* is not any form/part/tense (nor a phonetic version thereof) of the verb *aprender*)
(iii)	**Use of *ser* when *estar* would be correct and vice versa: award 1 communication mark**	
	Soy en acuerdo con el proyecto = 1 *Soy esperando tu carta* = 1 *Era con su hijo* = 1 *Mis hermanas son en la casa* = 1 *Estaba una experiencia maravillosa* = 1 *Estoy un buen estudiante* = 1 *Tu carta está interesante* = 1 *Estará una buena idea* = 1	

Need a home tutor? Visit smiletutor.sg

© UCLES 2018

(iv)	**Mis-use of *haber, hacer*, *tener* and *ser/estar* in idiomatic phrases/simple descriptions: award 1 communication mark**	
	Era/Estaba miedo = 1 *Era/Estaba sed* = 1 *Era/Estaba hambre* = 1 *Era/Estaba cinco años* = 1 *Estaba muy frío en mi casa* = 1 *¿Está playas cerca de tu ciudad?* = 1	(no tick for verb) (no tick for verb) (no tick for verb) (no tick for verb) (no tick for verb) (no tick for verb) **However:** *Ella es el pelo negro* = 0 *Tenía cansado* = 0 *Tenía enfermo* = 0

Need a home tutor? Visit smiletutor.sg

(v)	**The following commonly seen inappropriate usages: award 1 communication mark**	
	Accept for 1 mark *Miré un accidente* for *Vi un accidente* *Yo gusta la música* for *Me gusta la música* *Escuché un ruido* for *Oí un ruido* *En Madrid hay calor* for *En Madrid hace calor*	**Refuse** *Tenía un tiempo muy bueno* for *Lo pasé bien* *He mirado para mi chaqueta* for *He buscado mi chaqueta*
(vi)	**The following commonly seen mis-usages: award 1 communication mark**	
	Me gusto mi casa *Me prefiero los gatos* *Me vivo en el centro* *Me llamo es (Ana)*	*Me llama es (Ana)* = 0 as nothing of worth is communicated *Me llama (Ana)* when the candidate is trying to give his/her own name = 0
(vii)	**In complex sentences, consider the verb in the subordinate clause when awarding the mark for communication and reward according to the normal rules** (see also A (vi))	
	Mi amigo dijo que tiene dolor de cabeza = 1 for communication	The subordinate clause, *tiene dolor de cabeza,* contains an appropriate verb in the wrong time frame which is awarded 1 communication mark (in addition, first verb receives a tick)
	Creía que llueve = 1 for communication	The subordinate clause, *que llueve,* contains an appropriate verb in the wrong time frame which is awarded 1 communication mark according to the usual rules) (in addition, first verb receives a tick)

Need a home tutor? Visit smiletutor.sg

© UCLES 2018

C <u>QUESTIONS 2 AND 3</u>: Award 0 communication marks in the following cases.

(i)	**No attempt at a (real) verb = 0 for communication**	
	yo pie al instituto = 0 for communication *yo caminata mi perro* = 0 for communication *llove* = 0 for communication *yo prefier ir al colegio* = 0 for communication	
(ii)	**The verb attempted delivers a message different from the desired one = 0 for communication**	
	mi padre tiene profesor for *mi padre es profesor* = 0 for communication *llora* for *llueve* = 0 for communication	
(iii)	**The attempt at the verb is not a part/form of an appropriate verb or a phonetic rendition thereof = 0 for communication**	
	El año que viene yo viajer en el centro = 0 for communication (*viajer* is not any part of the verb *viajar*) *Yo buscé mis gafas* = 0 for communication (*buscé* is not any part of the verb *buscar*) *Me gutsa (el tenis)* = 0 for communication (*gutsa* is not any part of the verb *gustar*)	

Need a home tutor? Visit smiletutor.sg

© UCLES 2018

Cambridge International Examinations
Cambridge International General Certificate of Secondary Education

CANDIDATE NAME									
CENTRE NUMBER						CANDIDATE NUMBER				

3883467860

SPANISH **0530/43**

Paper 4 Writing **May/June 2018**

1 hour

Candidates answer on the Question Paper.

No Additional Materials are required.

READ THESE INSTRUCTIONS FIRST

Write your Centre number, candidate number and name in the spaces at the top of this page.
Write in dark blue or black pen.
Do not use staples, paper clips, glue or correction fluid.
DO **NOT** WRITE IN ANY BARCODES.

Answer **three** questions: Question **1**, Question **2 and** Question **3(a) or** Question **3(b) or** Question **3(c)**.

The number of marks is given in brackets [ ] at the end of each question or part question.

This syllabus is approved for use in England, Wales and Northern Ireland as a Cambridge International Level 1/Level 2 Certificate.

This document consists of **6** printed pages and **2** blank pages.

DC (SC/CGW) 144144/1
© UCLES 2018

CAMBRIDGE International Examinations

[Turn over

Need a home tutor? Visit smiletutor.sg

BLANK PAGE

Need a home tutor? Visit smiletutor.sg

Sección 1

1 Te sientes mal. Vas al hospital.

Haz una lista **en español** de **8** cosas que puedes ver.



Ejemplo:

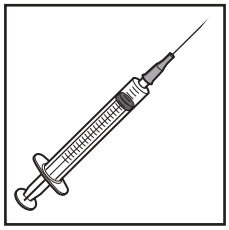

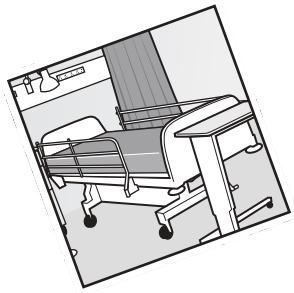

Ejemplo: Inyección



1 _____

2 _____

3 _____

4 _____

5 _____

6 _____

7 _____

8 _____

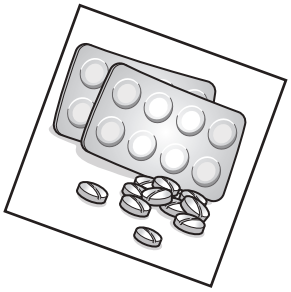











[Total: 5]

Need a home tutor? Visit smiletutor.sg

2 Los meses del año

- ¿Cuál es tu mes preferido? ¿Por qué?
- Describe lo que haces durante tu mes favorito.
- ¿Qué mes del año te gusta menos? ¿Por qué?
- ¿Qué vas a hacer el mes próximo con tu familia?

Debes escribir entre 80 y 90 palabras **en español**.

.....

.....

.....

.....

.....

.....

.....

.....

.....

.....

.....

.....

.....

.....

[Total: 15]

Need a home tutor? Visit smiletutor.sg

Dar la vuelta para la Sección 2.

Need a home tutor? Visit smiletutor.sg

Sección 2

3 Elige **uno** de estos temas.

Debes escribir entre 130 y 140 palabras en español.

(a) Recibiste un premio especial.

Escribe un e-mail a tu amigo/amiga español(a).

- ¿Qué hiciste para ganar el premio?
- ¿Qué recibiste como premio?
- ¿Qué piensas del premio?
- ¿Cómo vas a celebrar tu éxito?
- En tu opinión, ¿qué tipo de persona merece ganar premios?

O

(b) Los conciertos

Escribe un artículo sobre este tema.

- ¿Qué piensas del precio de las entradas para los conciertos?
- ¿Cuáles son las desventajas de los conciertos al aire libre?
- Describe el último concierto al que fuiste. (¿tipo de música? ¿lugar?)
- ¿Con quién fuiste al concierto?
- En el futuro, ¿a quién te gustaría ver en concierto?

O

(c) "Estaba en mi pueblo cuando vi un coche de lujo aparcado en la plaza…"

Continúa la historia.

- ¿Quién bajó del coche?
- ¿Por qué había venido esa persona a tu pueblo?
- ¿Qué hiciste con él/ella?
- ¿Cuál fue tu reacción al encontrar a esa persona?
- ¿Tienes planes para ver a esa persona otra vez?

Need a home tutor? Visit smiletutor.sg

© UCLES 2018

ESCRIBE TU RESPUESTA A LA PREGUNTA 3 AQUÍ

.....

.....

.....

.....

.....

.....

.....

.....

.....

.....

.....

.....

.....

.....

.....

.....

.....

.....

.....

.....

.....

.....

.....

.....

[Total: 30]

Need a home tutor? Visit smiletutor.sg

© UCLES 2018

BLANK PAGE

Permission to reproduce items where third-party owned material protected by copyright is included has been sought and cleared where possible. Every reasonable effort has been made by the publisher (UCLES) to trace copyright holders, but if any items requiring clearance have unwittingly been included, the publisher will be pleased to make amends at the earliest possible opportunity.

To avoid the issue of disclosure of answer-related information to candidates, all copyright acknowledgements are reproduced online in the Cambridge International Examinations Copyright Acknowledgements Booklet. This is produced for each series of examinations and is freely available to download at www.cie.org.uk after the live examination series.

Cambridge International Examinations is part of the Cambridge Assessment Group. Cambridge Assessment is the brand name of University of Cambridge Local Examinations Syndicate (UCLES), which is itself a department of the University of Cambridge.

Need a home tutor? Visit smiletutor.sg

Cambridge Assessment International Education

Grade thresholds – June 2019

Cambridge IGCSE™ Spanish (Foreign Language) (0530)

Grade thresholds taken for Syllabus 0530 (Spanish (Foreign Language)) in the June 2019 examination.

		minimum raw mark required for grade:						
	maximum raw mark available	A	B	C	D	E	F	G
Component 11	45	31	27	22	18	13	9	5
Component 12	45	31	26	22	18	13	9	5
Component 13	45	31	27	22	18	13	9	5
Component 21	45	33	27	22	18	15	12	9
Component 22	45	31	26	21	17	14	11	8
Component 23	45	33	27	22	18	15	12	9
Component 3	100	80	70	60	50	40	30	20
Component 41	50	38	32	26	21	16	11	5
Component 42	50	38	32	26	21	16	11	5
Component 43	50	38	32	26	21	16	11	5

Grade A* does not exist at the level of an individual component.

The maximum total mark for this syllabus, after weighting has been applied, is **200**.

The overall thresholds for the different grades were set as follows.

Option	Combination of Components	A*	A	B	C	D	E	F	G
X	03, 11, 21, 41	171	149	127	105	86	67	49	31
Y	03, 12, 22, 42	169	147	125	104	85	66	48	30
Z	03, 13, 23, 43	171	149	127	105	86	67	49	31

Learn more! For more information please visit **www.cambridgeinternational.org** or contact Customer Services on **+44 (0)1223 553554** or email **info@cambridgeinternational.org**

Need a home tutor? Visit Cambridge Home Tutor Services

Cambridge Assessment International Education
Cambridge International General Certificate of Secondary Education

SPANISH **0530/11**

Paper 1 Listening **May/June 2019**

MARK SCHEME

Maximum Mark: 45

Published

This mark scheme is published as an aid to teachers and candidates, to indicate the requirements of the examination. It shows the basis on which Examiners were instructed to award marks. It does not indicate the details of the discussions that took place at an Examiners' meeting before marking began, which would have considered the acceptability of alternative answers.

Mark schemes should be read in conjunction with the question paper and the Principal Examiner Report for Teachers.

Cambridge International will not enter into discussions about these mark schemes.

Cambridge International is publishing the mark schemes for the May/June 2019 series for most Cambridge IGCSE™, Cambridge International A and AS Level and Cambridge Pre-U components, and some Cambridge O Level components.

This syllabus is regulated for use in England, Wales and Northern Ireland as a Cambridge International Level 1/Level 2 Certificate.

© UCLES 2019

Need a home tutor? Visit smiletutor.sg

PUBLISHED

Generic Marking Principles

These general marking principles must be applied by all examiners when marking candidate answers. They should be applied alongside the specific content of the mark scheme or generic level descriptors for a question. Each question paper and mark scheme will also comply with these marking principles.

GENERIC MARKING PRINCIPLE 1:

Marks must be awarded in line with:

- the specific content of the mark scheme or the generic level descriptors for the question
- the specific skills defined in the mark scheme or in the generic level descriptors for the question
- the standard of response required by a candidate as exemplified by the standardisation scripts.

GENERIC MARKING PRINCIPLE 2:

Marks awarded are always **whole marks** (not half marks, or other fractions).

GENERIC MARKING PRINCIPLE 3:

Marks must be awarded **positively**:

- marks are awarded for correct/valid answers, as defined in the mark scheme. However, credit is given for valid answers which go beyond the scope of the syllabus and mark scheme, referring to your Team Leader as appropriate
- marks are awarded when candidates clearly demonstrate what they know and can do
- marks are not deducted for errors
- marks are not deducted for omissions
- answers should only be judged on the quality of spelling, punctuation and grammar when these features are specifically assessed by the question as indicated by the mark scheme. The meaning, however, should be unambiguous.

GENERIC MARKING PRINCIPLE 4:

Rules must be applied consistently e.g. in situations where candidates have not followed instructions or in the application of generic level descriptors.

© UCLES 2019

GENERIC MARKING PRINCIPLE 5: Marks should be awarded using the full range of marks defined in the mark scheme for the question (however; the use of the full mark range may be limited according to the quality of the candidate responses seen).
GENERIC MARKING PRINCIPLE 6: Marks awarded are based solely on the requirements as defined in the mark scheme. Marks should not be awarded with grade thresholds or grade descriptors in mind.

© UCLES 2019

1 General Marking Principles

1.1 It is not possible to list all acceptable alternatives in the Detailed Mark Scheme provided in Section 2. You will need to consider all alternative answers and unexpected approaches in candidates' scripts, make a decision on whether they communicate the required elements, in consultation with your Team Leader if necessary (or with your Product Manager if you are a single Examiner), and award marks accordingly.

The following marking principles underpin the detailed instructions provided in Section 2 of the Mark Scheme. **Where a decision is taken to deviate from these principles for a particular question, this will be specified in the Mark Scheme.** Often the general principles will have to be weighed up against each other, e.g. the answer might pass the look-alike test (1.5(b)), but if the candidate has produced an answer that is another word in the target language they will not score (1.6).

1.2 Crossing out:

(a)	If a candidate changes his/her mind over an answer and crosses out an attempt, award a mark if the final attempt is correct.
(b)	If a candidate crosses out an answer to a whole question but makes no second attempt at it, mark the crossed out work.

1.3 More than the stipulated number of boxes ticked/crossed by the candidate:

(a)	If more than one attempt is visible, but the candidate has clearly indicated which attempt is his/her final answer (e.g. by crossing out other attempts or by annotating the script in some way), mark in the usual way.
(b)	If two attempts are visible (e.g. 2 boxes ticked instead of the 1 box stipulated), and neither has been crossed out/discounted by the candidate, no mark can be awarded.
(c)	Where candidates must tick a number of boxes (e.g. tick the 6 true statements) and tick too many, apply the following rule: deduct the number of 'extra' answers indicated by the candidate from their number of correct answers. The remaining number is the mark awarded, e.g. the candidate is asked to tick 6 statements, but ticks 8. 5 of the ticks are correctly placed, but 2 are 'extras' (8 ticks placed by candidate minus 6 ticks required by rubric = 2 'extras'). Therefore the candidate is awarded a mark of 3.
(d)	Answers in pen do not take precedence over answers in pencil, e.g. if a candidate is asked to tick 1 box and ticks 2, one in pen and the other in pencil, the mark cannot be awarded unless there is explicit indication from the candidate as to which is his/her final answer.

© UCLES 2019

1.4 For questions requiring more than one element for the answer, (i) and (ii), where the answers are interchangeable:

(a)	Both correct answers on line 1 and line 2 blank = 2
(b)	Both correct answers on line 1 and line 2 wrong = 1

(or vice-versa)

1.5 Answers requiring the use of Spanish (rather than a non-verbal response) should be marked for communication. Tolerate inaccuracies provided the message is clear.

(a)	'If in doubt, sound it out': if you read what the candidate has written, does it sound like the correct answer?
(b)	Look-alike test: does what the candidate has written look like the correct answer?
(c)	Accept incorrect gender or person unless Mark Scheme specifies otherwise.
(d)	Accept incorrect possessive adjectives, e.g. mi, tu, su etc., unless Mark Scheme specifies otherwise.
(e)	Accept incorrect tense unless Mark Scheme specifies otherwise.
(f)	Tolerate incorrect auxiliary unless Mark Scheme specifies otherwise.
(g)	Tolerate incorrect use of infinitive unless Mark Scheme specifies otherwise.

1.6 Unless the Mark Scheme specifies otherwise, **do not accept incorrect Spanish if the word given means something else in Spanish**. (Incorrect Spanish which constitutes a word in any language other than Spanish is marked (i) on the basis of whether it is accepted or refused in the Mark Scheme and (ii) if not mentioned in the Mark Scheme, on the basis of 1.5 above).

1.7 Where words are combined or split inappropriately do not award the mark, e.g. 'supadre' and 'elar ticulo' (inappropriate splitting or combination is an indication that the candidate has not understood).

© UCLES 2019

1.8 Annotation used in the Mark Scheme:

(a)	INV = invalidation and is used when additional material included by the candidate is judged to invalidate an otherwise correct answer thus preventing him/her from scoring the mark (INV = 0).
(b)	tc = 'tout court' and means that on its own the material is not sufficient to score the mark.
(c)	HA = harmless additional material which in conjunction with the correct answer does not prevent the candidate from scoring the mark.
(d)	BOD = benefit of the doubt and is used to indicate material considered by the Examiner and judged to be more correct than incorrect: the benefit of the doubt is given to the candidate and the mark is awarded.

1.9 No response and '0' marks

There is a NR (No Response) option in **RM Assessor**.

Award NR (No Response):
If there is nothing written at all in the answer space or
If there is only a comment which does not in any way relate to the question being asked (e.g. 'can't do' or 'don't know') or
If there is only a mark which isn't an attempt at the question (e.g. a dash, a question mark).

Award 0:
If there is any attempt that earns no credit. This could, for example, include the candidate copying all or some of the question, or any working that does not earn any marks, whether crossed out or not.

© UCLES 2019

1.10 Extra material:

It is the candidate's responsibility to answer questions in such a way as to demonstrate to the Examiner that s/he has understood the recorded material. Where candidates introduce extra, irrelevant material to an otherwise correct answer the danger is that the Examiner is being forced to 'choose' the correct answer and s/he cannot be certain that the candidate has shown understanding. Where the Examiner is put in this position the mark cannot be awarded. The Detailed Mark Scheme cannot cover all eventualities and where specific instructions are not provided, Examiners must check the transcript to ensure the correct elements which would qualify for the mark are not contradicted or distorted by any extra material. The following, general, rules should be applied:

(a)	Extra material, mentioned in the Mark Scheme, which reinforces the correct answer or in itself constitutes an alternative correct answer:	this is acceptable and is not penalised
(b)	Extra material which constitutes an alternative answer, **but which is not explicitly mentioned in the Mark Scheme:**	the Examiner needs to decide, by consulting the transcript and the Team Leader if necessary, whether the alternative answer constitutes: (i) an alternative correct answer, in which case this falls into category (a) and the answer should be rewarded (ii) or an answer which on its own would be refused, in which case this falls into category (c) and the answer should be refused
(c)	Extra material which constitutes an alternative answer **specifically refused in the Mark Scheme:**	this puts the Examiner in the position of having to 'choose' which is the candidate's 'final' answer – the Examiner cannot be sure what the candidate has understood – and the mark cannot be awarded
(d)	Extra material which distorts or contradicts the correct answer:	this affects communication – the Examiner cannot be sure what the candidate has understood – and the mark cannot be awarded
(e)	Extra material introduced by the candidate and which does not feature in the original transcript:	this affects communication – the Examiner cannot be sure what the candidate has understood – and the mark cannot be awarded. It can sometimes be difficult to draw the line between what is a deduction made by an able candidate on the basis of what they have heard and pure guesswork. Therefore where a particular answer is not covered in the Mark Scheme, Examiners should consult their Team Leader

© UCLES 2019

2 Detailed Mark Scheme

Section 1 Exercise 1

Question	Answer	Marks	Guidance
1	C	**1**	
2	C	**1**	
3	D	**1**	
4	A	**1**	
5	B	**1**	
6	B	**1**	
7	A	**1**	
8	D	**1**	

© UCLES 2019

Section 1 Exercise 2

Question	Answer	Marks	Guidance
9	siete y media / 7:30	**1**	Seitey media/siete Siete e media/siete la media siete media
10	A	**1**	
11	C	**1**	
12	A	**1**	
13	B	**1**	
14	África	**1**	
15	C	**1**	

© UCLES 2019

Section 2 Exercise 1

Question	Answer	Marks	Guidance
	(a) ✓		
	(b) ✓		
	(c)		
	(d)		
	(e) ✓		
	(f)		
	(g)		
	(h)		
	(i) ✓		
	(j) ✓		
	(k)		
	(l) ✓		

© UCLES 2019

Question	Answer	Marks	Guidance
16	Type in the letter for each correct option:	**6**	A mark out of 6 is entered for the whole exercise in the mark input box. USE MARKING TOOL TO TICK '✓' EACH CORRECT ANSWER UNLESS ALL 6 CORRECT If more than 6 boxes are ticked by the candidate, indicate 'working' in 'Comments' box: e.g. 7 boxes ticked of which 6 are correct use formula 6–1 = 5 (where 1 = the number of extra boxes ticked).

© UCLES 2019

Section 2 Exercise 2: Part 1

Question	Answer	Marks	Guidance
17	árboles	**1**	**Refuse** plantas Arrbules/arbores/
18	Algunos/unos	**1**	Alguns/algun
19	Vacío/bacio/vasio/basio/bazio	**1**	
20	Llevar/traer	**1**	Levar/ plantar/
21	fantástica	**1**	

Section 2 Exercise 2: Part 2

Question	Answer	Marks	Guidance
22	una reunión (para chicos y profesores) reuñión	**1**	Riunión Hico INV para chicos INV
23	<u>menos</u> de dos horas	**1**	dos horas TC Menos dos horas
24	<u>dar/ofrecer</u> dinero/dinhero	**1**	Oferecer/ofecer Dinero TC
25	(en) el patio (del colegio)	**1**	pateo

Note: For questions with 2 interchangeable answers: 2 correct answers on line 1, line 2 blank = 2; 2 correct answers on line 1, line 2 wrong = 1 (or vice versa)

© UCLES 2019

Section 3 Exercise 1

Question	Answer	Marks	Guidance
26	B	**1**	
27	A	**1**	
28	D	**1**	
29	B	**1**	
30	D	**1**	
31	B	**1**	

Section 3 Exercise 2

Question	Answer	Marks	Guidance
32	(mi/su/la/una) cámara de vídeo	**1**	cámara TC camera
33	vender/vendió/vendiendo su/el/mi/un apartamento/piso/departamento/ apartamiento	**1**	Su apartamento TC
34	se/me llevaba bien con los compañeros	**1**	Companeros INV quedaba bien con los compañeros
35	Estupenda/stupenda	**1**	Estubenda/estupienda
36	en un barrio (muy) pobre	**1**	En Buenos Aires (tc)/bario
37	una anciana boliviana una anciana de Bolivia una boliviana/ mujer que la invitó a comer con su familia	**1**	Boliviana TC Mujer/ niña boliviana

© UCLES 2019

Question	Answer	Marks	Guidance
38	hace falta mucho tiempo / tarda mucho tiempo No tiene terminado de editar los videos Toma mucho tiempo	**1**	falta mucho tiempo
39	(muy) animada	**1**	
40	el/su olor (único)/holor como huele	**1**	Sabor y olor

Note: For questions with 2 interchangeable answers: 2 correct answers on line 1, line 2 blank = 2; 2 correct answers on line 1, line 2 wrong = 1 (or vice versa)

© UCLES 2019

Cambridge Assessment International Education
Cambridge International General Certificate of Secondary Education

SPANISH **0530/12**

Paper 1 Listening **May/June 2019**

MARK SCHEME

Maximum Mark: 45

Published

This mark scheme is published as an aid to teachers and candidates, to indicate the requirements of the examination. It shows the basis on which Examiners were instructed to award marks. It does not indicate the details of the discussions that took place at an Examiners' meeting before marking began, which would have considered the acceptability of alternative answers.

Mark schemes should be read in conjunction with the question paper and the Principal Examiner Report for Teachers.

Cambridge International will not enter into discussions about these mark schemes.

Cambridge International is publishing the mark schemes for the May/June 2019 series for most Cambridge IGCSE™, Cambridge International A and AS Level and Cambridge Pre-U components, and some Cambridge O Level components.

This syllabus is regulated for use in England, Wales and Northern Ireland as a Cambridge International Level 1/Level 2 Certificate.

© UCLES 2019

Need a home tutor? Visit smiletutor.sg

PUBLISHED

Generic Marking Principles

These general marking principles must be applied by all examiners when marking candidate answers. They should be applied alongside the specific content of the mark scheme or generic level descriptors for a question. Each question paper and mark scheme will also comply with these marking principles.

GENERIC MARKING PRINCIPLE 1:

Marks must be awarded in line with:

- the specific content of the mark scheme or the generic level descriptors for the question
- the specific skills defined in the mark scheme or in the generic level descriptors for the question
- the standard of response required by a candidate as exemplified by the standardisation scripts.

GENERIC MARKING PRINCIPLE 2:

Marks awarded are always **whole marks** (not half marks, or other fractions).

GENERIC MARKING PRINCIPLE 3:

Marks must be awarded **positively**:

- marks are awarded for correct/valid answers, as defined in the mark scheme. However, credit is given for valid answers which go beyond the scope of the syllabus and mark scheme, referring to your Team Leader as appropriate
- marks are awarded when candidates clearly demonstrate what they know and can do
- marks are not deducted for errors
- marks are not deducted for omissions
- answers should only be judged on the quality of spelling, punctuation and grammar when these features are specifically assessed by the question as indicated by the mark scheme. The meaning, however, should be unambiguous.

GENERIC MARKING PRINCIPLE 4:

Rules must be applied consistently e.g. in situations where candidates have not followed instructions or in the application of generic level descriptors.

© UCLES 2019

GENERIC MARKING PRINCIPLE 5: Marks should be awarded using the full range of marks defined in the mark scheme for the question (however; the use of the full mark range may be limited according to the quality of the candidate responses seen).
GENERIC MARKING PRINCIPLE 6: Marks awarded are based solely on the requirements as defined in the mark scheme. Marks should not be awarded with grade thresholds or grade descriptors in mind.

© UCLES 2019

1 General Marking Principles

1.1 It is not possible to list all acceptable alternatives in the Detailed Mark Scheme provided in Section 2. You will need to consider all alternative answers and unexpected approaches in candidates' scripts, make a decision on whether they communicate the required elements, in consultation with your Team Leader if necessary (or with your Product Manager if you are a single Examiner), and award marks accordingly.

The following marking principles underpin the detailed instructions provided in Section 2 of the Mark Scheme. **Where a decision is taken to deviate from these principles for a particular question, this will be specified in the Mark Scheme.** Often the general principles will have to be weighed up against each other, e.g. the answer might pass the look-alike test (1.5(b)), but if the candidate has produced an answer that is another word in the target language they will not score (1.6).

1.2 Crossing out:

(a)	If a candidate changes his/her mind over an answer and crosses out an attempt, award a mark if the final attempt is correct.
(b)	If a candidate crosses out an answer to a whole question but makes no second attempt at it, mark the crossed out work.

1.3 More than the stipulated number of boxes ticked/crossed by the candidate:

(a)	If more than one attempt is visible, but the candidate has clearly indicated which attempt is his/her final answer (e.g. by crossing out other attempts or by annotating the script in some way), mark in the usual way.
(b)	If two attempts are visible (e.g. 2 boxes ticked instead of the 1 box stipulated), and neither has been crossed out/discounted by the candidate, no mark can be awarded.
(c)	Where candidates must tick a number of boxes (e.g. tick the 6 true statements) and tick too many, apply the following rule: deduct the number of 'extra' answers indicated by the candidate from their number of correct answers. The remaining number is the mark awarded, e.g. the candidate is asked to tick 6 statements, but ticks 8. 5 of the ticks are correctly placed, but 2 are 'extras' (8 ticks placed by candidate minus 6 ticks required by rubric = 2 'extras'). Therefore the candidate is awarded a mark of 3.
(d)	Answers in pen do not take precedence over answers in pencil, e.g. if a candidate is asked to tick 1 box and ticks 2, one in pen and the other in pencil, the mark cannot be awarded unless there is explicit indication from the candidate as to which is his/her final answer.

© UCLES 2019

1.4 For questions requiring more than one element for the answer, (i) and (ii), where the answers are interchangeable:

(a)	Both correct answers on line 1 and line 2 blank = 2
(b)	Both correct answers on line 1 and line 2 wrong = 1

(or vice-versa)

1.5 Answers requiring the use of Spanish (rather than a non-verbal response) should be marked for communication. Tolerate inaccuracies provided the message is clear.

(a)	'If in doubt, sound it out': if you read what the candidate has written, does it sound like the correct answer?
(b)	Look-alike test: does what the candidate has written look like the correct answer?
(c)	Accept incorrect gender or person unless Mark Scheme specifies otherwise.
(d)	Accept incorrect possessive adjectives, e.g. mi, tu, su etc., unless Mark Scheme specifies otherwise.
(e)	Accept incorrect tense unless Mark Scheme specifies otherwise.
(f)	Tolerate incorrect auxiliary unless Mark Scheme specifies otherwise.
(g)	Tolerate incorrect use of infinitive unless Mark Scheme specifies otherwise.

1.6 Unless the Mark Scheme specifies otherwise, **do not accept incorrect Spanish if the word given means something else in Spanish**. (Incorrect Spanish which constitutes a word in any language other than Spanish is marked (i) on the basis of whether it is accepted or refused in the Mark Scheme and (ii) if not mentioned in the Mark Scheme, on the basis of 1.5 above).

1.7 Where words are combined or split inappropriately do not award the mark, e.g. 'supadre' and 'elar ticulo' (inappropriate splitting or combination is an indication that the candidate has not understood).

© UCLES 2019

1.8 Annotation used in the Mark Scheme:

(a)	INV = invalidation and is used when additional material included by the candidate is judged to invalidate an otherwise correct answer thus preventing him/her from scoring the mark (INV = 0).
(b)	tc = 'tout court' and means that on its own the material is not sufficient to score the mark.
(c)	HA = harmless additional material which in conjunction with the correct answer does not prevent the candidate from scoring the mark.
(d)	BOD = benefit of the doubt and is used to indicate material considered by the Examiner and judged to be more correct than incorrect: the benefit of the doubt is given to the candidate and the mark is awarded.

1.9 No response and '0' marks

There is a NR (No Response) option in **RM Assessor**.

Award NR (No Response):
If there is nothing written at all in the answer space or
If there is only a comment which does not in any way relate to the question being asked (e.g. 'can't do' or 'don't know') or
If there is only a mark which isn't an attempt at the question (e.g. a dash, a question mark).

Award 0:
If there is any attempt that earns no credit. This could, for example, include the candidate copying all or some of the question, or any working that does not earn any marks, whether crossed out or not.

© UCLES 2019

1.10 Extra material:

It is the candidate's responsibility to answer questions in such a way as to demonstrate to the Examiner that s/he has understood the recorded material. Where candidates introduce extra, irrelevant material to an otherwise correct answer the danger is that the Examiner is being forced to 'choose' the correct answer and s/he cannot be certain that the candidate has shown understanding. Where the Examiner is put in this position the mark cannot be awarded. The Detailed Mark Scheme cannot cover all eventualities and where specific instructions are not provided, Examiners must check the transcript to ensure the correct elements which would qualify for the mark are not contradicted or distorted by any extra material. The following, general, rules should be applied:

(a)	Extra material, mentioned in the Mark Scheme, which reinforces the correct answer or in itself constitutes an alternative correct answer:	this is acceptable and is not penalised
(b)	Extra material which constitutes an alternative answer, **but which is not explicitly mentioned in the Mark Scheme:**	the Examiner needs to decide, by consulting the transcript and the Team Leader if necessary, whether the alternative answer constitutes: (i) an alternative correct answer, in which case this falls into category (a) and the answer should be rewarded (ii) or an answer which on its own would be refused, in which case this falls into category (c) and the answer should be refused
(c)	Extra material which constitutes an alternative answer **specifically refused in the Mark Scheme:**	this puts the Examiner in the position of having to 'choose' which is the candidate's 'final' answer – the Examiner cannot be sure what the candidate has understood – and the mark cannot be awarded
(d)	Extra material which distorts or contradicts the correct answer:	this affects communication – the Examiner cannot be sure what the candidate has understood – and the mark cannot be awarded
(e)	Extra material introduced by the candidate and which does not feature in the original transcript:	this affects communication – the Examiner cannot be sure what the candidate has understood – and the mark cannot be awarded. It can sometimes be difficult to draw the line between what is a deduction made by an able candidate on the basis of what they have heard and pure guesswork. Therefore where a particular answer is not covered in the Mark Scheme, Examiners should consult their Team Leader

© UCLES 2019

2 Detailed Mark Scheme

Section 1 Exercise 1

Question	Answer	Marks	Guidance
1	C	**1**	
2	D	**1**	
3	A	**1**	
4	A	**1**	
5	C	**1**	
6	B	**1**	
7	B	**1**	
8	D	**1**	

© UCLES 2019

Section 1 Exercise 2

Question	Answer	Marks	Guidance
9	C	**1**	
10	A	**1**	
11	A	**1**	
12	B	**1**	
13	C	**1**	
14	20 Veinte beinte	**1**	**Refuse** Viente / venti / vinte / vint / vente
15	B	**1**	

Section 2 Exercise 1

Question	Answer	Marks	Guidance
16	**(a)** ✓ **(b)** **(c)** ✓ **(d)** ✓ **(e)** **(f)** **(g)** **(h)** ✓ **(i)** **(j)** **(k)** ✓ **(l)** ✓ Type in the letter for each correct option:	**6**	A mark out of 6 is entered for the whole exercise in the mark input box. If more than 6 boxes are ticked by the candidate: e.g. 7 boxes ticked of which 6 are correct use formula 6–1 = 5 (where 1 = the number of extra boxes ticked).

Section 2 Exercise 2: Part 1

Question	Answer	Marks	Guidance
17	regularmente	1	**Refuse** Regulamente / reguralmente / regaulmente **Refuse** Regularment / regular mente
18	Recoger/ recojer/ coger/ cojer/	1	**Refuse** recorrer
19	hora	1	**Refuse** ora
20	Balón/ valon / balon	1	**Refuse** Ballon/ balo
21	Sencillo/ cencillo/ censillo/ senzillo / zenzillo Sencillio / senciyo / sencilio Sencillo y suficiente **(HA)**	1	**Refuse** Sencilo/ sencio/ sientó / sevillo/ sentillo/ sincillo/ **Refuse** sercio/ senciño / sensío **Refuse** Suficiente **tc**

© UCLES 2019

Section 2 Exercise 2: Part 2

Question	Answer	Marks	Guidance
22	(puso/puse un anuncio en) (una) (la) cafetería Un/el café	1	**Refuse** Cafatería/ cafetaría / cafetria / cafetiría **Refuse** ……y otros padres **INV** **Refuse** Unas cafeterías
23	(puede ponerlos) nervioso(s) Se sienten/están/son nerviosos (sing. or plu. accepted) nervosos (**RAE** accepts* = Real Academia Española) Puede poner los nerviosos	1	**Refuse** Puede nerviosos / Los nerviosos **Refuse** nervillosos/ nerviousos/ nervos / nervicillos /
24	(dar/mandar) una carta Una carta diciendo que estaban contentos (con su trabajo). Reference to 'estaban contentos…' etc. must be properly linked in by 'diciendo' or similar) Una carta que estaban contentos….	1	**Refuse** (Unos clientes le dijeron/ dieron a Laura que) estaban contentos con su trabajo. **Refuse** Mendar / carte **Refuse** Escribir / Hace una carta **Refuse** Una carta a otros clientes **Refuse** Una carta contento con su trabajo **INV** **Refuse** Una carta diciendo **INV** **Refuse** Una carta de su trabajo

© UCLES 2019

Question	Answer	Marks	Guidance
25	(el deberá cuidar a) sus (propios) hijo(s)/ ijos/ chicos/ hijas/ chicas/ propios hijo(s) / los hijos Si el amigo de Laura tienes chicas/chicos Sus propios hijos, (es muy útil en su vida **HA**)	1	**Refuse** Hijo(s) / niño(s) **tc** / los niños **tc** **Refuse** sus (propios) hijos un día **Refuse** propeos/ profios /propr**i**os **Refuse** puesto que… **INV** **Refuse** Si la amiga de Laura tienes chicas

Note: For questions with 2 interchangeable answers: 2 correct answers on line 1, line 2 blank = 2; 2 correct answers on line 1, line 2 wrong = 1 (or vice versa)

© UCLES 2019

Section 3 Exercise 1

Question	Answer	Marks	Guidance
26	B	**1**	
27	A	**1**	
28	A	**1**	
29	C	**1**	
30	B	**1**	
31	D	**1**	

© UCLES 2019

Section 3 Exercise 2

Question	Answer	Marks	Guidance
32	(también) (hay) equipos mixtos/ mistos (**RAE** accepts) (Hacer / tiene / es) equipos mixtos Es mixto(s) Hay equipos mixtas El equipo mixto / Baloncesto mixto(s) Eqipo / ekipo	1	**Refuse** Mixtos / mixto **tc** **Refuse** Mixos / tipos mixtos **Refuse** (……diferentes **INV**) **Refuse** Hay que equipos mixtos **Refuse** iquipos / quipos / equipos mixt **Refuse** Es **muy** (**INV**) mixto
33	los mejores jugadores (del/de mundo) los mejores (del/de mundo) mejores (jugadores) del mundo	1	**Refuse** Más fuertes de Europa **Refuse** mejores jugadores / mejores **tc.** **Refuse** los mejores jugadores el/al mundo **Refuse** los mejores (jugadores) de Europa **Refuse** meillores del mundo / juegadores /… del mondo **Refuse** Jugadores en/del mundo

© UCLES 2019

Question	Answer	Marks	Guidance
34	Hace/ hace 10/diez/dies años (only acceptable spellings of 10) Desde hace 10 años Juega/juga por 10 años Hase / haze 10 años Diez años antes	1	**Refuse** 10/diez años ***tc*** **Refuse** Ase diez años / después de 10 años **Refuse** Hace 10 anos **Refuse** 10 años pasado / por/para 10 años **Refuse** Jugó por 10 años **Refuse** Hacer 10 años
35	(está) (es) (muy/ más) fácil (de) manejar Fácil a/para manejar ……por eso la cuido/cuida mucho **HA**	1	**Refuse** Facil de manajar/ manijar/ manegar/ manigar/ Manear/ demanijar / demanejar/ managar **Refuse** (Es muy) fácil **tc** **Refuse** Fácil**e** de manejar / fácil por manejar / fácil que manejar
36	la silla /silia/siya/cilla (estaba/está/es/era) rota silla (bastante) rota estaba rota / silla tiene un problema / la silla no funciona	1	**Refuse** Rota/o **tc** **Refuse** Estaba rota fue difícil **refuse, but** with a comma/full stop etc. (e.g.: estaba rota, fue difícil) **= HA**
37	(su) deseo de ganar (es impresionante **HA**) Quiere ganar mucho / su ambición para ganar Deceo / dezeo….	1	**Refuse** Decidio/desío de ganar **Refuse** Poder ganar es impresionante **Refuse** Su estilo de ganar **Refuse** Gañar / gagnar

© UCLES 2019

Question	Answer	Marks	Guidance
38	(cuando jugó/ jugué) el/su primer(a/o) partido con el equipo español(a) /de España el primer partido en el equipo España primer partido con/por/para España eqipo /equipo primer partido con equipo español / de España Note: Don't penalise same wrong spelling of equipo twice (see **Q32**)	**1**	**Refuse** Espagñol/ Espagnol/ espanol/ **Refuse** Primer partido con **su/un** equipo español **Refuse** Primer partido el equipo español **Refuse** Primer partido con el equipo **de** español / con español **Refuse** Primer partido **del** equipo español **Refuse** Hace un equipo español **Refuse** Primer partido en el jugar español **Refuse** Cuento (**INV**) jugó con el equipo español **Refuse** Cuando **era** en el equipo español
39	(en) (los) periódico(s) (No recibe atención(es) por **HA**) los periódicos	**1**	**Refuse** Se debe hablar más de ese deporte **Refuse** Peredolicos / pereodicos **Refuse** Un poco más periódicos **Refuse** No atención en periódicos **Refuse** atentión **INV**

© UCLES 2019

Question	Answer	Marks	Guidance
40	en directo (porque es más emocionante que a pie **HA**) Un partido en directo porque es más emocionante que **un** baloncesto a pie (HA). Ver un partido es en directo	1	**Refuse** Directo/ en direto/ indirecto/ in directo **Refuse** …….porque es igual que un partido a pie (**INV**) **Refuse** En directe / el directo / en un directo / en derecto / de directo **Refuse** Haber (**INV**) un partido en directo **Refuse** (un) partido directo

Note: For questions with 2 interchangeable answers: 2 correct answers on line 1, line 2 blank = 2; 2 correct answers on line 1, line 2 wrong = 1 (or vice versa)

© UCLES 2019

Cambridge Assessment International Education
Cambridge International General Certificate of Secondary Education

SPANISH **0530/13**

Paper 1 Listening **May/June 2019**

MARK SCHEME

Maximum Mark: 45

Published

This mark scheme is published as an aid to teachers and candidates, to indicate the requirements of the examination. It shows the basis on which Examiners were instructed to award marks. It does not indicate the details of the discussions that took place at an Examiners' meeting before marking began, which would have considered the acceptability of alternative answers.

Mark schemes should be read in conjunction with the question paper and the Principal Examiner Report for Teachers.

Cambridge International will not enter into discussions about these mark schemes.

Cambridge International is publishing the mark schemes for the May/June 2019 series for most Cambridge IGCSE™, Cambridge International A and AS Level and Cambridge Pre-U components, and some Cambridge O Level components.

This syllabus is regulated for use in England, Wales and Northern Ireland as a Cambridge International Level 1/Level 2 Certificate.

© UCLES 2019

Need a home tutor? Visit smiletutor.sg

PUBLISHED

Generic Marking Principles

These general marking principles must be applied by all examiners when marking candidate answers. They should be applied alongside the specific content of the mark scheme or generic level descriptors for a question. Each question paper and mark scheme will also comply with these marking principles.

GENERIC MARKING PRINCIPLE 1:

Marks must be awarded in line with:

- the specific content of the mark scheme or the generic level descriptors for the question
- the specific skills defined in the mark scheme or in the generic level descriptors for the question
- the standard of response required by a candidate as exemplified by the standardisation scripts.

GENERIC MARKING PRINCIPLE 2:

Marks awarded are always **whole marks** (not half marks, or other fractions).

GENERIC MARKING PRINCIPLE 3:

Marks must be awarded **positively**:

- marks are awarded for correct/valid answers, as defined in the mark scheme. However, credit is given for valid answers which go beyond the scope of the syllabus and mark scheme, referring to your Team Leader as appropriate
- marks are awarded when candidates clearly demonstrate what they know and can do
- marks are not deducted for errors
- marks are not deducted for omissions
- answers should only be judged on the quality of spelling, punctuation and grammar when these features are specifically assessed by the question as indicated by the mark scheme. The meaning, however, should be unambiguous.

GENERIC MARKING PRINCIPLE 4:

Rules must be applied consistently e.g. in situations where candidates have not followed instructions or in the application of generic level descriptors.

© UCLES 2019

GENERIC MARKING PRINCIPLE 5: Marks should be awarded using the full range of marks defined in the mark scheme for the question (however; the use of the full mark range may be limited according to the quality of the candidate responses seen).
GENERIC MARKING PRINCIPLE 6: Marks awarded are based solely on the requirements as defined in the mark scheme. Marks should not be awarded with grade thresholds or grade descriptors in mind.

© UCLES 2019

1 General Marking Principles

1.1 It is not possible to list all acceptable alternatives in the Detailed Mark Scheme provided in Section 2. You will need to consider all alternative answers and unexpected approaches in candidates' scripts, make a decision on whether they communicate the required elements, in consultation with your Team Leader if necessary (or with your Product Manager if you are a single Examiner), and award marks accordingly.

The following marking principles underpin the detailed instructions provided in Section 2 of the Mark Scheme. **Where a decision is taken to deviate from these principles for a particular question, this will be specified in the Mark Scheme.** Often the general principles will have to be weighed up against each other, e.g. the answer might pass the look-alike test (1.5(b)), but if the candidate has produced an answer that is another word in the target language they will not score (1.6).

1.2 Crossing out:

(a)	If a candidate changes his/her mind over an answer and crosses out an attempt, award a mark if the final attempt is correct.
(b)	If a candidate crosses out an answer to a whole question but makes no second attempt at it, mark the crossed out work.

1.3 More than the stipulated number of boxes ticked/crossed by the candidate:

(a)	If more than one attempt is visible, but the candidate has clearly indicated which attempt is his/her final answer (e.g. by crossing out other attempts or by annotating the script in some way), mark in the usual way.
(b)	If two attempts are visible (e.g. 2 boxes ticked instead of the 1 box stipulated), and neither has been crossed out/discounted by the candidate, no mark can be awarded.
(c)	Where candidates must tick a number of boxes (e.g. tick the 6 true statements) and tick too many, apply the following rule: deduct the number of 'extra' answers indicated by the candidate from their number of correct answers. The remaining number is the mark awarded, e.g. the candidate is asked to tick 6 statements, but ticks 8. 5 of the ticks are correctly placed, but 2 are 'extras' (8 ticks placed by candidate minus 6 ticks required by rubric = 2 'extras'). Therefore the candidate is awarded a mark of 3.
(d)	Answers in pen do not take precedence over answers in pencil, e.g. if a candidate is asked to tick 1 box and ticks 2, one in pen and the other in pencil, the mark cannot be awarded unless there is explicit indication from the candidate as to which is his/her final answer.

© UCLES 2019

1.4 For questions requiring more than one element for the answer, (i) and (ii), where the answers are interchangeable:

(a)	Both correct answers on line 1 and line 2 blank = 2
(b)	Both correct answers on line 1 and line 2 wrong = 1

(or vice-versa)

1.5 Answers requiring the use of Spanish (rather than a non-verbal response) should be marked for communication. Tolerate inaccuracies provided the message is clear.

(a)	'If in doubt, sound it out': if you read what the candidate has written, does it sound like the correct answer?
(b)	Look-alike test: does what the candidate has written look like the correct answer?
(c)	Accept incorrect gender or person unless Mark Scheme specifies otherwise.
(d)	Accept incorrect possessive adjectives, e.g. mi, tu, su etc., unless Mark Scheme specifies otherwise.
(e)	Accept incorrect tense unless Mark Scheme specifies otherwise.
(f)	Tolerate incorrect auxiliary unless Mark Scheme specifies otherwise.
(g)	Tolerate incorrect use of infinitive unless Mark Scheme specifies otherwise.

1.6 Unless the Mark Scheme specifies otherwise, **do not accept incorrect Spanish if the word given means something else in Spanish**. (Incorrect Spanish which constitutes a word in any language other than Spanish is marked (i) on the basis of whether it is accepted or refused in the Mark Scheme and (ii) if not mentioned in the Mark Scheme, on the basis of 1.5 above).

1.7 Where words are combined or split inappropriately do not award the mark, e.g. 'supadre' and 'elar ticulo' (inappropriate splitting or combination is an indication that the candidate has not understood).

© UCLES 2019

1.8 Annotation used in the Mark Scheme:

(a)	INV = invalidation and is used when additional material included by the candidate is judged to invalidate an otherwise correct answer thus preventing him/her from scoring the mark (INV = 0).
(b)	tc = 'tout court' and means that on its own the material is not sufficient to score the mark.
(c)	HA = harmless additional material which in conjunction with the correct answer does not prevent the candidate from scoring the mark.
(d)	BOD = benefit of the doubt and is used to indicate material considered by the Examiner and judged to be more correct than incorrect: the benefit of the doubt is given to the candidate and the mark is awarded.

1.9 No response and '0' marks

There is a NR (No Response) option in **RM Assessor**.

Award NR (No Response):
If there is nothing written at all in the answer space or
If there is only a comment which does not in any way relate to the question being asked (e.g. 'can't do' or 'don't know') or
If there is only a mark which isn't an attempt at the question (e.g. a dash, a question mark).

Award 0:
If there is any attempt that earns no credit. This could, for example, include the candidate copying all or some of the question, or any working that does not earn any marks, whether crossed out or not.

© UCLES 2019

1.10 Extra material:

It is the candidate's responsibility to answer questions in such a way as to demonstrate to the Examiner that s/he has understood the recorded material. Where candidates introduce extra, irrelevant material to an otherwise correct answer the danger is that the Examiner is being forced to 'choose' the correct answer and s/he cannot be certain that the candidate has shown understanding. Where the Examiner is put in this position the mark cannot be awarded. The Detailed Mark Scheme cannot cover all eventualities and where specific instructions are not provided, Examiners must check the transcript to ensure the correct elements which would qualify for the mark are not contradicted or distorted by any extra material. The following, general, rules should be applied:

(a)	Extra material, mentioned in the Mark Scheme, which reinforces the correct answer or in itself constitutes an alternative correct answer:	this is acceptable and is not penalised
(b)	Extra material which constitutes an alternative answer, **but which is not explicitly mentioned in the Mark Scheme:**	the Examiner needs to decide, by consulting the transcript and the Team Leader if necessary, whether the alternative answer constitutes: (i) an alternative correct answer, in which case this falls into category (a) and the answer should be rewarded (ii) or an answer which on its own would be refused, in which case this falls into category (c) and the answer should be refused
(c)	Extra material which constitutes an alternative answer **specifically refused in the Mark Scheme:**	this puts the Examiner in the position of having to 'choose' which is the candidate's 'final' answer – the Examiner cannot be sure what the candidate has understood – and the mark cannot be awarded
(d)	Extra material which distorts or contradicts the correct answer:	this affects communication – the Examiner cannot be sure what the candidate has understood – and the mark cannot be awarded
(e)	Extra material introduced by the candidate and which does not feature in the original transcript:	this affects communication – the Examiner cannot be sure what the candidate has understood – and the mark cannot be awarded. It can sometimes be difficult to draw the line between what is a deduction made by an able candidate on the basis of what they have heard and pure guesswork. Therefore where a particular answer is not covered in the Mark Scheme, Examiners should consult their Team Leader

© UCLES 2019

2 Detailed Mark Scheme

Section 1 Exercise 1

Question	Answer	Marks	Guidance
1	B	**1**	
2	B	**1**	
3	C	**1**	
4	B	**1**	
5	A	**1**	
6	B	**1**	
7	D	**1**	
8	A	**1**	

© UCLES 2019

Section 1 Exercise 2

Question	Answer	Marks	Guidance
9	polideportivo/ poli deportivo	**1**	**Refuse** colideportivo INV en el mañana
10	A	**1**	
11	B	**1**	
12	B	**1**	
13	A	**1**	
14	castillo/castiyo/castillio/castilio	**1**	**Refuse** castilo/ castello / castillo INV donde será
15	C	**1**	

Section 2 Exercise 1

Question	Answer	Marks	Guidance
16	**(a)** **(b)** ✓ **(c)** **(d)** ✓ **(e)** **(f)** ✓ **(g)** ✓ **(h)** **(i)** ✓ **(j)** **(k)** **(l)** ✓ Type in the letter for each correct option: b, d, f, g, i, l	**6**	A mark out of 6 is entered for the whole exercise in the mark input box. If more than 6 boxes are ticked by the candidate, indicate 'working' in 'Comments' box: e.g. 7 boxes ticked of which 6 are correct use formula 6-1 = 5 (where 1 = the number of extra boxes ticked).

Section 2 Exercise 2: Part 1

Question	Answer	Marks	Guidance
17	antiguas/antiguo/a	1	**Refuse** antigas/antijuas/antigues
18	taquilla/taquillia/taquilia taqilla taquiya	1	**Refuse** tacilla/tequila/taquija
19	cena(r)/senar/zenar restaurante/restorán	1	**Refuse** cinar/comer **Refuse** restaurant
20	dentro/adentro/en dentro	1	**Refuse** deltro
21	tarea	1	**Refuse** talea/ tarella/tarrea

© UCLES 2019

Section 2 Exercise 2: Part 2

Question	Answer	Marks	Guidance
22	(durante un rato lo que hice/hizo fue) gritar un gritar gritó/gritaba fue/hizo gritar	1	**Refuse** Marcela hizo fue gritar, teléfono INV
23	(mi/su/el) novio (a)compañara su novio	1	**Refuse** se INV novio **Refuse** Tu novio va a ir Marcela como voluntaria
24	director(a) (de) cine	1	**Refuse** director(a) TC **Refuse** director la/el cine **Refuse** director de al cine **Refuse** director a cine
25	(fue/era) (muy) amable Fue amable, HA estuvieron/fueron amigos	1	**Refuse** amarble/ amiable/ agradable/ amarle **Refuse** soy INV muy amable **Refuse** Marcela fue muy amable **Refuse** fue muy amable pero no se conocido INV **Refuse** no le importa INV fue muy amable **Refuse** fue amable, estuvaron INV amigos

Note: For questions with 2 interchangeable answers: 2 correct answers on line 1, line 2 blank = 2; 2 correct answers on line 1, line 2 wrong = 1 (or vice versa)

© UCLES 2019

Section 3 Exercise 1

Question	Answer	Marks	Guidance
26	A	**1**	
27	D	**1**	
28	B	**1**	
29	D	**1**	
30	C	**1**	
31	C	**1**	

© UCLES 2019

Section 3 Exercise 2

Question	Answer	Marks	Guidance
32	en el patio	1	**Refuse** después de clase/en la escuela
33	tiempo libre no HA tiempo libre su tiempo libre	1	**Refuse** En INV su tiempo libre **Refuse** El máximo INV, no tuvo tiempo libre.
34	puso/poner fotos (de su/mi trabajo) en redes sociales puso fotos en Internet	1	**Refuse** puso fotos TC **Refuse** posó/ posto fotos **Refuse** toma fotos en redes sociales **Refuse** puso fotos en INV reder sociales **Refuse** puso fotos en media. **Refuse** sacar fotos del trabajo **Refuse** photos/potos
35	<u>después</u> de unas <u>semanas</u> después unas/las semanas después de una semanas	1	**Refuse** después de <u>una</u> INV semana **Refuse** unas semanas TC **Refuse** después de unas semana **Refuse** <u>dentro</u> de unas semanas

© UCLES 2019

Question	Answer	Marks	Guidance
36	(en su peluquería) (solo) (usa(n) productos naturales	1	**Refuse** peluquería son productos naturales
	(los) productos naturales (se) respetan sus/los gustos	1	**Refuse** respectan/repetan sus gustos **Refuse** sus gustos TC **Refuse** justos
37	(muy) corto/ nunca largo siempre corto más cómoda HA	1	**Refuse** lleva su pelo de INV cortos **Refuse** leva INV pelo corto
38	al/el/su perro (de la familia) no puede viajar con su perro perro en su familia	1	**Refuse** la familia INV y su perro **Refuse** pero
39	(intenta) comer sano comi sano comer sana	1	**Refuse** INV ve a sus amigos e intenta comer sano **Refuse** Julia come cosas salud

Note: For questions with 2 interchangeable answers: 2 correct answers on line 1, line 2 blank = 2; 2 correct answers on line 1, line 2 wrong = 1 (or vice versa)

© UCLES 2019

Cambridge Assessment International Education
Cambridge International General Certificate of Secondary Education

SPANISH **0530/21**

Paper 2 Reading **May/June 2019**

MARK SCHEME

Maximum Mark: 45

Published

This mark scheme is published as an aid to teachers and candidates, to indicate the requirements of the examination. It shows the basis on which Examiners were instructed to award marks. It does not indicate the details of the discussions that took place at an Examiners' meeting before marking began, which would have considered the acceptability of alternative answers.

Mark schemes should be read in conjunction with the question paper and the Principal Examiner Report for Teachers.

Cambridge International will not enter into discussions about these mark schemes.

Cambridge International is publishing the mark schemes for the May/June 2019 series for most Cambridge IGCSE™, Cambridge International A and AS Level and Cambridge Pre-U components, and some Cambridge O Level components.

This syllabus is regulated for use in England, Wales and Northern Ireland as a Cambridge International Level 1/Level 2 Certificate.

© UCLES 2019

Need a home tutor? Visit smiletutor.sg

PUBLISHED

Generic Marking Principles

These general marking principles must be applied by all examiners when marking candidate answers. They should be applied alongside the specific content of the mark scheme or generic level descriptors for a question. Each question paper and mark scheme will also comply with these marking principles.

GENERIC MARKING PRINCIPLE 1:

Marks must be awarded in line with:

- the specific content of the mark scheme or the generic level descriptors for the question
- the specific skills defined in the mark scheme or in the generic level descriptors for the question
- the standard of response required by a candidate as exemplified by the standardisation scripts.

GENERIC MARKING PRINCIPLE 2:

Marks awarded are always **whole marks** (not half marks, or other fractions).

GENERIC MARKING PRINCIPLE 3:

Marks must be awarded **positively**:

- marks are awarded for correct/valid answers, as defined in the mark scheme. However, credit is given for valid answers which go beyond the scope of the syllabus and mark scheme, referring to your Team Leader as appropriate
- marks are awarded when candidates clearly demonstrate what they know and can do
- marks are not deducted for errors
- marks are not deducted for omissions
- answers should only be judged on the quality of spelling, punctuation and grammar when these features are specifically assessed by the question as indicated by the mark scheme. The meaning, however, should be unambiguous.

GENERIC MARKING PRINCIPLE 4:

Rules must be applied consistently e.g. in situations where candidates have not followed instructions or in the application of generic level descriptors.

© UCLES 2019

GENERIC MARKING PRINCIPLE 5: Marks should be awarded using the full range of marks defined in the mark scheme for the question (however; the use of the full mark range may be limited according to the quality of the candidate responses seen).
GENERIC MARKING PRINCIPLE 6: Marks awarded are based solely on the requirements as defined in the mark scheme. Marks should not be awarded with grade thresholds or grade descriptors in mind.

© UCLES 2019

1 General Marking Principles

1.1 It is not possible to list all acceptable alternatives in the Detailed Mark Scheme provided in Section 2. You will need to consider all alternative answers and unexpected approaches in candidates' scripts, make a decision on whether they communicate the required elements, in consultation with your Team Leader if necessary (or with your Product Manager if you are a single Examiner), and award marks accordingly.

The following marking principles underpin the detailed instructions provided in Section 5 of the Mark Scheme. **Where a decision is taken to deviate from these principles for a particular question, this will be specified in the Mark Scheme.** Often the general principles will have to be weighed up against each other, e.g. the answer might pass the look-alike test (1.5(b)), but if the candidate has produced an answer that is another word in the target language they will not score (1.6).

1.2 Crossing out:

(a)	If a candidate changes his/her mind over an answer and crosses out an attempt, award a mark if the final attempt is correct.
(b)	If a candidate crosses out an answer to a whole question but makes no second attempt at it, mark the crossed out work.

1.3 More than the stipulated number of boxes ticked/crossed by the candidate:

(a)	If more than one attempt is visible, but the candidate has clearly indicated which attempt is his/her final answer (e.g. by crossing out other attempts or by annotating the script in some way), mark in the usual way.
(b)	If two attempts are visible (e.g. 2 boxes ticked instead of the 1 box stipulated), and neither has been crossed out/discounted by the candidate, no mark can be awarded.
(c)	Where candidates must tick a number of boxes (e.g. tick the 6 true statements) and tick too many, apply the following rule: deduct the number of 'extra' answers indicated by the candidate from their number of correct answers. The remaining number is the mark awarded, e.g. the candidate is asked to tick 6 statements, but ticks 8. 5 of the ticks are correctly placed, but 2 are 'extras' (8 ticks placed by candidate minus 6 ticks required by rubric = 2 'extras'). Therefore the candidate is awarded a mark of 3.
(d)	Answers in pen do not take precedence over answers in pencil, e.g. if a candidate is asked to tick 1 box and ticks 2, one in pen and the other in pencil, the mark cannot be awarded unless there is explicit indication from the candidate as to which is his/her final answer.

© UCLES 2019

1.4 For questions requiring more than one element for the answer, (i) and (ii), where the answers are interchangeable:

(a)	Both correct answers on line 1 and line 2 blank = 2
(b)	Both correct answers on line 1 and line 2 wrong = 1

(or vice-versa)

1.5 Answers requiring the use of Spanish (rather than a non-verbal response) should be marked for communication. Tolerate inaccuracies provided the message is clear.

(a)	'If in doubt, sound it out': if you read what the candidate has written, does it sound like the correct answer?
(b)	Look-alike test: does what the candidate has written look like the correct answer?
(c)	Accept incorrect gender or person unless Mark Scheme specifies otherwise.
(d)	Accept incorrect possessive adjectives, e.g. mi, tu, su etc., unless Mark Scheme specifies otherwise.
(e)	Accept incorrect tense unless Mark Scheme specifies otherwise.
(f)	Tolerate incorrect auxiliary unless Mark Scheme specifies otherwise.
(g)	Tolerate incorrect use of infinitive unless Mark Scheme specifies otherwise.

1.6 Unless the Mark Scheme specifies otherwise, **do not accept incorrect Spanish if the word given means something else in Spanish**. (Incorrect Spanish which constitutes a word in any language other than Spanish is marked (i) on the basis of whether it is accepted or refused in the Mark Scheme and (ii) if not mentioned in the Mark Scheme, on the basis of 4.5 above).

© UCLES 2019

1.7 Annotation used in the Mark Scheme:

(a)	INV = invalidation and is used when additional material included by the candidate is judged to invalidate an otherwise correct answer thus preventing him/her from scoring the mark (INV = 0).
(b)	tc = 'tout court' and means that on its own the material is not sufficient to score the mark.
(c)	HA = harmless additional material which in conjunction with the correct answer does not prevent the candidate from scoring the mark.
(d)	BOD = benefit of the doubt and is used to indicate material considered by the Examiner and judged to be more correct than incorrect: the benefit of the doubt is given to the candidate and the mark is awarded.

1.8 No response and '0' marks

There is a NR (No Response) option in **RM Assessor**.

Award NR (No Response):
If there is nothing written at all in the answer space or
If there is only a comment which does not in any way relate to the question being asked (e.g. 'can't do' or 'don't know') or
If there is only a mark which isn't an attempt at the question (e.g. a dash, a question mark).

Award 0:
If there is any attempt that earns no credit. This could, for example, include the candidate copying all or some of the question, or any working that does not earn any marks, whether crossed out or not.

© UCLES 2019

1.9 Extra material:

It is the candidate's responsibility to answer questions in such a way as to demonstrate to the Examiner that s/he has understood the reading text. Where candidates introduce extra, irrelevant material to an otherwise correct answer the danger is that the Examiner is being forced to 'choose' the correct answer and s/he cannot be certain that the candidate has shown understanding. Where the Examiner is put in this position the mark cannot be awarded. The Detailed Mark Scheme cannot cover all eventualities and where specific instructions are not provided, Examiners must check the reading text to ensure the correct elements which would qualify for the mark are not contradicted or distorted by any extra material. The following, general, rules should be applied:

(a)	Extra material, mentioned in the Mark Scheme, which reinforces the correct answer or in itself constitutes an alternative correct answer:	this is acceptable and is not penalised
(b)	Extra material which constitutes an alternative answer, **but which is not explicitly mentioned in the Mark Scheme:**	the Examiner needs to decide, by consulting the text and the Team Leader if necessary, whether the alternative answer constitutes: (i) an alternative correct answer, in which case this falls into category (a) and the answer should be rewarded (ii) or an answer which on its own would be refused, in which case this falls into category (c) and the answer should be refused
(c)	Extra material which constitutes an alternative answer **specifically refused in the Mark Scheme:**	this puts the Examiner in the position of having to 'choose' which is the candidate's 'final' answer – the Examiner cannot be sure what the candidate has understood – and the mark cannot be awarded
(d)	Extra material which distorts or contradicts the correct answer:	this affects communication – the Examiner cannot be sure what the candidate has understood – and the mark cannot be awarded
(e)	Extra material introduced by the candidate and which does not feature in the original text:	this affects communication – the Examiner cannot be sure what the candidate has understood – and the mark cannot be awarded. It can sometimes be difficult to draw the line between what is a deduction made by an able candidate on the basis of what they have read and pure guesswork. Therefore where a particular answer is not covered in the Mark Scheme, Examiners should consult their Team Leader

© UCLES 2019

2 Detailed Mark Scheme

Section 1 Exercise 1

Question	Answer	Marks	Guidance
1	D	**1**	
2	B	**1**	
3	A	**1**	
4	A	**1**	
5	C	**1**	

Section 1 Exercise 2

Question	Answer	Marks	Guidance
6	F	**1**	
7	B	**1**	
8	C	**1**	
9	A	**1**	
10	E	**1**	

© UCLES 2019

Section 1 Exercise 3

Question	Answer	Marks	Guidance
11	A	**1**	
12	B	**1**	
13	C	**1**	
14	B	**1**	
15	A	**1**	

Section 2 Exercise 1

Question	Answer	Marks	Guidance
16	pequeños	**1**	
17	escuela	**1**	
18	principios	**1**	
19	arreglar	**1**	
20	cerca	**1**	

© UCLES 2019

Section 2 Exercise 2

- **In this exercise**, reward the candidate for being able to locate the answer in the passage.
- Ignore extra material (whether Spanish is accurate or inaccurate) unless the Mark Scheme specifies otherwise.
- **Accept lifting unless it is specifically refused in the Mark Scheme.**
- READ SECTION 1: GENERAL MARKING PRINCIPLES.
- Accept *mi, mis, tu, tus, su, sus,* etc.

ACCEPT: wrong genders throughout

Question	Answer	Marks	Guidance
21	(a) (varios) países europeos/Europa	**1**	**Refuse** un viaje ***t.c.*** **Refuse** europeos ***t.c.***
22	(está/estoy) preocupado	**1**	**Refuse** preocupado y necesito algunos consejos
23	cosas pesadas	**1**	
24	después de medianoche	**1**	
25	(con) alguien conocido	**1**	
26	(en la mayoría de los sitios) (se) puede pagar con tarjeta	**1**	
27	(una) caja fuerte	**1**	
28	buscar información	**1**	
29	(la bateria dura) (al menos) dos días	**1**	**Refuse** además, la batería dura al menos dos días **Refuse** la batería dura al menos dos días, lo que está bien **Refuse** menos dos días
30	((llamar) puede ser) muy caro	**1**	

Note: For questions with 2 interchangeable answers: 2 correct answers on line 1, line 2 blank = 2; 2 correct answers on line 1, line 2 wrong = 1 (or vice versa)

© UCLES 2019

Section 3

Look for signs of genuine comprehension. Usually, candidates who lift **indiscriminately** fail to demonstrate comprehension and will not score the mark. However, **careful** lifting of the details required to answer the question does demonstrate comprehension and should be rewarded. This Detailed Mark Scheme provides specific guidance but in cases not covered, see General Marking Principles, Section 1.9.

In this section, take into account the whole of the candidate's answer. We are still applying the sound-alike rule (e.g. *pasado* = *passado*).

READ SECTION 1: GENERAL MARKING PRINCIPLES

FOR ANSWERS NOT COVERED BY MARK SCHEME, ANNOTATION TOOL MAY BE USED, e.g. INV or BOD

REFUSE DIRECT SPEECH HOWEVER IT IS PRESENTED.

Section 3 Exercise 1

1 Mark available per question for True or False + 1 Mark available for correction of each False statement.

First award marks for the True/False element and then award marks for the justification of the False statements.

True/False element: all 5 statements appear on screen. Enter mark as appropriate for correct identification of each statement as True or False.

- **If neither True nor False is 'ticked' for a question, enter N/R (no response)**.
- **If both True and False are 'ticked' (and there is no clarification of candidate's 'final' answer), enter 0.**

Justification for false statements: only the 3 False statements appear on screen.

- **If the candidate correctly identified the statement as False, mark the justification and enter the mark**
- **If True is 'ticked',** award N/R (or 0 if justification is provided)
- **If True and False are both 'ticked' (and there is no clarification of candidate's 'final' answer),** award 0 (ignore any justification)
- **If neither True nor False is 'ticked'**, mark justification and enter mark (no mark awarded for True/False element)

© UCLES 2019

Question	Answer	Marks	Guidance
	TRUE / **FALSE** ☐ / ✓ ☐ / ✓ ✓ / ☐ ☐ / ✓ ✓ / ☐		
31	FALSO	**1**	See grid above for marking True/False element
32	FALSO	**1**	See grid above for marking True/False element
33	VERDADERO	**1**	See grid above for marking True/False element
34	FALSO	**1**	See grid above for marking True/False element
35	VERDADERO	**1**	See grid above for marking True/False element

© UCLES 2019

PUBLISHED

JUSTIFICATION
ACCEPT: wrong genders throughout

IN EACH CASE, CHECK FALSO IS TICKED

Question	Answer	Marks	Guidance
31	**FALSO**		
	ACCEPT: CHECK FALSO IS TICKED Julia hace yoga a diario/diariamente/todos los días	**1**	**REFUSE MERE ADDITION OF NEGATIVE**
32	**FALSO**		
	ACCEPT: CHECK FALSO IS TICKED Julia se interesó en el yoga al ver a unos niños practicándolo (Julia se interesó en el yoga porque/cuando) vio a unos niños practicándolo Su interés por el yoga nació al ver a unos niños practicándolo.	**1**	**REFUSE MERE ADDITION OF NEGATIVE** **Refuse** su interés por el yoga, nos cuenta Julia, nació al ver a unos niños practicándolo **Refuse** nació al ver a unos niños practicándolo.
33	**VERDADERO**		
34	**FALSO**	**1**	
	ACCEPT: CHECK FALSO IS TICKED (algunos de los/ciertos alumnos de Julia) se sienten/están orgullosos		**REFUSE MERE ADDITION OF NEGATIVE** **Refuse** veo en su cara que están orgullosos (al darse cuenta de que sí pueden) **Refuse** Están orgullosos al darse cuenta de que sí pueden
35	**VERDADERO**		

© UCLES 2019

Section 3 Exercise 2

Question	Answer	Marks	Guidance
36	(estaba) harto (de los típicos hoteles de la zona)	**1**	**Refuse** yo… **Refuse** …así que me puse…
37	(para) plantar verduras plantarían verduras	**1**	**Refuse** plantaríamos verduras **Refuse** verduras ***tc***
38	tres/3 años (ya) han pasado tres años desde que lo compraron	**1**	
39	(las) <u>fuertes</u> lluvias	**1**	**Refuse** lluvias ***tc***
40	(de una) fuente (natural)	**1**	
41	todo (lo que ha usado) es reciclado	**1**	
42	el medio natural (que rodea al hotel) (es único)	**1**	

Note: For questions with 2 interchangeable answers: 2 correct answers on line 1, line 2 blank = 2; 2 correct answers on line 1, line 2 wrong = 1 (or vice versa)

© UCLES 2019

Cambridge Assessment International Education
Cambridge International General Certificate of Secondary Education

SPANISH **0530/22**

Paper 2 Reading **May/June 2019**

MARK SCHEME

Maximum Mark: 45

Published

This mark scheme is published as an aid to teachers and candidates, to indicate the requirements of the examination. It shows the basis on which Examiners were instructed to award marks. It does not indicate the details of the discussions that took place at an Examiners' meeting before marking began, which would have considered the acceptability of alternative answers.

Mark schemes should be read in conjunction with the question paper and the Principal Examiner Report for Teachers.

Cambridge International will not enter into discussions about these mark schemes.

Cambridge International is publishing the mark schemes for the May/June 2019 series for most Cambridge IGCSE™, Cambridge International A and AS Level and Cambridge Pre-U components, and some Cambridge O Level components.

This syllabus is regulated for use in England, Wales and Northern Ireland as a Cambridge International Level 1/Level 2 Certificate.

© UCLES 2019

Need a home tutor? Visit smiletutor.sg

PUBLISHED

Generic Marking Principles

These general marking principles must be applied by all examiners when marking candidate answers. They should be applied alongside the specific content of the mark scheme or generic level descriptors for a question. Each question paper and mark scheme will also comply with these marking principles.

GENERIC MARKING PRINCIPLE 1:

Marks must be awarded in line with:

- the specific content of the mark scheme or the generic level descriptors for the question
- the specific skills defined in the mark scheme or in the generic level descriptors for the question
- the standard of response required by a candidate as exemplified by the standardisation scripts.

GENERIC MARKING PRINCIPLE 2:

Marks awarded are always **whole marks** (not half marks, or other fractions).

GENERIC MARKING PRINCIPLE 3:

Marks must be awarded **positively**:

- marks are awarded for correct/valid answers, as defined in the mark scheme. However, credit is given for valid answers which go beyond the scope of the syllabus and mark scheme, referring to your Team Leader as appropriate
- marks are awarded when candidates clearly demonstrate what they know and can do
- marks are not deducted for errors
- marks are not deducted for omissions
- answers should only be judged on the quality of spelling, punctuation and grammar when these features are specifically assessed by the question as indicated by the mark scheme. The meaning, however, should be unambiguous.

GENERIC MARKING PRINCIPLE 4:

Rules must be applied consistently e.g. in situations where candidates have not followed instructions or in the application of generic level descriptors.

© UCLES 2019

GENERIC MARKING PRINCIPLE 5: Marks should be awarded using the full range of marks defined in the mark scheme for the question (however; the use of the full mark range may be limited according to the quality of the candidate responses seen).
GENERIC MARKING PRINCIPLE 6: Marks awarded are based solely on the requirements as defined in the mark scheme. Marks should not be awarded with grade thresholds or grade descriptors in mind.

© UCLES 2019

1 General Marking Principles

1.1 It is not possible to list all acceptable alternatives in the Detailed Mark Scheme provided in Section 5. You will need to consider all alternative answers and unexpected approaches in candidates' scripts, make a decision on whether they communicate the required elements, in consultation with your Team Leader if necessary (or with your Product Manager if you are a single Examiner), and award marks accordingly.

The following marking principles underpin the detailed instructions provided in Section 5 of the Mark Scheme. **Where a decision is taken to deviate from these principles for a particular question, this will be specified in the Mark Scheme.** Often the general principles will have to be weighed up against each other, e.g. the answer might pass the look-alike test (1.5(b)), but if the candidate has produced an answer that is another word in the target language they will not score (1.6).

1.2 Crossing out:

(a)	If a candidate changes his/her mind over an answer and crosses out an attempt, award a mark if the final attempt is correct.
(b)	If a candidate crosses out an answer to a whole question but makes no second attempt at it, mark the crossed out work.

1.3 More than the stipulated number of boxes ticked/crossed by the candidate:

(a)	If more than one attempt is visible, but the candidate has clearly indicated which attempt is his/her final answer (e.g. by crossing out other attempts or by annotating the script in some way), mark in the usual way.
(b)	If two attempts are visible (e.g. 2 boxes ticked instead of the 1 box stipulated), and neither has been crossed out/discounted by the candidate, no mark can be awarded.
(c)	Where candidates must tick a number of boxes (e.g. tick the 6 true statements) and tick too many, apply the following rule: deduct the number of 'extra' answers indicated by the candidate from their number of correct answers. The remaining number is the mark awarded, e.g. the candidate is asked to tick 6 statements, but ticks 8. 5 of the ticks are correctly placed, but 2 are 'extras' (8 ticks placed by candidate minus 6 ticks required by rubric = 2 'extras'). Therefore the candidate is awarded a mark of 3.
(d)	Answers in pen do not take precedence over answers in pencil, e.g. if a candidate is asked to tick 1 box and ticks 2, one in pen and the other in pencil, the mark cannot be awarded unless there is explicit indication from the candidate as to which is his/her final answer.

© UCLES 2019

1.4 For questions requiring more than one element for the answer, (i) and (ii), where the answers are interchangeable:

(a)	Both correct answers on line 1 and line 2 blank = 2
(b)	Both correct answers on line 1 and line 2 wrong = 1

(or vice-versa)

1.5 Answers requiring the use of Spanish (rather than a non-verbal response) should be marked for communication. Tolerate inaccuracies provided the message is clear.

(a)	'If in doubt, sound it out': if you read what the candidate has written, does it sound like the correct answer?
(b)	Look-alike test: does what the candidate has written look like the correct answer?
(c)	Accept incorrect gender or person unless Mark Scheme specifies otherwise.
(d)	Accept incorrect possessive adjectives, e.g. mi, tu, su etc., unless Mark Scheme specifies otherwise.
(e)	Accept incorrect tense unless Mark Scheme specifies otherwise.
(f)	Tolerate incorrect auxiliary unless Mark Scheme specifies otherwise.
(g)	Tolerate incorrect use of infinitive unless Mark Scheme specifies otherwise.

1.6 Unless the Mark Scheme specifies otherwise, **do not accept incorrect Spanish if the word given means something else in Spanish**. (Incorrect Spanish which constitutes a word in any language other than Spanish is marked (i) on the basis of whether it is accepted or refused in the Mark Scheme and (ii) if not mentioned in the Mark Scheme, on the basis of 4.5 above).

© UCLES 2019

1.7 Annotation used in the Mark Scheme:

(a)	INV = invalidation and is used when additional material included by the candidate is judged to invalidate an otherwise correct answer thus preventing him/her from scoring the mark (INV = 0).
(b)	tc = 'tout court' and means that on its own the material is not sufficient to score the mark.
(c)	HA = harmless additional material which in conjunction with the correct answer does not prevent the candidate from scoring the mark.
(d)	BOD = benefit of the doubt and is used to indicate material considered by the Examiner and judged to be more correct than incorrect: the benefit of the doubt is given to the candidate and the mark is awarded.

1.8 No response and '0' marks

There is a NR (No Response) option in **RM Assessor**.

Award NR (No Response):
If there is nothing written at all in the answer space or
If there is only a comment which does not in any way relate to the question being asked (e.g. 'can't do' or 'don't know') or
If there is only a mark which isn't an attempt at the question (e.g. a dash, a question mark).

Award 0:
If there is any attempt that earns no credit. This could, for example, include the candidate copying all or some of the question, or any working that does not earn any marks, whether crossed out or not.

© UCLES 2019

1.9 Extra material:

It is the candidate's responsibility to answer questions in such a way as to demonstrate to the Examiner that s/he has understood the reading text. Where candidates introduce extra, irrelevant material to an otherwise correct answer the danger is that the Examiner is being forced to 'choose' the correct answer and s/he cannot be certain that the candidate has shown understanding. Where the Examiner is put in this position the mark cannot be awarded. The Detailed Mark Scheme cannot cover all eventualities and where specific instructions are not provided, Examiners must check the reading text to ensure the correct elements which would qualify for the mark are not contradicted or distorted by any extra material. The following, general, rules should be applied:

(a)	Extra material, mentioned in the Mark Scheme, which reinforces the correct answer or in itself constitutes an alternative correct answer:	this is acceptable and is not penalised
(b)	Extra material which constitutes an alternative answer, **but which is not explicitly mentioned in the Mark Scheme:**	the Examiner needs to decide, by consulting the text and the Team Leader if necessary, whether the alternative answer constitutes: (i) an alternative correct answer, in which case this falls into category (a) and the answer should be rewarded (ii) or an answer which on its own would be refused, in which case this falls into category (c) and the answer should be refused
(c)	Extra material which constitutes an alternative answer **specifically refused in the Mark Scheme:**	this puts the Examiner in the position of having to 'choose' which is the candidate's 'final' answer – the Examiner cannot be sure what the candidate has understood – and the mark cannot be awarded
(d)	Extra material which distorts or contradicts the correct answer:	this affects communication – the Examiner cannot be sure what the candidate has understood – and the mark cannot be awarded
(e)	Extra material introduced by the candidate and which does not feature in the original text:	this affects communication – the Examiner cannot be sure what the candidate has understood – and the mark cannot be awarded. It can sometimes be difficult to draw the line between what is a deduction made by an able candidate on the basis of what they have read and pure guesswork. Therefore where a particular answer is not covered in the Mark Scheme, Examiners should consult their Team Leader

© UCLES 2019

2 Detailed Mark Scheme

Section 1 Exercise 1

Question	Answer	Marks	Guidance
1	B	**1**	
2	C	**1**	
3	A	**1**	
4	D	**1**	
5	D	**1**	

Section 1 Exercise 2

Question	Answer	Marks	Guidance
6	B	**1**	
7	E	**1**	
8	D	**1**	
9	C	**1**	
10	F	**1**	

© UCLES 2019

Section 1 Exercise 3

Question	Answer	Marks	Guidance
11	B	**1**	
12	C	**1**	
13	A	**1**	
14	A	**1**	
15	C	**1**	

Section 2 Exercise 1

Question	Answer	Marks	Guidance
16	nuevas	**1**	
17	semana	**1**	
18	niño	**1**	
19	fuera	**1**	
20	manda	**1**	

© UCLES 2019

Section 2 Exercise 2

- **In this exercise**, reward the candidate for being able to locate the answer in the passage.
- Ignore extra material (whether Spanish is accurate or inaccurate) unless the Mark Scheme specifies otherwise.
- **Accept lifting unless it is specifically refused in the Mark Scheme.**
- READ SECTION 1: GENERAL MARKING PRINCIPLES.
- Accept *mi, mis, tu, tus, su, sus,* etc.

ACCEPT: <u>wrong genders throughout</u>

Question	Answer	Marks	Guidance
21	su madre tiene un nuevo trabajo (en un museo)	**1**	
22	(el) verano próximo no la volveré/volverá a ver hasta el verano próximo	**1**	**Refuse** hasta el verano próximo
23	(desde hace) doce años hace doce años (desde que) se conocieron/nos conocimos en la escuela Llevamos/llevan 12 años siendo mejores amigas	**1**	**Refuse** desde doce años
24	(en) (el) jardín (sin cansarnos)	**1**	**Refuse** <u>horas</u> … cansarnos
25	(más) abierta	**1**	**Refuse** muy abierta
26	por las redes sociales	**1**	**Refuse** las redes sociales *t.c.* (need preposition) **Refuse** compartíamos … sociales
27	acostumbrarse (al país)	**1**	**Refuse** <u>y</u> …

© UCLES 2019

28	(una) nueva época (de la/tu/su vida)	**1**	**Refuse** tendrás que …vida
29	(una(s)) nueva(s) alumna(s) (en el colegio)	**1**	
30	(estará) contentísima (de verle/la/ella)	**1**	**Refuse** Contentísima de **verte**

Note For questions with 2 interchangeable answers: 2 correct answers on line 1, line 2 blank = 2; 2 correct answers on line 1, line 2 wrong = 1 (or vice versa)

© UCLES 2019

Section 3

Look for signs of genuine comprehension. Usually, candidates who lift **indiscriminately** fail to demonstrate comprehension and will not score the mark. However, **careful** lifting of the details required to answer the question does demonstrate comprehension and should be rewarded. This Detailed Mark Scheme provides specific guidance but in cases not covered, see General Marking Principles, Section 1.9.

In this section, take into account the whole of the candidate's answer. We are still applying the sound-alike rule (e.g. *pasado* = *passado*).

READ SECTION 1: GENERAL MARKING PRINCIPLES

FOR ANSWERS NOT COVERED BY MARK SCHEME, ANNOTATION TOOL MAY BE USED, e.g. INV or BOD

REFUSE DIRECT SPEECH HOWEVER IT IS PRESENTED.

Section 3 Exercise 1

1 Mark available per question for True or False + 1 Mark available for correction of each False statement.

First award marks for the True/False element and then award marks for the justification of the False statements.

True/False element: all 5 statements appear on screen. Enter mark as appropriate for correct identification of each statement as True or False.

- **If neither True nor False is 'ticked' for a question, enter N/R (no response)**.
- **If both True and False are 'ticked' (and there is no clarification of candidate's 'final' answer), enter 0.**

Justification for false statements: only the 3 False statements appear on screen.

- **If the candidate correctly identified the statement as False, mark the justification and enter the mark**
- **If True is 'ticked',** award N/R (or 0 if justification is provided)
- **If True and False are both 'ticked' (and there is no clarification of candidate's 'final' answer),** award 0 (ignore any justification)
- **If neither True nor False is 'ticked'**, mark justification and enter mark (no mark awarded for True/False element)

© UCLES 2019

Question	Answer	Marks	Guidance
	TRUE / **FALSE** ☐ / ✓ ☐ / ✓ ✓ / ☐ ✓ / ☐ ☐ / ✓		
31	FALSO	**1**	See grid above for marking True/False element
32	FALSO	**1**	See grid above for marking True/False element
33	VERDADERO	**1**	See grid above for marking True/False element
34	VERDADERO	**1**	See grid above for marking True/False element
35	FALSO	**1**	See grid above for marking True/False element

© UCLES 2019

PUBLISHED

JUSTIFICATION
ACCEPT: wrong genders throughout

IN EACH CASE, CHECK FALSO IS TICKED

Question	Answer	Marks	Guidance
31	**FALSO**		
	ACCEPT: CHECK FALSO IS TICKED (Leonardo) gana lo suficiente (para vivir).	**1**	**REFUSE MERE ADDITION OF NEGATIVE** **REFUSE** es un trabajo que le satisface y gana lo suficiente para vivir
32	**FALSO**		
	ACCEPT: CHECK FALSO IS TICKED no logró encontrar trabajo como ingeniero no encontró trabajo como ingeniero	**1**	**REFUSE MERE ADDITION OF NEGATIVE** **Refuse** ya tenía varios años de experiencia pero no logré encontrar trabajo como ingeniero **Refuse** logro (no accent)
33	**VERDADERO**		
34	**VERDADERO**		
35	**FALSO**		
	ACCEPT: CHECK FALSO IS TICKED algunos alumnos vendrán a conocer su ciudad / a España	**1**	**REFUSE MERE ADDITION OF NEGATIVE** **Refuse** le hace mucha ilusión… **Refuse** Leonardo/él organizará el viaje (para alumnos) *t.c.*

© UCLES 2019

Section 3 Exercise 2

ACCEPT: wrong genders throughout

Question	Answer	Marks	Guidance
36	viven/están viviendo delante de una pantalla pasan su tiempo delante de una pantalla	**1**	**Refuse** en mi opinión… **Refuse** (son) viviendo…
37	(se encontraron una vez bajo) (una) (fuerte) tormenta de nieve	**1**	**Refuse** nos encontramos… **Refuse** nieve ***tc*** **Refuse** present tense **Refuse (**una vez) bajo …
38	(es) (demasiado/muy) pesada	**1**	
39	en/por regiones poco conocidas (del mundo)	**1**	**Refuse** viajando …
40	(quiere) hacer pensar (a la gente)	**1**	**Refuse** quiero…
41	((de) los efectos de los) cambios climáticos	**1**	
42	durante/en una época de problemas económicos cuando hay / tiene problemas económicos	**1**	**Refuse** ésta es

Note: For questions with 2 interchangeable answers: 2 correct answers on line 1, line 2 blank = 2; 2 correct answers on line 1, line 2 wrong = 1 (or vice versa)

© UCLES 2019

Cambridge Assessment International Education
Cambridge International General Certificate of Secondary Education

SPANISH **0530/23**

Paper 2 Reading **May/June 2019**

MARK SCHEME

Maximum Mark: 45

Published

This mark scheme is published as an aid to teachers and candidates, to indicate the requirements of the examination. It shows the basis on which Examiners were instructed to award marks. It does not indicate the details of the discussions that took place at an Examiners' meeting before marking began, which would have considered the acceptability of alternative answers.

Mark schemes should be read in conjunction with the question paper and the Principal Examiner Report for Teachers.

Cambridge International will not enter into discussions about these mark schemes.

Cambridge International is publishing the mark schemes for the May/June 2019 series for most Cambridge IGCSE™, Cambridge International A and AS Level and Cambridge Pre-U components, and some Cambridge O Level components.

This syllabus is regulated for use in England, Wales and Northern Ireland as a Cambridge International Level 1/Level 2 Certificate.

© UCLES 2019

Need a home tutor? Visit smiletutor.sg

PUBLISHED

Generic Marking Principles

These general marking principles must be applied by all examiners when marking candidate answers. They should be applied alongside the specific content of the mark scheme or generic level descriptors for a question. Each question paper and mark scheme will also comply with these marking principles.

GENERIC MARKING PRINCIPLE 1:

Marks must be awarded in line with:

- the specific content of the mark scheme or the generic level descriptors for the question
- the specific skills defined in the mark scheme or in the generic level descriptors for the question
- the standard of response required by a candidate as exemplified by the standardisation scripts.

GENERIC MARKING PRINCIPLE 2:

Marks awarded are always **whole marks** (not half marks, or other fractions).

GENERIC MARKING PRINCIPLE 3:

Marks must be awarded **positively**:

- marks are awarded for correct/valid answers, as defined in the mark scheme. However, credit is given for valid answers which go beyond the scope of the syllabus and mark scheme, referring to your Team Leader as appropriate
- marks are awarded when candidates clearly demonstrate what they know and can do
- marks are not deducted for errors
- marks are not deducted for omissions
- answers should only be judged on the quality of spelling, punctuation and grammar when these features are specifically assessed by the question as indicated by the mark scheme. The meaning, however, should be unambiguous.

GENERIC MARKING PRINCIPLE 4:

Rules must be applied consistently e.g. in situations where candidates have not followed instructions or in the application of generic level descriptors.

© UCLES 2019

GENERIC MARKING PRINCIPLE 5: Marks should be awarded using the full range of marks defined in the mark scheme for the question (however; the use of the full mark range may be limited according to the quality of the candidate responses seen).
GENERIC MARKING PRINCIPLE 6: Marks awarded are based solely on the requirements as defined in the mark scheme. Marks should not be awarded with grade thresholds or grade descriptors in mind.

© UCLES 2019

1 General Marking Principles

1.1 It is not possible to list all acceptable alternatives in the Detailed Mark Scheme provided in Section 5. You will need to consider all alternative answers and unexpected approaches in candidates' scripts, make a decision on whether they communicate the required elements, in consultation with your Team Leader if necessary (or with your Product Manager if you are a single Examiner), and award marks accordingly.

The following marking principles underpin the detailed instructions provided in Section 5 of the Mark Scheme. **Where a decision is taken to deviate from these principles for a particular question, this will be specified in the Mark Scheme.** Often the general principles will have to be weighed up against each other, e.g. the answer might pass the look-alike test (1.5(b)), but if the candidate has produced an answer that is another word in the target language they will not score (1.6).

1.2 Crossing out:

(a)	If a candidate changes his/her mind over an answer and crosses out an attempt, award a mark if the final attempt is correct.
(b)	If a candidate crosses out an answer to a whole question but makes no second attempt at it, mark the crossed out work.

1.3 More than the stipulated number of boxes ticked/crossed by the candidate:

(a)	If more than one attempt is visible, but the candidate has clearly indicated which attempt is his/her final answer (e.g. by crossing out other attempts or by annotating the script in some way), mark in the usual way.
(b)	If two attempts are visible (e.g. 2 boxes ticked instead of the 1 box stipulated), and neither has been crossed out/discounted by the candidate, no mark can be awarded.
(c)	Where candidates must tick a number of boxes (e.g. tick the 6 true statements) and tick too many, apply the following rule: deduct the number of 'extra' answers indicated by the candidate from their number of correct answers. The remaining number is the mark awarded, e.g. the candidate is asked to tick 6 statements, but ticks 8. 5 of the ticks are correctly placed, but 2 are 'extras' (8 ticks placed by candidate minus 6 ticks required by rubric = 2 'extras'). Therefore the candidate is awarded a mark of 3.
(d)	Answers in pen do not take precedence over answers in pencil, e.g. if a candidate is asked to tick 1 box and ticks 2, one in pen and the other in pencil, the mark cannot be awarded unless there is explicit indication from the candidate as to which is his/her final answer.

© UCLES 2019

1.4 For questions requiring more than one element for the answer, (i) and (ii), where the answers are interchangeable:

(a)	Both correct answers on line 1 and line 2 blank = 2
(b)	Both correct answers on line 1 and line 2 wrong = 1

(or vice-versa)

1.5 Answers requiring the use of Spanish (rather than a non-verbal response) should be marked for communication. Tolerate inaccuracies provided the message is clear.

(a)	'If in doubt, sound it out': if you read what the candidate has written, does it sound like the correct answer?
(b)	Look-alike test: does what the candidate has written look like the correct answer?
(c)	Accept incorrect gender or person unless Mark Scheme specifies otherwise.
(d)	Accept incorrect possessive adjectives, e.g. mi, tu, su etc., unless Mark Scheme specifies otherwise.
(e)	Accept incorrect tense unless Mark Scheme specifies otherwise.
(f)	Tolerate incorrect auxiliary unless Mark Scheme specifies otherwise.
(g)	Tolerate incorrect use of infinitive unless Mark Scheme specifies otherwise.

1.6 Unless the Mark Scheme specifies otherwise, **do not accept incorrect Spanish if the word given means something else in Spanish**. (Incorrect Spanish which constitutes a word in any language other than Spanish is marked (i) on the basis of whether it is accepted or refused in the Mark Scheme and (ii) if not mentioned in the Mark Scheme, on the basis of 4.5 above).

© UCLES 2019

1.7 Annotation used in the Mark Scheme:

(a)	INV = invalidation and is used when additional material included by the candidate is judged to invalidate an otherwise correct answer thus preventing him/her from scoring the mark (INV = 0).
(b)	tc = 'tout court' and means that on its own the material is not sufficient to score the mark.
(c)	HA = harmless additional material which in conjunction with the correct answer does not prevent the candidate from scoring the mark.
(d)	BOD = benefit of the doubt and is used to indicate material considered by the Examiner and judged to be more correct than incorrect: the benefit of the doubt is given to the candidate and the mark is awarded.

1.8 No response and '0' marks

There is a NR (No Response) option in **RM Assessor**.

Award NR (No Response):
If there is nothing written at all in the answer space or
If there is only a comment which does not in any way relate to the question being asked (e.g. 'can't do' or 'don't know') or
If there is only a mark which isn't an attempt at the question (e.g. a dash, a question mark).

Award 0:
If there is any attempt that earns no credit. This could, for example, include the candidate copying all or some of the question, or any working that does not earn any marks, whether crossed out or not.

© UCLES 2019

1.9 Extra material:

It is the candidate's responsibility to answer questions in such a way as to demonstrate to the Examiner that s/he has understood the reading text. Where candidates introduce extra, irrelevant material to an otherwise correct answer the danger is that the Examiner is being forced to 'choose' the correct answer and s/he cannot be certain that the candidate has shown understanding. Where the Examiner is put in this position the mark cannot be awarded. The Detailed Mark Scheme cannot cover all eventualities and where specific instructions are not provided, Examiners must check the reading text to ensure the correct elements which would qualify for the mark are not contradicted or distorted by any extra material. The following, general, rules should be applied:

(a)	Extra material, mentioned in the Mark Scheme, which reinforces the correct answer or in itself constitutes an alternative correct answer:	this is acceptable and is not penalised
(b)	Extra material which constitutes an alternative answer, **but which is not explicitly mentioned in the Mark Scheme:**	the Examiner needs to decide, by consulting the text and the Team Leader if necessary, whether the alternative answer constitutes: (i) an alternative correct answer, in which case this falls into category (a) and the answer should be rewarded (ii) or an answer which on its own would be refused, in which case this falls into category (c) and the answer should be refused
(c)	Extra material which constitutes an alternative answer **specifically refused in the Mark Scheme:**	this puts the Examiner in the position of having to 'choose' which is the candidate's 'final' answer – the Examiner cannot be sure what the candidate has understood – and the mark cannot be awarded
(d)	Extra material which distorts or contradicts the correct answer:	this affects communication – the Examiner cannot be sure what the candidate has understood – and the mark cannot be awarded
(e)	Extra material introduced by the candidate and which does not feature in the original text:	this affects communication – the Examiner cannot be sure what the candidate has understood – and the mark cannot be awarded. It can sometimes be difficult to draw the line between what is a deduction made by an able candidate on the basis of what they have read and pure guesswork. Therefore where a particular answer is not covered in the Mark Scheme, Examiners should consult their Team Leader

© UCLES 2019

2 Detailed Mark Scheme

Section 1 Exercise 1

Question	Answer	Marks	Guidance
1	D	**1**	
2	A	**1**	
3	D	**1**	
4	B	**1**	
5	C	**1**	

Section 1 Exercise 2

Question	Answer	Marks	Guidance
6	E	**1**	
7	B	**1**	
8	A	**1**	
9	F	**1**	
10	C	**1**	

© UCLES 2019

Section 1 Exercise 3

Question	Answer	Marks	Guidance
11	C	**1**	
12	B	**1**	
13	B	**1**	
14	A	**1**	
15	A	**1**	

Section 2 Exercise 1

Question	Answer	Marks	Guidance
16	abiertas	**1**	
17	colegios	**1**	
18	ciudad	**1**	
19	coche	**1**	
20	explicar	**1**	

© UCLES 2019

Section 2 Exercise 2

- **In this exercise**, reward the candidate for being able to locate the answer in the passage.
- Ignore extra material (whether Spanish is accurate or inaccurate) unless the Mark Scheme specifies otherwise.
- **Accept lifting unless it is specifically refused in the Mark Scheme.**
- READ SECTION 1: GENERAL MARKING PRINCIPLES.
- Accept *mi, mis, tu, tus, su, sus,* etc.

ACCEPT: <u>wrong genders throughout</u>

Question	Answer	Marks	Guidance
21	(sobre) su/mi/la familia	**1**	
22	muebles	**1**	**Refuse** es/soy dueña de una fábrica de muebles **Refuse** una fábrica de muebles
23	(por) las calles (principales)	**1**	
24	(le/me parecía/era) (un poco) aburrido	**1**	
25	apoyaron <u>la idea</u> les gustaron	**1**	vecinos … también
26	(un montón de) camisetas (con dibujos típicos del pueblo)	**1**	**Refuse** camisetas <u>en el mercado</u> Compré/compró camisetas
27	(había) turistas (interesados)	**1**	
28	tres/3 años	**1**	
29	(a mi/su primer viaje) al extranjero	**1**	
30	hacer lo que te gusta es esencial (sin ninguna duda) hacer lo que te gusta	**1**	

Note: For questions with 2 interchangeable answers: 2 correct answers on line 1, line 2 blank = 2; 2 correct answers on line 1, line 2 wrong = 1 (or vice versa)

© UCLES 2019

Section 3

Look for signs of genuine comprehension. Usually, candidates who lift **indiscriminately** fail to demonstrate comprehension and will not score the mark. However, **careful** lifting of the details required to answer the question does demonstrate comprehension and should be rewarded. This Detailed Mark Scheme provides specific guidance but in cases not covered, see General Marking Principles, Section 1.9

In this section, take into account the whole of the candidate's answer. We are still applying the sound-alike rule (e.g. *pasado* = *passado*).

READ SECTION 1: GENERAL MARKING PRINCIPLES

FOR ANSWERS NOT COVERED BY MARK SCHEME, ANNOTATION TOOL MAY BE USED, e.g. INV or BOD

REFUSE DIRECT SPEECH HOWEVER IT IS PRESENTED.

Section 3 Exercise 1

1 Mark available per question for True or False + 1 Mark available for correction of each False statement.

First award marks for the True/False element and then award marks for the justification of the False statements.

True/False element: all 5 statements appear on screen. Enter mark as appropriate for correct identification of each statement as True or False.

- **If neither True nor False is 'ticked' for a question, enter N/R (no response)**.
- **If both True and False are 'ticked' (and there is no clarification of candidate's 'final' answer), enter 0.**

Justification for false statements: only the 3 False statements appear on screen.

- **If the candidate correctly identified the statement as False, mark the justification and enter the mark**
- **If True is 'ticked',** award N/R (or 0 if justification is provided)
- **If True and False are both 'ticked' (and there is no clarification of candidate's 'final' answer),** award 0 (ignore any justification)
- **If neither True nor False is 'ticked'**, mark justification and enter mark (no mark awarded for True/False element)

© UCLES 2019

Question	Answer	Marks	Guidance
	TRUE / **FALSE** ☐ / ✓ ☐ / ✓ ☐ / ✓ ✓ / ☐ ✓ / ☐		
31	FALSO	**1**	See grid above for marking True/False element
32	FALSO	**1**	See grid above for marking True/False element
33	FALSO	**1**	See grid above for marking True/False element
34	VERDADERO	**1**	See grid above for marking True/False element
35	VERDADERO	**1**	See grid above for marking True/False element

© UCLES 2019

PUBLISHED

JUSTIFICATION
ACCEPT: wrong genders throughout

IN EACH CASE, CHECK FALSO IS TICKED

Question	Answer	Marks	Guidance
31	**FALSO**		
	ACCEPT: CHECK FALSO IS TICKED (en su familia) nadie ha salido nunca del país	**1**	**REFUSE MERE ADDITION OF NEGATIVE** **Refuse** de hecho, … **Refuse** mi
32	**FALSO**		
	ACCEPT: CHECK FALSO IS TICKED (sus profesores) le animan (a hacerlo)	**1**	**REFUSE MERE ADDITION OF NEGATIVE** **Refuse** mis profesores me animan **Refuse** se animan
33	**FALSO**		
	ACCEPT: CHECK FALSO IS TICKED un compañero recomendó comprar un billete de tren (para jóvenes) gracias a un compañero	**1**	**REFUSE MERE ADDITION OF NEGATIVE** **Refuse** un compañero ***tc***
34	**VERDADERO**		
35	**VERDADERO**		

© UCLES 2019

Section 3 Exercise 2

Question	Answer	Marks	Guidance
36	los fines de semana	**1**	
37	(para ellos/él) no es el fin del mundo (si pierden/pierde)	**1**	**Refuse** perdemos
38	los padres gritan/se pasan el tiempo gritando al árbitro es culpa de los padres porque gritan/se pasan el tiempo gritando al árbitro	**1**	**Refuse** (los/algunos/ciertos) padres
39	(con) los jugadores del otro equipo Con el otro equipo	**1**	
40	se ha compartido en (todas las) redes sociales	**1**	**Refuse** se ha compartido… desde entonces **INV** **Refuse** escribiendo …
41	se fue/irse (de la cancha)	**1**	**Refuse** (se) fui … **Refuse** fue …
42	(tienen que quedarse) en casa	**1**	**Refuse** quedarse en casa

Note: For questions with 2 interchangeable answers: 2 correct answers on line 1, line 2 blank = 2; 2 correct answers on line 1, line 2 wrong = 1 (or vice versa)

© UCLES 2019

Cambridge Assessment International Education
Cambridge International General Certificate of Secondary Education

SPANISH **0530/41**

Paper 4 Writing **May/June 2019**

MARK SCHEME

Maximum Mark: 50

Published

This mark scheme is published as an aid to teachers and candidates, to indicate the requirements of the examination. It shows the basis on which Examiners were instructed to award marks. It does not indicate the details of the discussions that took place at an Examiners' meeting before marking began, which would have considered the acceptability of alternative answers.

Mark schemes should be read in conjunction with the question paper and the Principal Examiner Report for Teachers.

Cambridge International will not enter into discussions about these mark schemes.

Cambridge International is publishing the mark schemes for the May/June 2019 series for most Cambridge IGCSE™, Cambridge International A and AS Level and Cambridge Pre-U components, and some Cambridge O Level components.

This syllabus is regulated for use in England, Wales and Northern Ireland as a Cambridge International Level 1/Level 2 Certificate.

© UCLES 2019

Need a home tutor? Visit smiletutor.sg

PUBLISHED

Generic Marking Principles

These general marking principles must be applied by all examiners when marking candidate answers. They should be applied alongside the specific content of the mark scheme or generic level descriptors for a question. Each question paper and mark scheme will also comply with these marking principles.

GENERIC MARKING PRINCIPLE 1:

Marks must be awarded in line with:

- the specific content of the mark scheme or the generic level descriptors for the question
- the specific skills defined in the mark scheme or in the generic level descriptors for the question
- the standard of response required by a candidate as exemplified by the standardisation scripts.

GENERIC MARKING PRINCIPLE 2:

Marks awarded are always **whole marks** (not half marks, or other fractions).

GENERIC MARKING PRINCIPLE 3:

Marks must be awarded **positively**:

- marks are awarded for correct/valid answers, as defined in the mark scheme. However, credit is given for valid answers which go beyond the scope of the syllabus and mark scheme, referring to your Team Leader as appropriate
- marks are awarded when candidates clearly demonstrate what they know and can do
- marks are not deducted for errors
- marks are not deducted for omissions
- answers should only be judged on the quality of spelling, punctuation and grammar when these features are specifically assessed by the question as indicated by the mark scheme. The meaning, however, should be unambiguous.

GENERIC MARKING PRINCIPLE 4:

Rules must be applied consistently e.g. in situations where candidates have not followed instructions or in the application of generic level descriptors.

© UCLES 2019

GENERIC MARKING PRINCIPLE 5: Marks should be awarded using the full range of marks defined in the mark scheme for the question (however; the use of the full mark range may be limited according to the quality of the candidate responses seen).
GENERIC MARKING PRINCIPLE 6: Marks awarded are based solely on the requirements as defined in the mark scheme. Marks should not be awarded with grade thresholds or grade descriptors in mind.

© UCLES 2019

1 General Marking Principles

1.1 Crossing out:

(a)	If a candidate changes his / her mind over an answer and crosses out an attempt, award a mark if the final attempt is correct.
(b)	If a candidate crosses out an answer to a whole question but makes no second attempt at it, mark the crossed out work.

1.2 For Questions 2 and 3, if the candidate has written an answer in the space provided for that purpose, you should ignore anything written anywhere else, unless:

(a)	there is an indication from the candidate that other material should be considered.
(b)	the candidate has continued their answer outside the space provided.
(c)	there is no answer in the space provided.

1.3 Annotation used in the Mark Scheme:

(a)	tc = 'tout court' and means that on its own the material is not sufficient to score the mark.
(b)	BOD = benefit of the doubt and is used to indicate that the Examiner has considered the answer / that part of the answer and judged it to be more correct than incorrect: the benefit of the doubt is given to the candidate and the mark is awarded.

© UCLES 2019

1.4 No response and '0' marks

There is a NR (No Response) option in **RM Assessor**.

Award NR (No Response):
If there is nothing written at all in the answer space or
If there is only a comment which does not in any way relate to the question being asked (e.g. 'can't do' or 'don't know') or
If there is only a mark which isn't an attempt at the question (e.g. a dash, a question mark).

Award 0:
If there is any attempt that earns no credit. This could, for example, include the candidate copying all or some of the question, or any working that does not earn any marks, whether crossed out or not.

1.5 Optional questions:
You must mark all questions attempted by the candidate. Where a question has not been attempted then NR must be entered. (For Question 3 only, after marking the question(s) the candidate has answered, NR is populated automatically when you click on 'Complete'.) Where the candidate attempts more than one of the alternatives in Question 3, RM Assessor will automatically only aggregate the candidate's best result.

© UCLES 2019

Question	Answer	Marks

Question 1

Candidates are required to list 8 items in Spanish. Read all of the items that the candidate has listed and award marks as follows:

(i) Select the most correct items up to a maximum of 5. Award 1 mark for each correct item up to a maximum of 5. Stop ticking once 5 items have been rewarded.

(ii) On Question 1, award marks for items wherever the candidate has written them.

(iii) **If the candidate offers more than one word per line, award a mark for each acceptable item** (e.g. where a candidate has linked two words as in *cepillo de dentífrica* = 1 tick; however *cepillo y dentífrica* (candidate intends this as two items) = 2 ticks).

(iv) The pictures provided on the question paper are only suggestions.

(v) Mark for communication. Tolerate inaccuracies, provided the message is clear. Ignore any definite / indefinite article, possessive adjective, etc. Ignore any verbs.

(vi) If spelling is questionable, start by referring to the detailed mark scheme. Refer to the bullet points below if no decision on the spelling you have encountered is recorded there.
- 'If in doubt, sound it out': if you read what the candidate has written, does it sound like the correct answer?
- Look-alike test: does what the candidate has written look like the correct answer, e.g. one letter missing but no other word created.
- If the first part of the word is correct, small errors in what comes next are less likely to impede communication (unless they suggest another meaning).
- Where letters are transposed, the word is likely to communicate (unless another word has been created).

(vii) Once marking proper starts, if there are five clearly acceptable items, award marks wherever these are in the list. This approach may allow questionable versions to be ignored.

(viii) Refuse all nouns which are repeated and which do not have a separate meaning:
- *pantalones, pantalones cortos*: award one mark to each item
- *pantalones pequeños, pantalones azules*: award one mark for the first *pantalones*

(ix) Reject misspelt words which suggest a word with a quite different meaning. Where nouns are usually plural, accept the singular and vice versa.

© UCLES 2019

Question	Answer	Marks
1	**¿Dónde vives? Haz una lista en español de 8 cosas que hay en tu barrio.**	**5**

ACCEPT	REFUSE
cafetería	hospital
catedral	
centro (comercial)	
colegio colejio	esquela
estación stación	station
farmacia	pharmacia
iglesia	
mercado	marcado supermarcado
mezquita	
panadería	
Parque parke	parcé
restaurante ristorante	
Accept objects such as: arboles, flores, transporte, tráfico, tiendas de…	
Grupos específicos de personas. E.g. estudiantes	Personas Gente

© UCLES 2019

Question	Answer	Marks
Question 2		
	Candidates are required to answer the question. Read the whole answer and award marks as follows: • **Communication: Award a mark out of 10, according to the instructions in 2.1.** • **Language: Award a mark out of 5, according to the instructions in 2.2.**	
2	***Una fiesta en casa*** **2.1: Award a mark out of 10 for Communication** (i) Place the appropriate 'numbered' tick as close as possible to each relevant communication point in the body of the answer. (ii) Award ticks flexibly across the tasks for each piece of relevant information conveyed, up to a maximum of 10. HOWEVER, each of the tasks must be covered to get the 10 communication marks: • If 1 of the tasks is missing, the maximum communication mark is 9. • If 2 of the tasks are missing, the maximum communication mark is 8 (and so on). (iii) Add up the ticks to give a mark out of 10 for Communication. (iv) For COMMUNICATION • **Look for a verb (finite or infinitive) before awarding a mark.** Lists without a verb will not score. • **See Appendix II for rules on how to decide whether a verb is accurate enough** to convey meaning. • **For language other than verbs, use 'rules' in Question 1:** look alike, sound alike, etc. • **Misplaced adjectives, negatives and adverbs will not usually compromise communication.** (v) LISTS = a maximum of 3 marks for communication: lists of 1–3 items = 1 mark; lists of 4 items = 2 marks; lists of 5–6 items = 3 marks • *Ella es alta y delgada y grande y nerviosa.* (*1 verb, therefore treat as list of 4 items: place one tick over 'grande' (third item in list) and another tick over 'nerviosa' (fourth item in list*)) • *Ella es alta. Es delgada. Tiene el pelo moreno.* (*3 verbs therefore each piece of information can score a separate communication mark*)	**15**

<table>
<tr><th>Question</th><th>Answer</th><th>Marks</th></tr>
<tr><td>2</td><td>
(vi) Only reward each piece of information once, e.g. es fantástica cannot score both as description and reason for liking; es fantástica y sus clases son fantásticas can both be rewarded as fantástica(s) describes different nouns; ella me ayuda a hacer mis deberes and me ayuda todos los días can both be rewarded as they each contain a different extra detail (a hacer mis deberes and todos los días).

(vii) Do not penalise factual errors.

(viii) What the candidate writes may not follow the order of the tasks on the question paper – this is fine.

<table>
<tr><th>Tick</th><th>Accept</th></tr>
<tr><td>✓1</td><td>Describe cómo se celebra una fiesta típica en tu casa.
REWARD: any description of how the candidate celebrates a party at home

Mention of home is not required; if they contradict home with a different location then no mark can be credited. Mention of event / party is required.</td></tr>
<tr><td>✓2</td><td>¿Por qué te gusta esta fiesta?
REWARD: any statement relating to why the candidate likes the party

Accept negatives.</td></tr>
<tr><td>✓3</td><td>¿Cuál es tu fiesta preferida del año?
REWARD: any statement relating to the candidate’s favourite party</td></tr>
<tr><td>✓4</td><td>¿Cómo sería tu fiesta ideal? Explica por qué
REWARD: any statement relating to what the candidate’s ideal party would be like and why

TASK 1: What the candidate’s ideal party would be
TASK 2: Explanation of why it is the candidate’s ideal party

Insist on future reference. A negative on its own fulfils task 1 only.</td></tr>
</table>
</td><td></td></tr>
</table>

<table>
<tr><th>Question</th><th>Answer</th><th>Marks</th></tr>
<tr><td>2</td><td>

<u>2.2: Award a mark out of 5 for Language</u>

Award a mark out of 5 for Language*, according to the Grade descriptors in the table below (see *Note on using mark schemes with Grade descriptors* (last page of mark scheme)).

Grade descriptors for Language (Question 2)

<table>
<tr><td>5</td><td>Straightforward vocabulary and structure.
The style of writing is basic, but reasonably coherent.
Use of a limited range of verbs, generally successful.
More accuracy than inaccuracy.</td></tr>
<tr><td>4</td><td>Basic vocabulary and structure.
Some awareness of verb usage, but inconsistent.
The writing is sufficiently accurate for meaning to be conveyed.</td></tr>
<tr><td>3</td><td>Very basic vocabulary and structure.
Little awareness of verb usage (e.g. infinitives regularly used instead of finite verbs).
Despite regular errors, the writing often conveys some meaning.</td></tr>
<tr><td>2</td><td>A few phrases or short sentences are accurate enough to be comprehensible. Very simple sentence structure.</td></tr>
<tr><td>1</td><td>Disjointed words or short phrases, one or two of them accurate enough to be comprehensible.</td></tr>
<tr><td>0</td><td>One or two disjointed words or short phrases may be recognisable.</td></tr>
</table>

*Consider the whole answer when awarding mark for language

Total for Communication: 10 marks
Total for Language: 5 marks
Total for Question 2: 15 marks

</td><td></td></tr>
</table>

Question	Answer	Marks

Question 3

Candidates answer 1 question from a choice of 3. Read the whole answer and award marks as follows:

- **Communication: Award a mark out of 10, according to the instructions in 3.1.**
- **Language: Award a mark out of 8 for Verbs, according to the instructions in 3.2.**
  Award a mark out of 12 for Other linguistic features, according to the instructions in 3.3.

For question-specific guidance, see later in this mark scheme.

3.1: Award a mark out of 10 for Communication

(i) There are 5 relevant communication points per question, each worth a maximum of 2 marks.

(ii) For each relevant communication point, use the appropriate numbered tick and place up to 2 of these ticks as close as possible to each relevant communication point (in the body of the answer).

2 ticks	Message clearly communicated. Minor errors (adjective endings, use of prepositions etc.) are tolerated.
1 tick	Communication of some meaning is achieved, but the message may be ambiguous or incomplete.
0 ticks	Nothing of worth communicated.

(iii) **Look for a verb (finite or infinitive) before awarding a mark for communication.** See Appendix II for rules on how to decide whether a verb is accurate enough to convey meaning.

(iv) Add up the ticks to give a mark out of 10 for Communication.

© UCLES 2019

Question	Answer	Marks

3.2: Award a mark out of 8 for accurate use of Verbs

When awarding ticks for Verbs, please refer back to the question in order to establish which tense is appropriate for the response. **For question-specific guidance, see later in this mark scheme.**

(i) Place a tick above the **first** occurrence of each correct verb, up to a maximum of 18 ticks (details of how to award ticks are provided below).
(ii) Place the tick so that it does not obscure the accent / tilde.
(iii) Convert the total number of ticks to a mark out of 8 using the Conversion table below.

Conversion table for accurate use of Verbs (Question 3)

Number of ticks	Mark
18+	8
16,17	7
14,15	6
12,13	5
10,11	4
8,9	3
6,7	2
4,5	1
0,1,2,3	0

© UCLES 2019

Question	Answer	Marks

How to award ticks for accurate use of Verbs (Question 3):

(a) Subject (noun or pronoun) + any finite verb

- **both subject and verb must be correct for the verb to score a tick**
- **verb must be in the appropriate tense to score a tick**
- **accents on verbs must be correct in order for a tick to be awarded**
- **do not tick verbs contained in the 'letter etiquette': appropriate beginnings and endings to letters are considered for reward under Other linguistic features.**

Tick	No tick	Note
Yo soy (✓)		
He hecho (✓)		
Los profesores son (✓) amables	Los professores son amables (*no tick*)	incorrect subject means tick cannot be awarded for verb

Use of gerund

Tick	No tick	Note
Estoy escribiendo (✓)		Continuous forms of *estar* and gerund are awarded 1 tick
Llevo (✓) dos años estudiando (✓)		Use of gerund other than in continuous form of verb using *estar* = 2 ticks

With direct and indirect object pronouns

Tick	No tick	Note
Juan lo vio (✓)		

Question	Answer	Marks

Reflexive / passive

Tick	No tick	Note
Él se levanta (✓)	Él levantase (*no tick*)	
Ella se ha cortado (✓)		
La puerta estaba (✓) abierta		
Yo me lavo (✓) las manos	Yo me lavo (*no tick*) el coche	*lavar* should not be used reflexively in this statement

Impersonal verbs such as *gustar*, *quedar*, *faltar*, etc.

Tick	No tick	Note
Me gusta (✓) leer (✓)		
Me gusto *(no tick)* leer (✓)		
Me quedan (✓) diez euros		

Impersonal *se*

Tick	No tick	Note
Se puede (✓)		
Se habla español (✓)		

© UCLES 2019

Question	Answer	Marks

Impersonal

Hay (✓) patatas		
Es (✓) interesante		

With negative

Tick	**No tick**	**Note**
No comen (✓)		

Sequence of tenses

Tick	**No tick**	**Note**
Fui (✓) al cine y me gustó (✓) la película	Fui (✓) al cine y me gustaría *(no tick)* la película	If sequence is incorrect, **both** verbs cannot be rewarded

Single auxiliary with multiple past participles

Sing		
Tick	**No tick**	**Note**
Hemos cantado (✓) y bailado (✓)		Hemos cantado = tick 1; Hemos bailado = tick 2

© UCLES 2019

Question	Answer	Marks

Verb which requires preposition

Tick	No tick	Note
Ayudo (✓) a lavar (✓) el coche		
Ayudo (✓) lavar el coche		preposition is required for *lavar* to be awarded a tick
Ayudo (✓) con lavar el coche		incorrect use of *con* means that *lavar* cannot receive a tick

Verb which requires personal *a*

Tick	No tick	Note
Veo (✓) a mi amigo	Veo *(no tick)* mi amigo	personal *a* is required for *veo* to be awarded a tick

Correct verb within meaningless statement

Tick	No tick	Note
El camino es (✓) largo	El camino es (*no tick*) inteligente	Do not reward correct verb in a meaningless statement

(b) Imperative

Tick	No tick	Note
¡Ven! (✓)		
¡Oiga! (✓)		

Question	Answer	Marks

(c) Interrogative

Tick	No tick	Note
¿Vienes? (✓) / Vienes. (✓)		question mark not required for mark to be awarded
(¿)Vas (✓) a venir(?) (✓)		
(¿)Cómo estás(?) (✓)		

(d) Infinitive

Tick	No tick	Note
Quiero (✓) salir (✓)		
No quiera (*no tick*) salir (✓)		
Quiero (✓) salire (*no tick*)		
Voy a (✓) estudiar (✓)		
Empecé a (✓) llorar (✓)		
Empecé *(no tick)* llorar (✓)		

(e) Participle (past or present)

Tick	No tick	Note
Terminado el programa (✓)		
Siendo estudiante (✓)		

© UCLES 2019

Question	Answer	Marks

(f) Reward only the first occurrence of a verb, e.g.

- Me gusta (✓) la natación. También me gusta (*no tick*) el tenis
- Me gusta (✓) la natación. No me gusta (*no tick*) el tenis

However,

- Yo prefiero (✓) la natación y mi hermano prefiere (✓) el tenis – 2 different persons of the verb
- Mi hermano prefiere (✓) la natación y mi hermana prefiere (*no tick*) el tenis – both third person usage
- Esta tarde mi amigo puede (✓) jugar (✓) al fútbol. En mi ciudad se puede *(no tick)* nadar (✓) – puede is in the third person singular in both sentences, so scores the first time but not the second time

3.3: Award a mark out of 12 for Other linguistic features

(i) Award a mark out of 12 for Other linguistic features, according to the Grade descriptors in the table below (please see Note on using mark schemes with Grade descriptors (Appendix I)).

(ii) Use the highlighter marking tool to highlight the first new use of any correct usage. Use the highlighter marking tool to underline a creditable attempt at a structure. This annotation is intended to help you arrive at an appropriate mark. Therefore, the kinds of things you highlight / underline will vary according to the quality of work, e.g. for a mark of 7/8 to be awarded the assumption is that 'spelling of common words, genders, adjectival agreements and basic prepositions are almost always correct' so annotation will focus on the degree of success with more complex language.

(iii) Consider the extent to which the following are used correctly and appropriately when assessing the candidate's control of structures:

- Subordinate clauses, including porque and que (relative pronouns). Indirect or reported speech (dijo que, creo que). Time clauses with cuando, mientras que etc. and si (= if)
- Object pronouns (me ha dicho; me lo dio) and 'strong' pronouns
- Conjunctions other than *y* and linking words (e.g. sin embargo, por lo tanto, por eso)
- Prepositions – Time, Place etc.
- Negatives
- Adverbs
- Use of por and para
- Adjectives, including possessives and demonstratives. Also comparatives and superlatives
- Expressions of quantity
- Appropriate use of *politesses* in the letter.

© UCLES 2019

Question	Answer	Marks

Grade descriptors for Other linguistic features (Question 3)

11–12	• Uses a wide range of structures effectively; produces longer, fluent sentences with ease. • Highly accurate at this level, though not necessarily faultless. • Makes effective use of a wide range of vocabulary fully appropriate to the task.
9–10	• Attempts a range of structures with a good degree of success. • More complex language usually error-free^^. • Uses a variety of relevant vocabulary at this level.
7–8	• In control of simple structures. Varied success with more complex structures. • Accuracy is fairly consistent throughout*. Errors may occur when more ambitious language is attempted. • Has sufficient vocabulary to add some interest to the writing.
5–6	• Attempts more than basic structures. • On balance, the work is more accurate than inaccurate. • Straightforward vocabulary relevant to the task.
3–4	• Reliant on basic structures. • Some examples of correct language. Meaning usually conveyed. • Basic vocabulary.
1–2	• A few phrases or short sentences are accurate enough to be comprehensible. Very simple sentence structure.
0	• One or two disjointed words or short phrases may be recognisable.

^^subordinate clauses, linking words, object pronouns, comparative adjectives / adverbs, strong negatives usually error free.
*spelling of common words, genders, adjectival agreements and basic prepositions are almost always correct.

Total for Communication: 10 marks
Total for Verbs: 8 marks
Total for Other linguistic features: 12 marks

© UCLES 2019

<table>
<tr><th>Question</th><th>Answer</th><th>Marks</th></tr>
<tr><td>3(a)</td><td>

Una visita a un lugar nuevo. Escribe un e-mail a tu amigo / amiga sobre un lugar que has visitado.

3.1: Award a mark out of 10 for Communication – see generic guidance above

<table>
<tr><th>Tick</th><th>Accept</th><th>Mark</th></tr>
<tr><td>✓1</td><td>Describe el lugar.
A specific place must be mentioned and described.</td><td>2</td></tr>
<tr><td>✓2</td><td>¿Cómo fue el viaje?
Description of the journey – past tense. Mean of transport on its own is not sufficient.</td><td>2</td></tr>
<tr><td>✓3</td><td>¿Qué aprendiste sobre este sitio?
Factual information regarding what the candidate learnt – past tense. Reject opinions.</td><td>2</td></tr>
<tr><td>✓4</td><td>¿Por qué vale la pena visitar este sitio?
A positive or negative justification about the place visited</td><td>2</td></tr>
<tr><td>✓5</td><td>¿Qué es lo bueno <u>o</u> lo malo de conocer nuevos lugares?
Advantages or disadvantages of getting to know new places</td><td>2</td></tr>
</table>

</td><td>**30**</td></tr>
</table>

© UCLES 2019

<table>
<tr><th>Question</th><th>Answer</th><th>Marks</th></tr>
<tr><td>3(a)</td><td>
<table>
<tr><th>Communication point</th><th>For Verbs, accept:</th></tr>
<tr><td>1</td><td>Present / Imperfect / Preterite</td></tr>
<tr><td>2</td><td>Preterite / Imperfect / Pluperfect</td></tr>
<tr><td>3</td><td>Preterite / Imperfect</td></tr>
<tr><td>4</td><td>Present / Imperfect / Preterite / Future / Conditional</td></tr>
<tr><td>5</td><td>Present</td></tr>
</table>
<u>3.2: Award a mark out of 8 for accurate use of Verbs – see generic guidance above</u>

<u>3.3: Award a mark out of 12 for Other linguistic features – see generic guidance above</u>
</td><td></td></tr>
</table>

<table>
<tr><th>Question</th><th>Answer</th><th>Marks</th></tr>
<tr><td>3(b)</td><td>

Ayudar a la gente mayor. Escribe un artículo sobre este tema.

3.1: Award a mark out of 10 for Communication – see generic guidance above

<table>
<tr><th>Tick</th><th>Accept</th><th>Mark</th></tr>
<tr><td>✓1</td><td>Describe un día que pasaste con una persona mayor.

A description of the day. Mention of a person that contradicts an older person then no credit awarded.</td><td>2</td></tr>
<tr><td>✓2</td><td>¿De qué hablasteis?

Mention of what the candidate and older person talked about</td><td>2</td></tr>
<tr><td>✓3</td><td>Durante una semana típica, ¿cómo ayudas tú a una persona mayor?

Details of what the candidate does to help an older person in an average week</td><td>2</td></tr>
<tr><td>✓4</td><td>Explica por qué los jóvenes deben ayudar a los mayores.

An explanation of why young people / a young person must help older people.</td><td>2</td></tr>
<tr><td>✓5</td><td>En tu opinión, ¿cuáles son las ventajas de pasar tiempo con los mayores?

An opinion on what the advantages are of spending time with older people</td><td>2</td></tr>
</table>

</td><td>30</td></tr>
</table>

<table>
<tr><th>Question</th><th>Answer</th><th>Marks</th></tr>
<tr><td>3(b)</td><td>
<table>
<tr><th>Communication point</th><th>For Verbs, accept:</th></tr>
<tr><td>1</td><td>Preterite / Imperfect / Perfect</td></tr>
<tr><td>2</td><td>Preterite / Imperfect / Perfect</td></tr>
<tr><td>3</td><td>Present</td></tr>
<tr><td>4</td><td>Present</td></tr>
<tr><td>5</td><td>Present</td></tr>
</table>
<u>3.2: Award a mark out of 8 for accurate use of Verbs – see generic guidance above</u>

<u>3.3: Award a mark out of 12 for Other linguistic features – see generic guidance above</u>
</td><td></td></tr>
</table>

© UCLES 2019

<table>
<tr><th>Question</th><th>Answer</th><th>Marks</th></tr>
<tr><td>3(c)</td><td>

'Estaba leyendo un libro cuando encontré una foto con un mensaje…'

3.1: Award a mark out of 10 for Communication – see generic guidance above

<table>
<tr><th>Tick</th><th>Accept</th><th>Mark</th></tr>
<tr><td>✓1</td><td>¿Qué había en la foto?
A description of what was in the photo</td><td>2</td></tr>
<tr><td>✓2</td><td>¿Cómo te sentiste en ese momento al leer el mensaje?
How the candidate felt upon reading the message</td><td>2</td></tr>
<tr><td>✓3</td><td>Explica por qué.
An explanation of why the candidate felt that way</td><td>2</td></tr>
<tr><td>✓4</td><td>Cuenta lo que hiciste después de leer el mensaje.
An account of what the candidate did after reading the message</td><td>2</td></tr>
<tr><td>✓5</td><td>¿Qué vas a hacer con la foto?
What the candidate is going to do with the photo</td><td>2</td></tr>
</table>

</td><td>30</td></tr>
</table>

© UCLES 2019

<table>
<tr><th>Question</th><th>Answer</th><th>Marks</th></tr>
<tr><td>3(c)</td><td>
<table>
<tr><th>Communication point</th><th>For Verbs, accept:</th></tr>
<tr><td>1</td><td>Imperfect / Preterite / Pluperfect</td></tr>
<tr><td>2</td><td>Imperfect / Preterite / Perfect</td></tr>
<tr><td>3</td><td>Imperfect / Preterite / Perfect / Present</td></tr>
<tr><td>4</td><td>Imperfect / Preterite / Perfect</td></tr>
<tr><td>5</td><td>Present / Future / Conditional</td></tr>
</table>
<u>3.2: Award a mark out of 8 for accurate use of Verbs – see generic guidance above</u>

<u>3.3: Award a mark out of 12 for Other linguistic features – see generic guidance above</u>
</td><td></td></tr>
</table>

Appendix I

Note on using mark schemes with Grade descriptors

It is important that you award marks positively. In order to ensure that you reward achievement rather than penalise failure or omissions, you should start at the bottom of the mark scheme and work upwards through the descriptors when awarding marks.

You should adopt a 'best fit' approach. You must select the set of descriptors provided in the mark scheme that most closely describes the quality of the work being marked. As you work upwards through the mark scheme, you will eventually arrive at a set of descriptors that fits the candidate's performance. When you reach this point, you should always then check the descriptors in the band above to confirm whether or not there is just enough evidence to award a mark in the higher band.

For example, when marking **Question 3** you may find that a candidate uses a variety of relevant vocabulary but has varied success with more complex structures. In such cases, you will need to award a mark that takes into account both the strengths and weaknesses of the piece of work.

To select the most appropriate mark within each set of descriptors, use the following guidance:

- If most of the descriptors fit the piece (and after you have considered the band above), award the top mark in the band.
- If there is just enough evidence (and you had perhaps been considering the band below), award the lowest mark in the band.

Note on irrelevant material in Question 3

In the case of an answer which is completely irrelevant to the chosen question (**3(a)** or **3(b)** or **3(c)**), a mark of 0 is given for Communication and for Language.

In cases where the chosen question was clearly attempted but communication of the set tasks was not achieved (e.g. due to inadequate language control), a score of 0 is given for Communication. Language marks (for Verbs and Other Linguistic Features) are based on any phrases that do communicate meaning.

Irrelevant material that has been included in an otherwise relevant answer does not score for Communication or for Verbs. Communication marks and Verb marks are awarded for the relevant parts of the answer only. The mark for Other Linguistic Features is based on the whole answer.

© UCLES 2019

Appendix II: Communication – Rules on how to decide whether a verb is accurate enough to convey meaning

Communication

- An attempt at a verb is required for any communication mark to be awarded.
- For **Question 2**, candidates score 1 or 0 marks for each piece of relevant information they communicate. For a sentence / phrase to be considered for the award of a mark for communication, the verb must meet or go beyond the criteria outlined in B.
- For **Question 3**, candidates score 2, 1 or 0 marks for communicating each task. For the criteria the verb must fulfil in order for a sentence / phrase to be considered for the award of 2 marks for communication, see A below. For the criteria the verb must fulfil for a sentence / phrase to be considered for the award of 1 mark for communication, see B below.
- Where a verb fits the criteria for C, the mark for communication is 0.
- Although some allowances are made for faulty verbs when awarding COMMUNICATION marks (see below); in order for a verb to score a LANGUAGE tick, it must be correct.
- 'Ticks' for communication are to be placed just above the end of the qualifying sentence / phrase.

A <u>QUESTION 3 ONLY</u>: Where <u>THE VERB IS APPROPRIATE IN THE MEANING IT CONVEYS AND THE TIME FRAME IS APPROPRIATE</u>, 2 communication marks are awarded in the following cases.

(i)	**For 2 communication marks: accept a Present where a Future context is apparent**	
	El año que viene voy a España = 2 for communication (but see also B(i) for further information)	(*voy* receives a tick for verb)
(ii)	**For 2 communication marks: accept the use of a Future when a Conditional would be correct and vice versa**	

(iii)	**For 2 communication marks: accept a 'phonetic version' of the correct time frame**	
	He passado las vacaciones = 2 for communication *E pasado las vacaciones* = 2 for communication *Mi madre necessita mi ayuda* = 2 for communication *Nececito ir a la tienda* = 2 for communication *He apprendido mucho* = 2 for communication *Mi tía tienne un club* = 2 for communication *He organisado una fiesta* = 2 for communication *Boy a ir al centro* = 2 for communication	(*Empezó a juego* = 1 for communication – *juego* is not phonetic) *Yo quierro jugar al fútbol* = 0 for communication (doublé 'r' is not a phonetic rendering of single 'r') *Yo prefiero llavar los platos* = 0 for communication (double 'll' is not a phonetic rendering of single 'l')
(iv)	**For 2 communication marks: accept the use of any past tense when a past is required, even when a different past tense would be grammatically correct or appropriate**	
	Allow Perfect, Imperfect, Pluperfect or Preterite. Ignore inconsistency in the use of the Imperfect and Preterite if it occurs.	
(v)	**Errors of accent: award 2 communication marks (eg *estuve alli* = 2, *tambien fue* = 2, *es fantastico* = 2), <u>except</u> in the following cases**	
	For 2 communication marks, **insist** on the accent on verbs which require it	*Yo comi* = 1 for communication (as an attempted preterite tense) *Esperabamos* = 1 for communication (as an attempted imperfect tense)
	For 2 communication marks, tolerate a grave accent for an acute accent	*Yo comì* = 2 for communication

© UCLES 2019

(vi)	**In complex sentences, reward communication based on the verb in the subordinate clause and reward according to the normal rules (it is the information in the subordinate clause which fulfils the task)**	
	Mi amigo dijo que tenía dolor de cabeza = 2 for communication (in addition both verbs can receive a tick) *Mi amigo dice* (wrong tense) *que tenía dolor de cabeza* = 2 for communication (in addition second verb can receive a tick)	However, *Mi amigo dijo que tiene dolor de cabeza* = 1 for communication (see B (vii)) (in addition first verb can receive a tick) *Mi amigo dijo que él dolor de cabeza* = 0 for communication (no verb in subordinate clause) (first verb can receive a tick)
	Creía que estaba enfermo = 2 for communicataion (in addition both verbs receive a tick)	However: *Creía que llueve* = 1 for communication (see B(vii)) *Creía que tenía enfermo* = 0 for communication (see B(vii)) (In addition, in both cases, first verb can receive a tick)
(vii)	**Use of a verb in the indicative where a subjunctive would be expected: award 2 communication marks**	
	No creo que haya muchas personas allí = 2 for communication (plus both verbs receive a tick) *No creo que hay muchas personas allí* = 2 for communication (plus first verb receives a tick)	

© UCLES 2019

B <u>QUESTIONS 2 AND 3</u>: Where <u>THE VERB IS APPROPRIATE IN THE MEANING IT CONVEYS</u> but is flawed in the following ways, the message is partially conveyed, and 1 communication mark will be awarded.

(i)	**The candidate has produced a correct spelling of an <u>inappropriate</u> form / part / tense of an <u>appropriate</u> verb: award 1 communication mark**	
	He vender el libro = 1 for communication *La gente están contenta* = 1 for communication *Yo trabaje durante las vacaciones* = 1 for communication *Yo voy pasaré* = 1 for communication	No ticks are scored for these verbs
	Task: what do you want to eat for lunch? **Candidate writes:** *Quiero comeré la fruta* = 1 for communication	*Quiero* = tick for verb
	Task: what will you do next year? **Candidate writes:** *El año <u>pasado</u> voy a España* = 1 for communication *El año <u>pasado</u> voy a viajar en España* = 1 for communication *El año <u>que viene</u> yo iba a España* = 1 for communication *El año que viene me gusto jugar al tenis* = 1 for communication	*…voy a…* verb is not rewarded as there is no future context (eg *El año que viene*…) <u>and</u> there is discordance / confusion between the verb and the time indicator that the candidate has used *…voy a viajar…* scores 2 ticks for verbs (*voy a*, *viajar*) as the task requires a future and, despite the use of *pasado*, there is no doubt about the tense of the verb and the tense of the verb agrees with the tense that is required *…iba…* verb does not receive a tick *…me gusto…* verb does not receive a tick
	El año que viene yo vaya al centro = 1 for communication (*ir* is an appropriate verb, *vaya* is a form of the verb *ir* (subjunctive))	*El año que viene yo vaye al centro* = 0 for communication (*vaye* is not any part of the verb *ir*)

(ii)	**The candidate has produced a <u>phonetic</u> spelling of an <u>inappropriate</u> form / part / tense of an <u>appropriate</u> verb: award 1 communication mark**	
	Task: what did you enjoy doing on holiday? **Candidate writes:** *Me gustta el tenis* = 1 for communication (phonetic version of the incorrect tense (*me gusta*) of an appropriate verb)	*Me gutsa (el tenis) (gutsa* is not any form / part / tense (nor a phonetic version thereof) of the verb *gusta)*
	Task: what happened at school today? **Candidate writes:** *Apprendo mucho* = 1 for communication (phonetic version of an incorrect part / tense (*aprendo*) of an appropriate verb)	*Apriendo mucho* = 0 for communication (*apriendo* is not any form / part / tense (nor a phonetic version thereof) of the verb *aprender*)
(iii)	**Use of *ser* when *estar* would be correct and vice versa: award 1 communication mark**	
	Soy en acuerdo con el proyecto = 1 *Soy esperando tu carta* = 1 *Era con su hijo* = 1 *Mis hermanas son en la casa* = 1 *Estaba una experiencia maravillosa* = 1 *Estoy un buen estudiante* = 1 *Tu carta está interesante* = 1 *Estará una buena idea* = 1	
(iv)	**Mis-use of *haber, hacer*, *tener* and *ser/estar* in idiomatic phrases / simple descriptions: award 1 communication mark**	
	Era/Estaba miedo = 1 *Era/Estaba sed* = 1 *Era/Estaba hambre* = 1 *Era/Estaba cinco años* = 1 *Estaba muy frío en mi casa* = 1 ¿Está playas cerca de tu ciudad? = 1	(no tick for verb) (no tick for verb) (no tick for verb) (no tick for verb) (no tick for verb) (no tick for verb) **However:** *Ella es el pelo negro* = 0 *Tenía cansado* = 0 *Tenía enfermo* = 0

© UCLES 2019

(v)	**The following commonly seen inappropriate usages: award 1 communication mark**	
	Accept for 1 mark *Miré un accidente* for *Vi un accidente* *Yo gusta la música* for *Me gusta la música* *Escuché un ruido* for *Oí un ruido* *En Madrid hay calor* for *En Madrid hace calor*	**Refuse** *Tenía un tiempo muy bueno* for *Lo pasé bien* *He mirado para mi chaqueta* for *He buscado mi chaqueta*
(vi)	**The following commonly seen mis-usages: award 1 communication mark**	
	Me gusto mi casa *Me prefiero los gatos* *Me vivo en el centro* *Me llamo es (Ana)*	*Me llama es (Ana)* = 0 as nothing of worth is communicated *Me llama (Ana)* when the candidate is trying to give his / her own name = 0
(vii)	**In complex sentences, consider the verb in the subordinate clause when awarding the mark for communication and reward according to the normal rules** (see also A(vi))	
	Mi amigo dijo que tiene dolor de cabeza = 1 for communication	The subordinate clause, *tiene dolor de cabeza,* contains an appropriate verb in the wrong time frame which is awarded 1 communication mark (in addition, first verb receives a tick)
	Creía que llueve = 1 for communication	The subordinate clause, *que llueve,* contains an appropriate verb in the wrong time frame which is awarded 1 communication mark according to the usual rules) (in addition, first verb receives a tick)

© UCLES 2019

C <u>QUESTIONS 2 AND 3</u>: Award 0 communication marks in the following cases.

(i)	**No attempt at a (real) verb = 0 for communication**	
	yo pie al instituto = 0 for communication *yo caminata mi perro* = 0 for communication *llove* = 0 for communication *yo prefier ir al colegio* = 0 for communication	
(ii)	**The verb attempted delivers a message different from the desired one = 0 for communication**	
	mi padre tiene profesor for *mi padre es profesor* = 0 for communication *llora* for *llueve* = 0 for communication	
(iii)	**The attempt at the verb is not a part / form of an appropriate verb or a phonetic rendition thereof = 0 for communication**	
	El año que viene yo viajer en el centro = 0 for communication (*viajer* is not any part of the verb *viajar*) *Yo buscé mis gafas* = 0 for communication (*buscé* is not any part of the verb *buscar*) *Me gutsa (el tenis)* = 0 for Communication (*gutsa* is not any part of the verb *gustar*)	

© UCLES 2019

Cambridge Assessment International Education
Cambridge International General Certificate of Secondary Education

SPANISH **0530/42**

Paper 4 Writing **May/June 2019**

MARK SCHEME

Maximum Mark: 50

Published

This mark scheme is published as an aid to teachers and candidates, to indicate the requirements of the examination. It shows the basis on which Examiners were instructed to award marks. It does not indicate the details of the discussions that took place at an Examiners' meeting before marking began, which would have considered the acceptability of alternative answers.

Mark schemes should be read in conjunction with the question paper and the Principal Examiner Report for Teachers.

Cambridge International will not enter into discussions about these mark schemes.

Cambridge International is publishing the mark schemes for the May/June 2019 series for most Cambridge IGCSE™, Cambridge International A and AS Level and Cambridge Pre-U components, and some Cambridge O Level components.

This syllabus is regulated for use in England, Wales and Northern Ireland as a Cambridge International Level 1/Level 2 Certificate.

© UCLES 2019

Need a home tutor? Visit smiletutor.sg

PUBLISHED

Generic Marking Principles

These general marking principles must be applied by all examiners when marking candidate answers. They should be applied alongside the specific content of the mark scheme or generic level descriptors for a question. Each question paper and mark scheme will also comply with these marking principles.

GENERIC MARKING PRINCIPLE 1:

Marks must be awarded in line with:

- the specific content of the mark scheme or the generic level descriptors for the question
- the specific skills defined in the mark scheme or in the generic level descriptors for the question
- the standard of response required by a candidate as exemplified by the standardisation scripts.

GENERIC MARKING PRINCIPLE 2:

Marks awarded are always **whole marks** (not half marks, or other fractions).

GENERIC MARKING PRINCIPLE 3:

Marks must be awarded **positively**:

- marks are awarded for correct/valid answers, as defined in the mark scheme. However, credit is given for valid answers which go beyond the scope of the syllabus and mark scheme, referring to your Team Leader as appropriate
- marks are awarded when candidates clearly demonstrate what they know and can do
- marks are not deducted for errors
- marks are not deducted for omissions
- answers should only be judged on the quality of spelling, punctuation and grammar when these features are specifically assessed by the question as indicated by the mark scheme. The meaning, however, should be unambiguous.

GENERIC MARKING PRINCIPLE 4:

Rules must be applied consistently e.g. in situations where candidates have not followed instructions or in the application of generic level descriptors.

© UCLES 2019

GENERIC MARKING PRINCIPLE 5: Marks should be awarded using the full range of marks defined in the mark scheme for the question (however; the use of the full mark range may be limited according to the quality of the candidate responses seen).
GENERIC MARKING PRINCIPLE 6: Marks awarded are based solely on the requirements as defined in the mark scheme. Marks should not be awarded with grade thresholds or grade descriptors in mind.

© UCLES 2019

1 General Marking Principles

1.1 Crossing out:

(a)	If a candidate changes his/her mind over an answer and crosses out an attempt, award a mark if the final attempt is correct.
(b)	If a candidate crosses out an answer to a whole question but makes no second attempt at it, mark the crossed out work.

1.2 For Questions 2 and 3, if the candidate has written an answer in the space provided for that purpose, you should ignore anything written anywhere else, unless:

(a)	there is an indication from the candidate that other material should be considered.
(b)	the candidate has continued their answer outside the space provided.
(c)	there is no answer in the space provided.

1.3 Annotation used in the Mark Scheme:

(a)	tc = ‘tout court’ and means that on its own the material is not sufficient to score the mark.
(b)	BOD = benefit of the doubt and is used to indicate that the Examiner has considered the answer/that part of the answer and judged it to be more correct than incorrect: the benefit of the doubt is given to the candidate and the mark is awarded.

© UCLES 2019

1.4 No response and '0' marks

There is a NR (No Response) option in **RM Assessor**.

Award NR (No Response):
If there is nothing written at all in the answer space or
If there is only a comment which does not in any way relate to the question being asked (e.g. 'can't do' or 'don't know') or
If there is only a mark which isn't an attempt at the question (e.g. a dash, a question mark).

Award 0:
If there is any attempt that earns no credit. This could, for example, include the candidate copying all or some of the question, or any working that does not earn any marks, whether crossed out or not.

1.5 **Optional questions**: You must mark all questions attempted by the candidate. Where a question has not been attempted then NR must be entered. (For Question 3 only, after marking the question(s) the candidate has answered, NR is populated automatically when you click on 'Complete'.) Where the candidate attempts more than one of the alternatives in Question 3, RM Assessor will automatically only aggregate the candidate's best result.

© UCLES 2019

Question	Answer	Marks

Question 1

Candidates are required to list 8 items in Spanish. Read all of the items that the candidate has listed and award marks as follows:

(i) Select the most correct items up to a maximum of 5. Award 1 mark for each correct item up to a maximum of 5. Stop ticking once 5 items have been rewarded.

(ii) On Question 1, award marks for items wherever the candidate has written them.

(iii) **If the candidate offers more than one word per line, award a mark for each acceptable item** (e.g. where a candidate has linked two words as in *cepillo de dentífrica* = 1 tick; however *cepillo y dentífrica* (candidate intends this as two items) = 2 ticks).

(iv) The pictures provided on the question paper are only suggestions.

(v) Mark for communication. Tolerate inaccuracies, provided the message is clear. Ignore any definite / indefinite article, possessive adjective, etc. Ignore any verbs.

(vi) If spelling is questionable, start by referring to the detailed mark scheme. Refer to the bullet points below if no decision on the spelling you have encountered is recorded there.
- 'If in doubt, sound it out': if you read what the candidate has written, does it sound like the correct answer?
- Look-alike test: does what the candidate has written look like the correct answer, e.g. one letter missing but no other word created.
- If the first part of the word is correct, small errors in what comes next are less likely to impede communication (unless they suggest another meaning).
- Where letters are transposed, the word is likely to communicate (unless another word has been created).

(vii) Once marking proper starts, if there are five clearly acceptable items, award marks wherever these are in the list. This approach may allow questionable versions to be ignored.

(viii) Refuse all nouns which are repeated and which do not have a separate meaning:
- *pantalones, pantalones cortos*: award one mark to each item
- *pantalones pequeños, pantalones azules*: award one mark for the first *pantalones*

(ix) Reject misspelt words which suggest a word with a quite different meaning. Where nouns are usually plural, accept the singular and vice versa.

© UCLES 2019

Question	Answer	Marks
1	**Estás en la estación de tren. Haz una lista en español de 8 cosas que puedes ver.**	**5**

ACCEPT	ACCEPT	REFUSE
Only 1 item of food or drink		
Only 1 item of clothing		
andén		
billete billet boleto		tren
cafetería		estación
entrada		estación de tren(es)
hombre		hora
horario		tiempo
maleta		teléphono telephone
mujer		ticket
pasajero		
policía		
reloj		
restaurante		

© UCLES 2019

Question	Answer	Marks
1		

ACCEPT	ACCEPT	REFUSE
quisco		
salida		
servicios		
taquilla		
taxi		
teléfono	teléfon	
tienda		
vía		
regalo recuerdo		
mochila		

Total for Question 1: 5 marks

Question	Answer	Marks
Question 2		
Candidates are required to answer the question. Read the whole answer and award marks as follows: • **Communication: award a mark out of 10, according to the instructions in 2.1.** • **Language: award a mark out of 5, according to the instructions in 2.2.**		

Question	Answer	Marks
2	**Mi dieta** **<u>2.1: Award a mark out of 10 for Communication</u>** (i) Place the appropriate 'numbered' tick as close as possible to **each** relevant communication point in the body of the answer. (ii) Award ticks flexibly across the tasks for each piece of relevant information conveyed, up to a maximum of 10. HOWEVER, each of the tasks must be covered to get the 10 communication marks: • <u>If 1 of the tasks is missing</u>, the maximum communication mark is 9. • <u>If 2 of the tasks are missing</u>, the maximum communication mark is 8 (and so on). (iii) Add up the ticks to give a mark out of 10 for Communication. (iv) For COMMUNICATION • Look for a verb (finite or infinitive) before awarding a mark. Lists without a verb will not score. • See Appendix II for rules on how to decide whether a verb is accurate enough to convey meaning. • For language other than verbs, use 'rules' in Question 1: look alike, sound alike, etc. • Misplaced adjectives, negatives and adverbs will not usually compromise communication. (v) LISTS = a maximum of 3 marks for communication: lists of 1–3 items = 1 mark; lists of 4 items = 2 marks; lists of 5–6 items = 3 marks • *Ella es alta y delgada y grande y nerviosa*. (1 verb, therefore treat as list of 4 items: place one tick over *'grande'* (third item in list) and another tick over '*nerviosa*' (fourth item in list)) • *Ella es alta. Es delgada. Tiene el pelo moreno*. (3 verbs therefore each piece of information can score a separate communication mark (vi) Only reward each piece of information once, e.g. *es fantástica* cannot score both as description and reason for liking; *es fantástica y sus clases son fantásticas* can both be rewarded as *fantástica(s)* describes different nouns; *ella me ayuda a hacer mis deberes* and *me ayuda todos los días* can both be rewarded as they each contain a different extra detail (*a hacer mis deberes* and *todos los días*). (vii) Do not penalise factual errors. (viii) What the candidate writes may not follow the order of the tasks on the question paper – this is fine.	**15**

<table>
<tr><th>Question</th><th>Answer</th><th>Marks</th></tr>
<tr><td>2</td><td>
<table>
<tr><th>Tick</th><th>Accept</th></tr>
<tr><td>✓1</td><td>Describe la comida en tu colegio.

REWARD any statement relating to the food that is available at the candidate’s school</td></tr>
<tr><td>✓2</td><td>¿Cuál es tu comida preferida?

REWARD any statement relating to the candidate’s favourite food</td></tr>
<tr><td>✓3</td><td>¿Prefieres comer en casa o en un restaurante? ¿Por qué?

REWARD any statement relating to where the candidate prefers to eat

REWARD and statement which explains why</td></tr>
<tr><td>✓4</td><td>¿Cómo vas a cambiar tu dieta para tener una vida más sana?

REWARD any statement relating to how the candidate is going to change his/her diet to lead a healthier life</td></tr>
</table>
</td><td></td></tr>
</table>

© UCLES 2019

<table>
<tr><th>Question</th><th>Answer</th><th>Marks</th></tr>
<tr><td>2</td><td>

2.2: Award a mark out of 5 for Language

Award a mark out of 5 for Language*, according to the Grade descriptors in the table below (see *Note on using mark schemes with Grade descriptors* (Appendix I)).

Grade descriptors for Language (Question 2)

<table>
<tr><td>5</td><td>Straightforward vocabulary and structure.
The style of writing is basic, but reasonably coherent.
Use of a limited range of verbs, generally successful.
More accuracy than inaccuracy.</td></tr>
<tr><td>4</td><td>Basic vocabulary and structure.
Some awareness of verb usage, but inconsistent.
The writing is sufficiently accurate for meaning to be conveyed.</td></tr>
<tr><td>3</td><td>Very basic vocabulary and structure.
Little awareness of verb usage (e.g. infinitives regularly used instead of finite verbs).
Despite regular errors, the writing often conveys some meaning.</td></tr>
<tr><td>2</td><td>A few phrases or short sentences are accurate enough to be comprehensible. Very simple sentence structure.</td></tr>
<tr><td>1</td><td>Disjointed words or short phrases, one or two of them accurate enough to be comprehensible.</td></tr>
<tr><td>0</td><td>One or two disjointed words or short phrases may be recognisable.</td></tr>
</table>

*Consider the whole answer when awarding mark for language

Total for Communication: 10 marks
Total for Language: 5 marks
Total for Question 2: 15 marks

</td><td></td></tr>
</table>

© UCLES 2019

Question	Answer	Marks

Question 3

Candidates answer 1 question from a choice of 3. Read the whole answer and award marks as follows:

- **Communication: award a mark out of 10, according to the instructions in 3.1.**
- **Language: award a mark out of 8 for Verbs, according to the instructions in 3.2.**
  award a mark out of 12 for Other linguistic features, according to the instructions in 3.3.

For question-specific guidance, see later in this mark scheme.

3.1: Award a mark out of 10 for Communication

(i) There are 5 relevant communication points per question, each worth a maximum of 2 marks.

(ii) For each relevant communication point, use the appropriate numbered tick and place up to 2 of these ticks as close as possible to each relevant communication point (in the body of the answer).

2 ticks	Message clearly communicated. Minor errors (adjective endings, use of prepositions etc.) are tolerated.
1 tick	Communication of some meaning is achieved, but the message may be ambiguous or incomplete.
0 ticks	Nothing of worth communicated.

(iii) **Look for a verb (finite or infinitive) before awarding a mark for communication.** See Appendix II for rules on how to decide whether a verb is accurate enough to convey meaning.

(iv) Add up the ticks to give a mark out of 10 for Communication.

© UCLES 2019

Question	Answer	Marks

3.2: Award a mark out of 8 for accurate use of Verbs

When awarding ticks for Verbs, please refer back to the question in order to establish which tense is appropriate for the response. **For question-specific guidance, see later in this mark scheme.**

(i) Place a tick above the **first** occurrence of each correct verb, up to a maximum of 18 ticks (details of how to award ticks are provided below).
(ii) Place the tick so that it does not obscure the accent/tilde.
(iii) Convert the total number of ticks to a mark out of 8 using the Conversion table below.

Conversion table for accurate use of Verbs (Question 3)

Number of ticks	Mark
18+	8
16,17	7
14,15	6
12,13	5
10,11	4
8,9	3
6,7	2
4,5	1
0,1,2,3	0

© UCLES 2019

Question	Answer	Marks

How to award ticks for accurate use of Verbs (Question 3):

(a) Subject (noun or pronoun) + any finite verb

- **both subject and verb must be correct for the verb to score a tick**
- **verb must be in the appropriate tense to score a tick**
- **accents on verbs must be correct in order for a tick to be awarded**
- **do not tick verbs contained in the 'letter etiquette': appropriate beginnings and endings to letters are considered for reward under Other linguistic features.**

Tick	No tick	Note
Yo soy (✓)		
He hecho (✓)		
Los profesores son (✓) amables	Los professores son amables (*no tick*)	incorrect subject means tick cannot be awarded for verb

Use of gerund

Tick	No tick	Note
Estoy escribiendo (✓)		Continuous forms of *estar* and gerund are awarded 1 tick
Llevo (✓) dos años estudiando (✓)		Use of gerund other than in continuous form of verb using *estar* = 2 ticks

© UCLES 2019

Question	Answer	Marks

With direct and indirect object pronouns

Tick	No tick	Note
Juan lo vio (✓)		

Reflexive/passive

Tick	No tick	Note
Él se levanta (✓)	Él levantase (*no tick*)	
Ella se ha cortado (✓)		
La puerta estaba (✓) abierta		
Yo me lavo (✓) las manos	Yo me lavo (*no tick*) el coche	*lavar* should not be used reflexively in this statement

Impersonal verbs such as *gustar*, *quedar*, *faltar*, etc.

Tick	No tick	Note
Me gusta (✓) leer (✓)		
Me gusto *(no tick)* leer (✓)		
Me quedan (✓) diez euros		

Impersonal *se*

Tick	No tick	Note
Se puede (✓)		
Se habla español (✓)		

© UCLES 2019

Question	Answer	Marks

Impersonal

Hay (✓) patatas		
Es (✓) interesante		

With negative

Tick	No tick	Note
No comen (✓)		

Sequence of tenses

Tick	No tick	Note
Fui (✓) al cine y me gustó (✓) la película	Fui (✓) al cine y me gustaría *(no tick)* la película	If sequence is incorrect, **both** verbs cannot be rewarded

Single auxiliary with multiple past participles

Sing		
Tick	**No tick**	**Note**
Hemos cantado (✓) y bailado (✓)		Hemos cantado = tick 1; Hemos bailado = tick 2

Verb which requires preposition

Tick	No tick	Note
Ayudo (✓) a lavar (✓) el coche		
Ayudo (✓) lavar el coche		preposition is required for *lavar* to be awarded a tick
Ayudo (✓) con lavar el coche		incorrect use of *con* means that *lavar* cannot receive a tick

© UCLES 2019

Question	Answer	Marks

Verb which requires personal a

Tick	No tick	Note
Veo (✓) a mi amigo	Veo *(no tick)* mi amigo	personal *a* is required for *veo* to be awarded a tick

Correct verb within meaningless statement

El camino es (✓) largo	El camino es (*no tick*) inteligente	Do not reward correct verb in a meaningless statement

(b) Imperative

Tick	No tick	Note
¡Ven! (✓)		
¡Oiga! (✓)		

(c) Interrogative

Tick	No tick	Note
¿Vienes? (✓) / Vienes. (✓)		question mark not required for mark to be awarded
(¿)Vas (✓) a venir(?) (✓)		
(¿)Cómo estás(?) (✓)		

© UCLES 2019

Question	Answer	Marks

(d) Infinitive

Tick	No tick	Note
Quiero (✓) salir (✓)		
No quiera (*no tick*) salir (✓)		
Quiero (✓) salire (*no tick*)		
Voy a (✓) estudiar (✓)		
Empecé a (✓) llorar (✓)		
Empecé *(no tick)* llorar (✓)		

(e) Participle (past or present)

Tick	No tick	Note
Terminado el programa (✓)		
Siendo estudiante (✓)		

(f) Reward only the first occurrence of a verb, e.g.

- Me gusta (✓) la natación. También me gusta (*no tick*) el tenis
- Me gusta (✓) la natación. No me gusta (*no tick*) el tenis

However,

- Yo prefiero (✓) la natación y mi hermano prefiere (✓) el tenis – 2 different persons of the verb
- Mi hermano prefiere (✓) la natación y mi hermana prefiere (*no tick*) el tenis – both third person usage
- Esta tarde mi amigo puede (✓) jugar (✓) al fútbol. En mi ciudad se puede *(no tick)* nadar (✓) – puede is in the third person singular in both sentences, so scores the first time but not the second time

© UCLES 2019

Question	Answer	Marks

3.3: Award a mark out of 12 for Other linguistic features

(i) Award a mark out of 12 for Other linguistic features, according to the Grade descriptors in the table below (please see Note on using mark schemes with Grade descriptors (Appendix I)).

(ii) Use the highlighter marking tool to highlight the first new use of any correct usage. Use the highlighter marking tool to underline a creditable attempt at a structure. This annotation is intended to help you arrive at an appropriate mark. Therefore, the kinds of things you highlight/underline will vary according to the quality of work, e.g. for a mark of 7/8 to be awarded the assumption is that 'spelling of common words, genders, adjectival agreements and basic prepositions are almost always correct' so annotation will focus on the degree of success with more complex language.

(iii) Consider the extent to which the following are used correctly and appropriately when assessing the candidate's control of structures:
- Subordinate clauses, including porque and que (relative pronouns). Indirect or reported speech (dijo que, creo que). Time clauses with cuando, mientras que etc. and si (= if)
- Object pronouns (me ha dicho; me lo dio) and 'strong' pronouns
- Conjunctions other than *y* and linking words (e.g. sin embargo, por lo tanto, por eso)
- Prepositions – Time, Place etc.
- Negatives
- Adverbs
- Use of por and para
- Adjectives, including possessives and demonstratives. Also comparatives and superlatives
- Expressions of quantity
- Appropriate use of *politesses* in the letter.

© UCLES 2019

Question	Answer	Marks

Grade descriptors for Other linguistic features (Question 3)

11–12	• Uses a wide range of structures effectively; produces longer, fluent sentences with ease. • Highly accurate at this level, though not necessarily faultless. • Makes effective use of a wide range of vocabulary fully appropriate to the task.
9–10	• Attempts a range of structures with a good degree of success. • More complex language usually error-free^^. • Uses a variety of relevant vocabulary at this level.
7–8	• In control of simple structures. Varied success with more complex structures. • Accuracy is fairly consistent throughout*. Errors may occur when more ambitious language is attempted. • Has sufficient vocabulary to add some interest to the writing.
5–6	• Attempts more than basic structures. • On balance, the work is more accurate than inaccurate. • Straightforward vocabulary relevant to the task.
3–4	• Reliant on basic structures. • Some examples of correct language. Meaning usually conveyed. • Basic vocabulary.
1–2	• A few phrases or short sentences are accurate enough to be comprehensible. Very simple sentence structure.
0	• One or two disjointed words or short phrases may be recognisable.

^^subordinate clauses, linking words, object pronouns, comparative adjectives/adverbs, strong negatives usually error free.
*spelling of common words, genders, adjectival agreements and basic prepositions are almost always correct.

Total for Communication: 10 marks
Total for Verbs: 8 marks
Total for Other linguistic features: 12 marks
Total for Question 3: 30 marks

© UCLES 2019

<table>
<tr><th>Question</th><th>Answer</th><th>Marks</th></tr>
<tr><td>3(a)</td><td>

Una excursión organizada por tu colegio. Escribe un e-mail a tu amigo/amiga sobre la excursión.

3.1: Award a mark out of 10 for Communication – see generic guidance above

<table>
<tr><th>Tick</th><th>Accept</th><th>Mark</th></tr>
<tr><td>✓1</td><td>¿Adónde fuiste de excursión?
Description of where the candidate went. Insist on a past tense.</td><td>2</td></tr>
<tr><td>✓2</td><td>¿Qué actividades hiciste con tus compañeros?
Description/statement about any activity that the candidate did with his/her friends</td><td>2</td></tr>
<tr><td>✓3</td><td>¿Cuándo será la próxima excursión con tu colegio?
Mention of when the next school trip will be</td><td>2</td></tr>
<tr><td>✓4</td><td>¿Cuál es tu opinión de las excursiones organizadas por tu colegio?
Candidate’s opinion of school trips. Insist on a general comment about school trips</td><td>2</td></tr>
<tr><td>✓5</td><td>¿Te gusta viajar con tu familia? Explica por qué.
Explanation of why the candidate does or does not like travelling with his/her family</td><td>2</td></tr>
</table>

</td><td>30</td></tr>
</table>

<table>
<tr><th>Question</th><th>Answer</th><th>Marks</th></tr>
<tr><td>3(a)</td><td>
<table>
<tr><th>Communication point</th><th>For Verbs, accept:</th></tr>
<tr><td>1</td><td>Preterite / Perfect/Imperfect</td></tr>
<tr><td>2</td><td>Preterite / Perfect/Imperfect</td></tr>
<tr><td>3</td><td>Future / Present / Conditional</td></tr>
<tr><td>4</td><td>Present</td></tr>
<tr><td>5</td><td>Present</td></tr>
</table>
<u>3.2: Award a mark out of 8 for accurate use of Verbs – see generic guidance above</u>

<u>3.3: Award a mark out of 12 for Other linguistic features – see generic guidance above</u>
</td><td></td></tr>
</table>

<table>
<tr><th>Question</th><th>Answer</th><th>Marks</th></tr>
<tr><td>3(b)</td><td>

La naturaleza en tu región. Escribe un artículo sobre este tema.

3.1: Award a mark out of 10 for Communication – see generic guidance above

<table>
<tr><th>Tick</th><th>Accept</th><th>Mark</th></tr>
<tr><td>✓1</td><td>En tu región, ¿dónde puedes disfrutar de la naturaleza?
Description of where the candidate can enjoy nature in his/her area. Do not insist on a present tense.</td><td>2</td></tr>
<tr><td>✓2</td><td>Describe cómo pasaste un día en el campo.
Description of how the candidate spent the day in the countryside. Insist on a past tense.</td><td>2</td></tr>
<tr><td>✓3</td><td>¿Qué tiempo hacía ese día?
Description of the weather that day. Insist on a past tense.</td><td>2</td></tr>
<tr><td>✓4</td><td>En tu opinión, ¿cuáles son las ventajas de pasar tiempo en la naturaleza?
Mention of any advantage of spending time in nature</td><td>2</td></tr>
<tr><td>✓5</td><td>Para ti, ¿es importante proteger el medio ambiente? Explica por qué.
Explanation of why it is or is not important to protect the environment</td><td>2</td></tr>
</table>

</td><td>30</td></tr>
</table>

<table>
<tr><th>Question</th><th>Answer</th><th>Marks</th></tr>
<tr><td>3(b)</td><td>
<table>
<tr><th>Communication point</th><th>For Verbs, accept:</th></tr>
<tr><td>1</td><td>Present</td></tr>
<tr><td>2</td><td>Preterite</td></tr>
<tr><td>3</td><td>Imperfect/Preterite</td></tr>
<tr><td>4</td><td>Present</td></tr>
<tr><td>5</td><td>Present</td></tr>
</table>
<u>3.2: Award a mark out of 8 for accurate use of Verbs – see generic guidance above</u>

<u>3.3: Award a mark out of 12 for Other linguistic features – see generic guidance above</u>
</td><td></td></tr>
</table>

<table>
<tr><th>Question</th><th>Answer</th><th>Marks</th></tr>
<tr><td>3(c)</td><td>

'Cuando salí del colegio vi un accidente…'

3.1: Award a mark out of 10 for Communication – see generic guidance above

<table>
<tr><th>Tick</th><th>Accept</th><th>Mark</th></tr>
<tr><td>✓1</td><td>¿Qué planes tenías antes de ver el accidente?
Description of the plans that the candidate had before seeing the accident</td><td>2</td></tr>
<tr><td>✓2</td><td>Describe lo que viste.
Description of what the candidate saw of the accident</td><td>2</td></tr>
<tr><td>✓3</td><td>¿Qué hicisteis tú y tus amigos para ayudar?
Description of what the candidate and his/her friends did to help</td><td>2</td></tr>
<tr><td>✓4</td><td>¿Cómo te sentiste después?
Description of how the candidate felt afterwards. Do not insist on a past tense.</td><td>2</td></tr>
<tr><td>✓5</td><td>Explica por qué.
Explanation of why the candidate felt like that. Do not insist on a past tense.</td><td>2</td></tr>
</table>

</td><td>30</td></tr>
</table>

© UCLES 2019

<table>
<tr><th>Question</th><th>Answer</th><th>Marks</th></tr>
<tr><td>3(c)</td><td>
<table>
<tr><th>Communication point</th><th>For Verbs, accept:</th></tr>
<tr><td>1</td><td>Imperfect / Pluperfect / Preterite</td></tr>
<tr><td>2</td><td>Preterite / Imperfect</td></tr>
<tr><td>3</td><td>Preterite / Imperfect</td></tr>
<tr><td>4</td><td>Preterite/ Present/ Imperfect</td></tr>
<tr><td>5</td><td>Preterite / Present / Imperfect</td></tr>
</table>
<u>3.2: Award a mark out of 8 for accurate use of Verbs – see generic guidance above</u>

<u>3.3: Award a mark out of 12 for Other linguistic features – see generic guidance above</u>
</td><td></td></tr>
</table>

Appendix I

Note on using mark schemes with Grade descriptors

It is important that you award marks positively. In order to ensure that you reward achievement rather than penalise failure or omissions, you should start at the bottom of the mark scheme and work upwards through the descriptors when awarding marks.

You should adopt a 'best fit' approach. You must select the set of descriptors provided in the mark scheme that most closely describes the quality of the work being marked. As you work upwards through the mark scheme, you will eventually arrive at a set of descriptors that fits the candidate's performance. When you reach this point, you should always then check the descriptors in the band above to confirm whether or not there is just enough evidence to award a mark in the higher band.

For example, when marking Question 3 you may find that a candidate uses a variety of relevant vocabulary but has varied success with more complex structures. In such cases, you will need to award a mark that takes into account both the strengths and weaknesses of the piece of work.

To select the most appropriate mark within each set of descriptors, use the following guidance:

- If most of the descriptors fit the piece (and after you have considered the band above), award the top mark in the band.
- If there is just enough evidence (and you had perhaps been considering the band below), award the lowest mark in the band.

Note on irrelevant material in Question 3

In the case of an answer which is completely irrelevant to the chosen question (3(a) or 3(b) or 3(c)), a mark of 0 is given for Communication and for Language.

In cases where the chosen question was clearly attempted but communication of the set tasks was not achieved (e.g. due to inadequate language control), a score of 0 is given for Communication. Language marks (for Verbs and Other Linguistic Features) are based on any phrases that do communicate meaning.

Irrelevant material that has been included in an otherwise relevant answer does not score for Communication or for Verbs. Communication marks and Verb marks are awarded for the relevant parts of the answer only. The mark for Other Linguistic Features is based on the whole answer.

© UCLES 2019

Appendix II: Communication – Rules on how to decide whether a verb is accurate enough to convey meaning

Communication

- an attempt at a verb is required for any communication mark to be awarded
- for QUESTION 2, candidates score 1 or 0 marks for each piece of relevant information they communicate. For a sentence/phrase to be considered for the award of a mark for communication, the verb must meet or go beyond the criteria outlined in B
- for QUESTION 3, candidates score 2, 1 or 0 marks for communicating each task. For the criteria the verb must fulfil in order for a sentence/phrase to be considered for the award of 2 marks for communication, see A below. For the criteria the verb must fulfil for a sentence/phrase to be considered for the award of 1 mark for communication, see B below.
- where a verb fits the criteria for C, the mark for communication is 0
- although some allowances are made for faulty verbs when awarding COMMUNICATION marks (see below); in order for a verb to score a LANGUAGE tick, it must be correct
- 'ticks' for communication are to be placed just above the end of the qualifying sentence/phrase

© UCLES 2019

A <u>QUESTION 3 ONLY</u>: Where <u>THE VERB IS APPROPRIATE IN THE MEANING IT CONVEYS AND THE TIME FRAME IS APPROPRIATE</u>, 2 communication marks are awarded in the following cases.

(i)	**For 2 communication marks: accept a Present where a Future context is apparent**	
	El año que viene voy a España = 2 for communication (but see also B (i) for further information)	(*voy* receives a tick for verb)
(ii)	**For 2 communication marks: accept the use of a Future when a Conditional would be correct and vice versa**	
(iii)	**For 2 communication marks: accept a 'phonetic version' of the correct time frame**	
	He passado las vacaciones = 2 for communication *E pasado las vacaciones* = 2 for communication *Mi madre necessita mi ayuda* = 2 for communication *Nececito ir a la tienda* = 2 for communication *He apprendido mucho* = 2 for communication *Mi tía tienne un club* = 2 for communication *He organisado una fiesta* = 2 for communication *Boy a ir al centro* = 2 for communication	(*Empezó a juego* = 1 for communication – *juego* is not phonetic) *Yo quierro jugar al fútbol* = 0 for communication (doublé 'r' is not a phonetic rendering of single 'r') *Yo prefiero llavar los platos* = 0 for communication (double 'll' is not a phonetic rendering of single 'l')
(iv)	**For 2 communication marks: accept the use of any past tense when a past is required, even when a different past tense would be grammatically correct or appropriate**	
	Allow Perfect, Imperfect, Pluperfect or Preterite. Ignore inconsistency in the use of the Imperfect and Preterite ifs it occurs.	
(v)	**Errors of accent: award 2 communication marks (e.g. *estuve alli* = 2, *tambien fue* = 2, *es fantastico* = 2), <u>except</u> in the following cases**	
	For 2 communication marks, **insist** on the accent on verbs which require it	*Yo comi* = 1 for communication (as an attempted preterite tense) *Esperabamos* = 1 for communication (as an attempted imperfect tense)

© UCLES 2019

	For 2 communication marks, tolerate a grave accent for an acute accent	*Yo comì* = 2 for communication
(vi)	**In complex sentences, reward communication based on the verb in the subordinate clause and reward according to the normal rules (it is the information in the subordinate clause which fulfils the task)**	
	Mi amigo dijo que tenía dolor de cabeza = 2 for communication (in addition both verbs can receive a tick) *Mi amigo dice* (wrong tense) *que tenía dolor de cabeza* = 2 for communication (in addition second verb can receive a tick)	However, *Mi amigo dijo que tiene dolor de cabeza* = 1 for communication (see B (vii)) (in addition first verb can receive a tick) *Mi amigo dijo que él dolor de cabeza* = 0 for communication (no verb in subordinate clause) (first verb can receive a tick)
	Creía que estaba enfermo = 2 for communicataion (in addition both verbs receive a tick)	However: *Creía que llueve* = 1 for communication (see B (vii)) *Creía que tenía enfermo* = 0 for communication (see B (vii)) (In addition, in both cases, first verb can receive a tick)
(vii)	**Use of a verb in the indicative where a subjunctive would be expected: award 2 communication marks**	
	No creo que haya muchas personas allí = 2 for communication (plus both verbs receive a tick) *No creo que hay muchas personas allí* = 2 for communication (plus first verb receives a tick)	

© UCLES 2019

B <u>QUESTIONS 2 AND 3</u>: Where <u>THE VERB IS APPROPRIATE IN THE MEANING IT CONVEYS</u> but is flawed in the following ways, the message is partially conveyed, and 1 communication mark will be awarded.

(i)	**The candidate has produced a correct spelling of an <u>inappropriate</u> form/part/tense of an <u>appropriate</u> verb: award 1 communication mark**	
	He vender el libro = 1 for communication *La gente están contenta* = 1 for communication *Yo trabaje durante las vacaciones* = 1 for communication *Yo voy pasaré* = 1 for communication	No ticks are scored for these verbs
	Task: what do you want to eat for lunch? **Candidate writes:** *Quiero comeré la fruta* = 1 for communication	*Quiero* = tick for verb
	Task: what will you do next year? **Candidate writes:** *El año <u>pasado</u> voy a España* = 1 for communication *El año <u>pasado</u> voy a viajar en España* = 1 for communication *El año <u>que viene</u> yo iba a España* = 1 for communication *El año que viene me gusto jugar al tenis* = 1 for communication	…*voy a*… verb is not rewarded as there is no future context (eg *El año que viene*…) <u>and</u> there is discordance/confusion between the verb and the time indicator that the candidate has used …*voy a viajar*… scores 2 ticks for verbs (*voy a*, *viajar*) as the task requires a future and, despite the use of *pasado*, there is no doubt about the tense of the verb and the tense of the verb agrees with the tense that is required …*iba*… verb does not receive a tick …*me gusto*… verb does not receive a tick
	El año que viene yo vaya al centro = 1 for communication (*ir* is an appropriate verb, *vaya* is a form of the verb *ir* (subjunctive))	*El año que viene yo vaye al centro* = 0 for communication (*vaye* is not any part of the verb *ir*)

© UCLES 2019

(ii)	**The candidate has produced a <u>phonetic</u> spelling of an <u>inappropriate</u> form/part/tense of an <u>appropriate</u> verb: award 1 communication mark**	
	Task: what did you enjoy doing on holiday? **Candidate writes:** *Me gustta el tenis* = 1 for communication (phonetic version of the incorrect tense (*me gusta*) of an appropriate verb)	*Me gutsa (el tenis) (gutsa* is not any form/part/tense (nor a phonetic version thereof) of the verb *gusta)*
	Task: what happened at school today? **Candidate writes:** *Apprendo mucho* = 1 for communication (phonetic version of an incorrect part/tense (*aprendo*) of an appropriate verb)	*Apriendo mucho* = 0 for communication (*apriendo* is not any form/part/tense (nor a phonetic version thereof) of the verb *aprender*)
(iii)	**Use of *ser* when *estar* would be correct and vice versa: award 1 communication mark**	
	Soy en acuerdo con el proyecto = 1 *Soy esperando tu carta* = 1 *Era con su hijo* = 1 *Mis hermanas son en la casa* = 1 *Estaba una experiencia maravillosa* = 1 *Estoy un buen estudiante* = 1 *Tu carta está interesante* = 1 *Estará una buena idea* = 1	

© UCLES 2019

(iv)	**Mis-use of *haber, hacer*, *tener* and *ser/estar* in idiomatic phrases/simple descriptions: award 1 communication mark**	
	Era/Estaba miedo = 1 *Era/Estaba sed* = 1 *Era/Estaba hambre* = 1 *Era/Estaba cinco años* = 1 *Estaba muy frío en mi casa* = 1 ¿Está playas cerca de tu ciudad? = 1	(no tick for verb) (no tick for verb) (no tick for verb) (no tick for verb) (no tick for verb) (no tick for verb) **However:** *Ella es el pelo negro* = 0 *Tenía cansado* = 0 *Tenía enfermo* = 0
(v)	**The following commonly seen inappropriate usages: award 1 communication mark**	
	Accept for 1 mark *Miré un accidente* for *Vi un accidente* *Yo gusta la música* for *Me gusta la música* *Escuché un ruido* for *Oí un ruido* *En Madrid hay calor* for *En Madrid hace calor*	**Refuse** *Tenía un tiempo muy bueno* for *Lo pasé bien* *He mirado para mi chaqueta* for *He buscado mi chaqueta*
(vi)	**The following commonly seen mis-usages: award 1 communication mark**	
	Me gusto mi casa *Me prefiero los gatos* *Me vivo en el centro* *Me llamo es (Ana)*	*Me llama es (Ana)* = 0 as nothing of worth is communicated *Me llama (Ana)* when the candidate is trying to give his/her own name = 0
(vii)	**In complex sentences, consider the verb in the subordinate clause when awarding the mark for communication and reward according to the normal rules** (see also A (vi))	
	Mi amigo dijo que tiene dolor de cabeza = 1 for communication	The subordinate clause, *tiene dolor de cabeza,* contains an appropriate verb in the wrong time frame which is awarded 1 communication mark (in addition, first verb receives a tick)
	Creía que llueve = 1 for communication	The subordinate clause, *que llueve,* contains an appropriate verb in the wrong time frame which is awarded 1 communication mark according to the usual rules) (in addition, first verb receives a tick)

© UCLES 2019

C <u>QUESTIONS 2 AND 3</u>: Award 0 communication marks in the following cases.

(i)	**No attempt at a (real) verb = 0 for communication**	
	yo pie al instituto = 0 for communication *yo caminata mi perro* = 0 for communication *llove* = 0 for communication *yo prefier ir al colegio* = 0 for communication	
(ii)	**The verb attempted delivers a message different from the desired one = 0 for communication**	
	mi padre tiene profesor for *mi padre es profesor* = 0 for communication *llora* for *llueve* = 0 for communication	
(iii)	**The attempt at the verb is not a part/form of an appropriate verb or a phonetic rendition there of = 0 for communication**	
	El año que viene yo viajer en el centro = 0 for communication (*viajer* is not any part of the verb *viajar*) *Yo buscé mis gafas* = 0 for communication (*buscé* is not any part of the verb *buscar*) *Me gutsa (el tenis)* = 0 for Communication (*gutsa* is not any part of the verb *gustar*)	

© UCLES 2019

Cambridge Assessment International Education
Cambridge International General Certificate of Secondary Education

SPANISH **0530/43**

Paper 4 Writing **May/June 2019**

MARK SCHEME

Maximum Mark: 50

Published

This mark scheme is published as an aid to teachers and candidates, to indicate the requirements of the examination. It shows the basis on which Examiners were instructed to award marks. It does not indicate the details of the discussions that took place at an Examiners' meeting before marking began, which would have considered the acceptability of alternative answers.

Mark schemes should be read in conjunction with the question paper and the Principal Examiner Report for Teachers.

Cambridge International will not enter into discussions about these mark schemes.

Cambridge International is publishing the mark schemes for the May/June 2019 series for most Cambridge IGCSE™, Cambridge International A and AS Level and Cambridge Pre-U components, and some Cambridge O Level components.

This syllabus is regulated for use in England, Wales and Northern Ireland as a Cambridge International Level 1/Level 2 Certificate.

© UCLES 2019

Need a home tutor? Visit smiletutor.sg

PUBLISHED

Generic Marking Principles

These general marking principles must be applied by all examiners when marking candidate answers. They should be applied alongside the specific content of the mark scheme or generic level descriptors for a question. Each question paper and mark scheme will also comply with these marking principles.

GENERIC MARKING PRINCIPLE 1:

Marks must be awarded in line with:

- the specific content of the mark scheme or the generic level descriptors for the question
- the specific skills defined in the mark scheme or in the generic level descriptors for the question
- the standard of response required by a candidate as exemplified by the standardisation scripts.

GENERIC MARKING PRINCIPLE 2:

Marks awarded are always **whole marks** (not half marks, or other fractions).

GENERIC MARKING PRINCIPLE 3:

Marks must be awarded **positively**:

- marks are awarded for correct/valid answers, as defined in the mark scheme. However, credit is given for valid answers which go beyond the scope of the syllabus and mark scheme, referring to your Team Leader as appropriate
- marks are awarded when candidates clearly demonstrate what they know and can do
- marks are not deducted for errors
- marks are not deducted for omissions
- answers should only be judged on the quality of spelling, punctuation and grammar when these features are specifically assessed by the question as indicated by the mark scheme. The meaning, however, should be unambiguous.

GENERIC MARKING PRINCIPLE 4:

Rules must be applied consistently e.g. in situations where candidates have not followed instructions or in the application of generic level descriptors.

© UCLES 2019

GENERIC MARKING PRINCIPLE 5: Marks should be awarded using the full range of marks defined in the mark scheme for the question (however; the use of the full mark range may be limited according to the quality of the candidate responses seen).
GENERIC MARKING PRINCIPLE 6: Marks awarded are based solely on the requirements as defined in the mark scheme. Marks should not be awarded with grade thresholds or grade descriptors in mind.

© UCLES 2019

1 General Marking Principles

1.1 Crossing out:

(a)	If a candidate changes his/her mind over an answer and crosses out an attempt, award a mark if the final attempt is correct.
(b)	If a candidate crosses out an answer to a whole question but makes no second attempt at it, mark the crossed out work.

1.2 For Questions 2 and 3, if the candidate has written an answer in the space provided for that purpose, you should ignore anything written anywhere else, unless:

(a)	there is an indication from the candidate that other material should be considered.
(b)	the candidate has continued their answer outside the space provided.
(c)	there is no answer in the space provided.

1.3 Annotation used in the Mark Scheme:

(a)	tc = ‘tout court’ and means that on its own the material is not sufficient to score the mark.
(b)	BOD = benefit of the doubt and is used to indicate that the Examiner has considered the answer/that part of the answer and judged it to be more correct than incorrect: the benefit of the doubt is given to the candidate and the mark is awarded.

© UCLES 2019

1.4 No response and '0' marks

There is a NR (No Response) option in **RM Assessor**.

Award NR (No Response):
If there is nothing written at all in the answer space or
If there is only a comment which does not in any way relate to the question being asked (e.g. 'can't do' or 'don't know') or
If there is only a mark which isn't an attempt at the question (e.g. a dash, a question mark).

Award 0:
If there is any attempt that earns no credit. This could, for example, include the candidate copying all or some of the question, or any working that does not earn any marks, whether crossed out or not.

1.5 **Optional questions**: You must mark all questions attempted by the candidate. Where a question has not been attempted then NR must be entered. (For Question 3 only, after marking the question(s) the candidate has answered, NR is populated automatically when you click on 'Complete'.) Where the candidate attempts more than one of the alternatives in Question 3, RM Assessor will automatically only aggregate the candidate's best result.

© UCLES 2019

Question	Answer	Marks

Question 1

Candidates are required to list 8 items in Spanish. Read all of the items that the candidate has listed and award marks as follows:

(i) Select the most correct items up to a maximum of 5. Award 1 mark for each correct item up to a maximum of 5. Stop ticking once 5 items have been rewarded.

(ii) On Question 1, award marks for items wherever the candidate has written them.

(iii) **If the candidate offers more than one word per line, award a mark for each acceptable item** (e.g. where a candidate has linked two words as in *cepillo de dentífrica* = 1 tick; however *cepillo y dentífrica* (candidate intends this as two items) = 2 ticks).

(iv) The pictures provided on the question paper are only suggestions.

(v) Mark for communication. Tolerate inaccuracies, provided the message is clear. Ignore any definite / indefinite article, possessive adjective, etc. Ignore any verbs.

(vi) If spelling is questionable, start by referring to the detailed mark scheme. Refer to the bullet points below if no decision on the spelling you have encountered is recorded there.
- 'If in doubt, sound it out': if you read what the candidate has written, does it sound like the correct answer?
- Look-alike test: does what the candidate has written look like the correct answer, e.g. one letter missing but no other word created.
- If the first part of the word is correct, small errors in what comes next are less likely to impede communication (unless they suggest another meaning).
- Where letters are transposed, the word is likely to communicate (unless another word has been created).

(vii) Once marking proper starts, if there are five clearly acceptable items, award marks wherever these are in the list. This approach may allow questionable versions to be ignored.

(viii) Refuse all nouns which are repeated and which do not have a separate meaning:
- *pantalones, pantalones cortos*: award one mark to each item
- *pantalones pequeños, pantalones azules*: award one mark for the first *pantalones*

(ix) Reject misspelt words which suggest a word with a quite different meaning. Where nouns are usually plural, accept the singular and vice versa.

© UCLES 2019

Question	Answer	Marks
1	**Vas a comprar comida y bebida para una fiesta. Haz una lista en español de 8 cosas que compras.**	**5**

ACCEPT	ACCEPT	REFUSE
agua		helado
bocadillo		platos vasos etc.
caramelos		
chocolate		
fresas		
fruta		
hamburguesa		burguesa hamburger
pastel		
pizza		
zumo		

Total for Question 1: 5 marks

Question	Answer	Marks
Question 2		
Candidates are required to answer the question. Read the whole answer and award marks as follows:		
• **Communication: award a mark out of 10, according to the instructions in 2.1.** • **Language: award a mark out of 5, according to the instructions in 2.2.**		

Question	Answer	Marks
2	***La televisión*** **2.1: Award a mark out of 10 for Communication** (i) Place the appropriate 'numbered' tick as close as possible to each relevant communication point in the body of the answer. (ii) Award ticks flexibly across the tasks for each piece of relevant information conveyed, up to a maximum of 10. HOWEVER, each of the tasks must be covered to get the 10 communication marks: • If 1 of the tasks is missing, the maximum communication mark is 9. • If 2 of the tasks are missing, the maximum communication mark is 8 (and so on). (iii) Add up the ticks to give a mark out of 10 for Communication. (iv) For COMMUNICATION • **Look for a verb (finite or infinitive) before awarding a mark.** Lists without a verb will not score. • **See Appendix II for rules on how to decide whether a verb is accurate enough** to convey meaning. • **For language other than verbs, use 'rules' in Question 1**: look alike, sound alike, etc. • **Misplaced adjectives, negatives and adverbs will not usually compromise communication.** (v) LISTS = a maximum of 3 marks for communication: lists of 1–3 items = 1 mark; lists of 4 items = 2 marks; lists of 5–6 items = 3 marks • *Ella es alta y delgada y grande y nerviosa.* (1 verb, therefore treat as list of 4 items: place one tick over *'grande'* (third item in list) and another tick over *'nerviosa'* (fourth item in list)) • *Ella es alta. Es delgada. Tiene el pelo moreno*. (3 verbs therefore each piece of information can score a separate communication mark) (vi) Only reward each piece of information once, e.g. *es fantástica* cannot score both as description and reason for liking; *es fantástica y sus clases son fantásticas* can both be rewarded as *fantástica(s)* describes different nouns; *ella me ayuda a hacer mis deberes* and *me ayuda todos los días* can both be rewarded as they each contain a different extra detail (*a hacer mis deberes* and *todos los días)*. (vii) Do not penalise factual errors.	**15**

<table>
<tr><th>Question</th><th>Answer</th><th>Marks</th></tr>
<tr><td>2</td><td>(viii) What the candidate writes may not follow the order of the tasks on the question paper – this is fine.
<table>
<tr><th>Tick</th><th>Accept</th></tr>
<tr><td>✓1</td><td>¿Qué tipo de programas te gusta ver?

REWARD: any statement relating to the sort of programmes that the candidate likes to watch</td></tr>
<tr><td>✓2</td><td>Describe tu programa favorito.

REWARD: any description of the candidate’s favourite show</td></tr>
<tr><td>✓3</td><td>¿Cuándo y con quién ves la televisión?

REWARD: any statement relating to when the candidate watches television

REWARD: any statement relating to with whom the candidate watches television</td></tr>
<tr><td>✓4</td><td>¿Te gustaría conocer a una persona famosa de la televisión? Explica por qué.

REWARD: any statement relating to whether the candidate would like to meet someone famous from television

REWARD: any statement relating to why the candidate would like to meet someone famous from television</td></tr>
</table></td><td></td></tr>
</table>

© UCLES 2019

<table>
<tr><th>Question</th><th>Answer</th><th>Marks</th></tr>
<tr><td>2</td><td>

2.2: Award a mark out of 5 for Language

Award a mark out of 5 for Language*, according to the Grade descriptors in the table below (see *Note on using mark schemes with Grade descriptors* (last page of mark scheme)).

Grade descriptors for Language (Question 2)

<table>
<tr><td>5</td><td>Straightforward vocabulary and structure.
The style of writing is basic, but reasonably coherent.
Use of a limited range of verbs, generally successful.
More accuracy than inaccuracy.</td></tr>
<tr><td>4</td><td>Basic vocabulary and structure.
Some awareness of verb usage, but inconsistent.
The writing is sufficiently accurate for meaning to be conveyed.</td></tr>
<tr><td>3</td><td>Very basic vocabulary and structure.
Little awareness of verb usage (e.g. infinitives regularly used instead of finite verbs).
Despite regular errors, the writing often conveys some meaning.</td></tr>
<tr><td>2</td><td>A few phrases or short sentences are accurate enough to be comprehensible. Very simple sentence structure.</td></tr>
<tr><td>1</td><td>Disjointed words or short phrases, one or two of them accurate enough to be comprehensible.</td></tr>
<tr><td>0</td><td>One or two disjointed words or short phrases may be recognisable.</td></tr>
</table>

*Consider the whole answer when awarding mark for language

Total for Communication: 10 marks
Total for Language: 5 marks
Total for Question 2: 15 marks

</td><td>**15**</td></tr>
</table>

© UCLES 2019

Question	Answer	Marks

Question 3

Candidates answer 1 question from a choice of 3. Read the whole answer and award marks as follows:

- **Communication: award a mark out of 10, according to the instructions in 3.1.**
- **Language: award a mark out of 8 for Verbs, according to the instructions in 3.2.**
  award a mark out of 12 for Other linguistic features, according to the instructions in 3.3.

For question-specific guidance, see later in this mark scheme.

3.1: Award a mark out of 10 for Communication

(i) There are 5 relevant communication points per question, each worth a maximum of 2 marks.

(ii) For each relevant communication point, use the appropriate numbered tick and place up to 2 of these ticks as close as possible to each relevant communication point (in the body of the answer).

2 ticks	Message clearly communicated. Minor errors (adjective endings, use of prepositions etc.) are tolerated.
1 tick	Communication of some meaning is achieved, but the message may be ambiguous or incomplete.
0 ticks	Nothing of worth communicated.

(iii) **Look for a verb (finite or infinitive) before awarding a mark for communication.** See Appendix II for rules on how to decide whether a verb is accurate enough to convey meaning.

(iv) Add up the ticks to give a mark out of 10 for Communication.

© UCLES 2019

Question	Answer	Marks

3.2: Award a mark out of 8 for accurate use of Verbs

When awarding ticks for Verbs, please refer back to the question in order to establish which tense is appropriate for the response. **For question-specific guidance, see later in this mark scheme.**

(i) Place a tick above the **first** occurrence of each correct verb, up to a maximum of 18 ticks (details of how to award ticks are provided below).
(ii) Place the tick so that it does not obscure the accent/tilde.
(iii) Convert the total number of ticks to a mark out of 8 using the Conversion table below.

Conversion table for accurate use of Verbs (Question 3)

Number of ticks	Mark
18+	8
16,17	7
14,15	6
12,13	5
10,11	4
8,9	3
6,7	2
4,5	1
0,1,2,3	0

© UCLES 2019

Question	Answer	Marks

How to award ticks for accurate use of Verbs (Question 3):

(a) Subject (noun or pronoun) + any finite verb

- **both subject and verb must be correct for the verb to score a tick**
- **verb must be in the appropriate tense to score a tick**
- **accents on verbs must be correct in order for a tick to be awarded**
- **do not tick verbs contained in the 'letter etiquette': appropriate beginnings and endings to letters are considered for reward under Other linguistic features.**

Tick	No tick	Note
Yo soy (✓)		
He hecho (✓)		
Los profesores son (✓) amables	Los professores son amables (*no tick*)	incorrect subject means tick cannot be awarded for verb

Use of gerund

Tick	No tick	Note
Estoy escribiendo (✓)		Continuous forms of *estar* and gerund are awarded 1 tick
Llevo (✓) dos años estudiando (✓)		Use of gerund other than in continuous form of verb using *estar* = 2 ticks

© UCLES 2019

Question	Answer	Marks

With direct and indirect object pronouns

Tick	No tick	Note
Juan lo vio (✓)		

Reflexive/passive

Tick	No tick	Note
Él se levanta (✓)	Él levantase (*no tick*)	
Ella se ha cortado (✓)		
La puerta estaba (✓) abierta		
Yo me lavo (✓) las manos	Yo me lavo (*no tick*) el coche	*lavar* should not be used reflexively in this statement

Impersonal verbs such as *gustar*, *quedar*, *faltar*, etc.

Tick	No tick	Note
Me gusta (✓) leer (✓)		
Me gusto *(no tick)* leer (✓)		
Me quedan (✓) diez euros		

Impersonal *se*

Tick	No tick	Note
Se puede (✓)		
Se habla español (✓)		

© UCLES 2019

Question	Answer	Marks

Impersonal

Hay (✓) patatas		
Es (✓) interesante		

With negative

Tick	**No tick**	**Note**
No comen (✓)		

Sequence of tenses

Tick	**No tick**	**Note**
Fui (✓) al cine y me gustó (✓) la película	Fui (✓) al cine y me gustaría *(no tick)* la película	If sequence is incorrect, **both** verbs cannot be rewarded

Single auxiliary with multiple past participles

Sing		
Tick	**No tick**	**Note**
Hemos cantado (✓) y bailado (✓)		Hemos cantado = tick 1; Hemos bailado = tick 2

© UCLES 2019

Question	Answer	Marks

Verb which requires preposition

Tick	No tick	Note
Ayudo (✓) a lavar (✓) el coche		
Ayudo (✓) lavar el coche		preposition is required for *lavar* to be awarded a tick
Ayudo (✓) con lavar el coche		incorrect use of *con* means that *lavar* cannot receive a tick

Verb which requires personal *a*

Tick	No tick	Note
Veo (✓) a mi amigo	Veo *(no tick)* mi amigo	personal *a* is required for *veo* to be awarded a tick

Correct verb within meaningless statement

Tick	No tick	Note
El camino es (✓) largo	El camino es (*no tick*) inteligente	Do not reward correct verb in a meaningless statement

(b) Imperative

Tick	No tick	Note
¡Ven! (✓)		
¡Oiga! (✓)		

© UCLES 2019

Question	Answer	Marks

(c) Interrogative

Tick	No tick	Note
¿Vienes? (✓) / Vienes. (✓)		question mark not required for mark to be awarded
(¿)Vas (✓) a venir(?) (✓)		
(¿)Cómo estás(?) (✓)		

(d) Infinitive

Tick	No tick	Note
Quiero (✓) salir (✓)		
No quiera (*no tick*) salir (✓)		
Quiero (✓) salire (*no tick*)		
Voy a (✓) estudiar (✓)		
Empecé a (✓) llorar (✓)		
Empecé *(no tick)* llorar (✓)		

(e) Participle (past or present)

Tick	No tick	Note
Terminado el programa (✓)		
Siendo estudiante (✓)		

© UCLES 2019

Question	Answer	Marks

(f) Reward only the first occurrence of a verb, e.g.

- Me gusta (✓) la natación. También me gusta (*no tick*) el tenis
- Me gusta (✓) la natación. No me gusta (*no tick*) el tenis

However,

- Yo prefiero (✓) la natación y mi hermano prefiere (✓) el tenis – 2 different persons of the verb
- Mi hermano prefiere (✓) la natación y mi hermana prefiere (*no tick*) el tenis – both third person usage
- Esta tarde mi amigo puede (✓) jugar (✓) al fútbol. En mi ciudad se puede *(no tick)* nadar (✓) – puede is in the third person singular in both sentences, so scores the first time but not the second time

3.3: Award a mark out of 12 for Other linguistic features

(i) Award a mark out of 12 for Other linguistic features, according to the Grade descriptors in the table below (please see Note on using mark schemes with Grade descriptors (Appendix I)).

(ii) Use the highlighter marking tool to highlight the first new use of any correct usage. Use the highlighter marking tool to underline a creditable attempt at a structure. This annotation is intended to help you arrive at an appropriate mark. Therefore, the kinds of things you highlight/underline will vary according to the quality of work, e.g. for a mark of 7/8 to be awarded the assumption is that 'spelling of common words, genders, adjectival agreements and basic prepositions are almost always correct' so annotation will focus on the degree of success with more complex language.

(iii) Consider the extent to which the following are used correctly and appropriately when assessing the candidate's control of structures:

- Subordinate clauses, including porque and que (relative pronouns). Indirect or reported speech (dijo que, creo que). Time clauses with cuando, mientras que etc. and si (= if)
- Object pronouns (me ha dicho; me lo dio) and 'strong' pronouns
- Conjunctions other than *y* and linking words (e.g. sin embargo, por lo tanto, por eso)
- Prepositions – Time, Place etc.
- Negatives
- Adverbs
- Use of por and para
- Adjectives, including possessives and demonstratives. Also comparatives and superlatives
- Expressions of quantity
- Appropriate use of *politesses* in the letter.

© UCLES 2019

Question	Answer	Marks

Grade descriptors for Other linguistic features (Question 3)

11–12	• **Uses a wide range of structures effectively; produces longer, fluent sentences with ease.** • **Highly accurate at this level, though not necessarily faultless.** • **Makes effective use of a wide range of vocabulary fully appropriate to the task.**
9–10	• **Attempts a range of structures with a good degree of success.** • **More complex language usually error-free^^.** • **Uses a variety of relevant vocabulary at this level.**
7–8	• **In control of simple structures. Varied success with more complex structures.** • **Accuracy is fairly consistent throughout*. Errors may occur when more ambitious language is attempted.** • **Has sufficient vocabulary to add some interest to the writing.**
5–6	• **Attempts more than basic structures.** • **On balance, the work is more accurate than inaccurate**. • **Straightforward vocabulary relevant to the task.**
3–4	• **Reliant on basic structures.** • **Some examples of correct language. Meaning usually conveyed.** • **Basic vocabulary**.
1–2	• A few phrases or short sentences are accurate enough to be comprehensible. Very simple sentence structure.
0	• One or two disjointed words or short phrases may be recognisable.

^^subordinate clauses, linking words, object pronouns, comparative adjectives/adverbs, strong negatives usually error free.
*spelling of common words, genders, adjectival agreements and basic prepositions are almost always correct.
Total for Communication: 10 marks
Total for Verbs: 8 marks. Total for Other linguistic features: 12 marks
Total for Question 3: 30 marks

© UCLES 2019

<table>
<tr><th>Question</th><th>Answer</th><th>Marks</th></tr>
<tr><td>3(a)</td><td>

Una obra de teatro en tu colegio. Escribe un e-mail a tu amigo/amiga sobre una obra de teatro en tu colegio.

3.1: Award a mark out of 10 for Communication – see generic guidance above

<table>
<tr><th>Tick</th><th>Accept</th><th>Mark</th></tr>
<tr><td>✓1</td><td>¿De qué trató la obra?
Description of what the play was about. Insist on a past tense.</td><td>2</td></tr>
<tr><td>✓2</td><td>¿Cómo participaste tú?
Description of how the candidate participated / what the candidate did. Insist on a past tense</td><td>2</td></tr>
<tr><td>✓3</td><td>¿Cuál es tu opinión sobre las obras de teatro <u>en tu colegio</u>?
Candidate’s opinion on plays at his/her school</td><td>2</td></tr>
<tr><td>✓4</td><td>¿Cuándo irás al teatro la próxima vez?
Mention of when the candidate will next go to the theatre</td><td>2</td></tr>
<tr><td>✓5</td><td>¿<u>Por qué</u> (no) te gustaría ser actor/actriz en el futuro?
Explanation of why the candidate would (not) like to be an actor in future</td><td>2</td></tr>
</table>

</td><td>**30**</td></tr>
</table>

<table>
<tr><th>Question</th><th>Answer</th><th>Marks</th></tr>
<tr><td>3(a)</td><td>
<table>
<tr><th>Communication point</th><th>For Verbs, accept:</th></tr>
<tr><td>1</td><td>Preterite</td></tr>
<tr><td>2</td><td>Preterite</td></tr>
<tr><td>3</td><td>Present</td></tr>
<tr><td>4</td><td>Present</td></tr>
<tr><td>5</td><td>Conditional / Present</td></tr>
</table>
<u>3.2: Award a mark out of 8 for accurate use of Verbs – see generic guidance above</u>

<u>3.3: Award a mark out of 12 for Other linguistic features – see generic guidance above</u>
</td><td></td></tr>
</table>

<table>
<tr><th>Question</th><th>Answer</th><th>Marks</th></tr>
<tr><td>3(b)</td><td>

La salud. Escribe un artículo sobre este tema.
3.1: Award a mark out of 10 for Communication – see generic guidance above

<table>
<tr><th>Tick</th><th>Accept</th><th>Mark</th></tr>
<tr><td>✓1</td><td>Esta semana, ¿qué deportes has practicado?
Description of the sport(s) that the candidate did this week</td><td>2</td></tr>
<tr><td>✓2</td><td>¿Cómo cuidas de tu salud?
Description of how the candidate takes care of his/her health</td><td>2</td></tr>
<tr><td>✓3</td><td>¿Qué comida sana comiste ayer?
Description of the healthy food that the candidate ate yesterday</td><td>2</td></tr>
<tr><td>✓4</td><td>En tu opinión, ¿cuál es la comida más importante del día?
Mention of which meal is the most important of the day</td><td>2</td></tr>
<tr><td>✓5</td><td>Para los jóvenes, ¿por qué es difícil seguir una dieta sana?
Opinion of why it is difficult for young people to follow a healthy diet</td><td>2</td></tr>
</table>

</td><td>30</td></tr>
</table>

© UCLES 2019

<table>
<tr><th>Question</th><th>Answer</th><th>Marks</th></tr>
<tr><td>3(b)</td><td>
<table>
<tr><th>Communication point</th><th>For Verbs, accept:</th></tr>
<tr><td>1</td><td>Preterite</td></tr>
<tr><td>2</td><td>Present</td></tr>
<tr><td>3</td><td>Preterite</td></tr>
<tr><td>4</td><td>Present</td></tr>
<tr><td>5</td><td>Present</td></tr>
</table>
<u>3.2: Award a mark out of 8 for accurate use of Verbs – see generic guidance above</u>

<u>3.3: Award a mark out of 12 for Other linguistic features – see generic guidance above</u>
</td><td></td></tr>
</table>

© UCLES 2019

<table>
<tr><th>Question</th><th>Answer</th><th>Marks</th></tr>
<tr><td>3(c)</td><td>

"Estaba en la playa cuando de repente algo me golpeó…"

3.1: Award a mark out of 10 for Communication – see generic guidance above

<table>
<tr><th>Tick</th><th>Accept</th><th>Mark</th></tr>
<tr><td>✓1</td><td>¿Qué estabas haciendo en la playa?
Description of what the candidate was doing on the beach</td><td>2</td></tr>
<tr><td>✓2</td><td>Describe lo que pasó.
Description of what happened</td><td>2</td></tr>
<tr><td>✓3</td><td>¿Cómo te sentiste en ese momento?
Description of how the candidate felt at that moment</td><td>2</td></tr>
<tr><td>✓4</td><td>Explica por qué.
Explanation of why the candidate felt like that</td><td>2</td></tr>
<tr><td>✓5</td><td>¿Cómo reaccionó la gente en la playa?
Description of how the people on the beach reacted</td><td>2</td></tr>
</table>

</td><td>30</td></tr>
</table>

<table>
<tr><th>Question</th><th>Answer</th><th>Marks</th></tr>
<tr><td>3(c)</td><td>
<table>
<tr><th>Communication point</th><th>For Verbs, accept:</th></tr>
<tr><td>1</td><td>Imperfect</td></tr>
<tr><td>2</td><td>Preterite</td></tr>
<tr><td>3</td><td>Preterite</td></tr>
<tr><td>4</td><td>Present</td></tr>
<tr><td>5</td><td>Preterite</td></tr>
</table>
<u>3.2: Award a mark out of 8 for accurate use of Verbs – see generic guidance above</u>

<u>3.3: Award a mark out of 12 for Other linguistic features – see generic guidance above</u>
</td><td></td></tr>
</table>

Appendix I

Note on using mark schemes with Grade descriptors

It is important that you award marks positively. In order to ensure that you reward achievement rather than penalise failure or omissions, you should start at the bottom of the mark scheme and work upwards through the descriptors when awarding marks.

You should adopt a 'best fit' approach. You must select the set of descriptors provided in the mark scheme that most closely describes the quality of the work being marked. As you work upwards through the mark scheme, you will eventually arrive at a set of descriptors that fits the candidate's performance. When you reach this point, you should always then check the descriptors in the band above to confirm whether or not there is just enough evidence to award a mark in the higher band.

For example, when marking **Question 3** you may find that a candidate uses a variety of relevant vocabulary but has varied success with more complex structures. In such cases, you will need to award a mark that takes into account both the strengths and weaknesses of the piece of work.

To select the most appropriate mark within each set of descriptors, use the following guidance:

- If most of the descriptors fit the piece (and after you have considered the band above), award the top mark in the band.
- If there is just enough evidence (and you had perhaps been considering the band below), award the lowest mark in the band.

Note on irrelevant material in Question 3

In the case of an answer which is completely irrelevant to the chosen question (**3(a)** or **3(b)** or **3(c)**), a mark of 0 is given for Communication and for Language.

In cases where the chosen question was clearly attempted but communication of the set tasks was not achieved (e.g. due to inadequate language control), a score of 0 is given for Communication. Language marks (for Verbs and Other Linguistic Features) are based on any phrases that do communicate meaning.

Irrelevant material that has been included in an otherwise relevant answer does not score for Communication or for Verbs. Communication marks and Verb marks are awarded for the relevant parts of the answer only. The mark for Other Linguistic Features is based on the whole answer.

© UCLES 2019

Appendix II: Communication – Rules on how to decide whether a verb is accurate enough to convey meaning

Communication

- an attempt at a verb is required for any communication mark to be awarded
- for **QUESTION 2**, candidates score 1 or 0 marks for each piece of relevant information they communicate. For a sentence/phrase to be considered for the award of a mark for communication, the verb must meet or go beyond the criteria outlined in B
- for **QUESTION 3**, candidates score 2, 1 or 0 marks for communicating each task. For the criteria the verb must fulfil in order for a sentence/phrase to be considered for the award of 2 marks for communication, see A below. For the criteria the verb must fulfil for a sentence/phrase to be considered for the award of 1 mark for communication, see B below.
- where a verb fits the criteria for C, the mark for communication is 0
- although some allowances are made for faulty verbs when awarding COMMUNICATION marks (see below); in order for a verb to score a LANGUAGE tick, it must be correct
- 'ticks' for communication are to be placed just above the end of the qualifying sentence/phrase

A <u>QUESTION 3 ONLY</u>: Where <u>THE VERB IS APPROPRIATE IN THE MEANING IT CONVEYS AND THE TIME FRAME IS APPROPRIATE</u>, 2 communication marks are awarded in the following cases.

(i)	**For 2 communication marks: accept a Present where a Future context is apparent**	
	El año que viene voy a España = 2 for communication (but see also B (i) for further information)	(*voy* receives a tick for verb)
(ii)	**For 2 communication marks: accept the use of a Future when a Conditional would be correct and vice versa**	

(iii)	**For 2 communication marks: accept a 'phonetic version' of the correct time frame**	
	He passado las vacaciones = 2 for communication *E pasado las vacaciones* = 2 for communication *Mi madre necessita mi ayuda* = 2 for communication *Nececito ir a la tienda* = 2 for communication *He apprendido mucho* = 2 for communication *Mi tía tienne un club* = 2 for communication *He organisado una fiesta* = 2 for communication *Boy a ir al centro* = 2 for communication	(*Empezó a juego* = 1 for communication – *juego* is not phonetic) *Yo quierro jugar al fútbol* = 0 for communication (doublé 'r' is not a phonetic rendering of single 'r') *Yo prefiero llavar los platos* = 0 for communication (double 'll' is not a phonetic rendering of single 'l')
(iv)	**For 2 communication marks: accept the use of any past tense when a past is required, even when a different past tense would be grammatically correct or appropriate**	
	Allow Perfect, Imperfect, Pluperfect or Preterite. Ignore inconsistency in the use of the Imperfect and Preterite if it occurs.	
(v)	**Errors of accent: award 2 communication marks (eg *estuve alli* = 2, *tambien fue* = 2, *es fantastico* = 2), <u>except</u> in the following cases**	
	For 2 communication marks, **insist** on the accent on verbs which require it	*Yo comi* = 1 for communication (as an attempted preterite tense) *Esperabamos* = 1 for communication (as an attempted imperfect tense)
	For 2 communication marks, tolerate a grave accent for an acute accent	*Yo comì* = 2 for communication

© UCLES 2019

(vi)	**In complex sentences, reward communication based on the verb in the subordinate clause and reward according to the normal rules (it is the information in the subordinate clause which fulfils the task)**	
	Mi amigo dijo que tenía dolor de cabeza = 2 for communication (in addition both verbs can receive a tick) *Mi amigo dice* (wrong tense) *que tenía dolor de cabeza* = 2 for communication (in addition second verb can receive a tick)	However, *Mi amigo dijo que tiene dolor de cabeza* = 1 for communication (see B (vii)) (in addition first verb can receive a tick) *Mi amigo dijo que él dolor de cabeza* = 0 for communication (no verb in subordinate clause) (first verb can receive a tick)
	Creía que estaba enfermo = 2 for communicataion (in addition both verbs receive a tick)	However: *Creía que llueve* = 1 for communication (see B (vii)) *Creía que tenía enfermo* = 0 for communication (see B (vii)) (In addition, in both cases, first verb can receive a tick)
(vii)	**Use of a verb in the indicative where a subjunctive would be expected: award 2 communication marks**	
	No creo que haya muchas personas allí = 2 for communication (plus both verbs receive a tick) *No creo que hay muchas personas allí* = 2 for communication (plus first verb receives a tick)	

© UCLES 2019

B <u>QUESTIONS 2 AND 3</u>: Where <u>THE VERB IS APPROPRIATE IN THE MEANING IT CONVEYS</u> but is flawed in the following ways, the message is partially conveyed, and 1 communication mark will be awarded.

(i)	**The candidate has produced a correct spelling of an <u>inappropriate</u> form/part/tense of an <u>appropriate</u> verb: award 1 communication mark**	
	He vender el libro = 1 for communication *La gente están contenta* = 1 for communication *Yo trabaje durante las vacaciones* = 1 for communication *Yo voy pasaré* = 1 for communication	No ticks are scored for these verbs
	Task: what do you want to eat for lunch? **Candidate writes:** *Quiero comeré la fruta* = 1 for communication	*Quiero* = tick for verb
	Task: what will you do next year? **Candidate writes:** *El año <u>pasado</u> voy a España* = 1 for communication *El año <u>pasado</u> voy a viajar en España* = 1 for communication *El año <u>que viene</u> yo iba a España* = 1 for communication *El año que viene me gusto jugar al tenis* = 1 for communication	…*voy a*… verb is not rewarded as there is no future context (eg *El año que viene*…) <u>and</u> there is discordance/confusion between the verb and the time indicator that the candidate has used *…voy a viajar…* scores 2 ticks for verbs (*voy a*, *viajar*) as the task requires a future and, despite the use of *pasado*, there is no doubt about the tense of the verb and the tense of the verb agrees with the tense that is required *…iba…* verb does not receive a tick *…me gusto…* verb does not receive a tick
	El año que viene yo vaya al centro = 1 for communication (*ir* is an appropriate verb, *vaya* is a form of the verb *ir* (subjunctive))	*El año que viene yo vaye al centro* = 0 for communication (*vaye* is not any part of the verb *ir*)

(ii)	**The candidate has produced a <u>phonetic</u> spelling of an <u>inappropriate</u> form/part/tense of an <u>appropriate</u> verb: award 1 communication mark**	
	Task: what did you enjoy doing on holiday? **Candidate writes:** *Me gustta el tenis* = 1 for communication (phonetic version of the incorrect tense (*me gusta*) of an appropriate verb)	*Me gutsa (el tenis) (gutsa* is not any form/part/tense (nor a phonetic version thereof) of the verb *gusta)*
	Task: what happened at school today? **Candidate writes:** *Apprendo mucho* = 1 for communication (phonetic version of an incorrect part/tense (*aprendo*) of an appropriate verb)	*Apriendo mucho* = 0 for communication (*apriendo* is not any form/part/tense (nor a phonetic version thereof) of the verb *aprender*)
(iii)	**Use of *ser* when *estar* would be correct and vice versa: award 1 communication mark**	
	Soy en acuerdo con el proyecto = 1 *Soy esperando tu carta* = 1 *Era con su hijo* = 1 *Mis hermanas son en la casa* = 1 *Estaba una experiencia maravillosa* = 1 *Estoy un buen estudiante* = 1 *Tu carta está interesante* = 1 *Estará una buena idea* = 1	
(iv)	**Mis-use of *haber, hacer*, *tener* and *ser/estar* in idiomatic phrases/simple descriptions: award 1 communication mark**	
	Era/Estaba miedo = 1 *Era/Estaba sed* = 1 *Era/Estaba hambre* = 1 *Era/Estaba cinco años* = 1 *Estaba muy frío en mi casa* = 1 ¿Está playas cerca de tu ciudad? = 1	(no tick for verb) (no tick for verb) (no tick for verb) (no tick for verb) (no tick for verb) (no tick for verb) **However:** *Ella es el pelo negro* = 0 *Tenía cansado* = 0 *Tenía enfermo* = 0

© UCLES 2019

(v)	**The following commonly seen inappropriate usages: award 1 communication mark**	
	Accept for 1 mark *Miré un accidente* for *Vi un accidente* *Yo gusta la música* for *Me gusta la música* *Escuché un ruido* for *Oí un ruido* *En Madrid hay calor* for *En Madrid hace calor*	**Refuse** *Tenía un tiempo muy bueno* for *Lo pasé bien* *He mirado para mi chaqueta* for *He buscado mi chaqueta*
(vi)	**The following commonly seen mis-usages: award 1 communication mark**	
	Me gusto mi casa *Me prefiero los gatos* *Me vivo en el centro* *Me llamo es (Ana)*	*Me llama es (Ana)* = 0 as nothing of worth is communicated *Me llama (Ana)* when the candidate is trying to give his/her own name = 0
(vii)	**In complex sentences, consider the verb in the subordinate clause when awarding the mark for communication and reward according to the normal rules** (see also A (vi))	
	Mi amigo dijo que tiene dolor de cabeza = 1 for communication	The subordinate clause, *tiene dolor de cabeza,* contains an appropriate verb in the wrong time frame which is awarded 1 communication mark (in addition, first verb receives a tick)
	Creía que llueve = 1 for communication	The subordinate clause, *que llueve,* contains an appropriate verb in the wrong time frame which is awarded 1 communication mark according to the usual rules) (in addition, first verb receives a tick)

© UCLES 2019

C <u>QUESTIONS 2 AND 3</u>: Award 0 communication marks in the following cases.

(i)	**No attempt at a (real) verb = 0 for communication**	
	yo pie al instituto = 0 for communication *yo caminata mi perro* = 0 for communication *llove* = 0 for communication *yo prefier ir al colegio* = 0 for communication	
(ii)	**The verb attempted delivers a message different from the desired one = 0 for communication**	
	mi padre tiene profesor for *mi padre es profesor* = 0 for communication *llora* for *llueve* = 0 for communication	
(iii)	**The attempt at the verb is not a part/form of an appropriate verb or a phonetic rendition thereof = 0 for communication**	
	El año que viene yo viajer en el centro = 0 for communication (*viajer* is not any part of the verb *viajar*) *Yo buscé mis gafas* = 0 for communication (*buscé* is not any part of the verb *buscar*) *Me gutsa (el tenis)* = 0 for Communication (*gutsa* is not any part of the verb *gustar*)	

© UCLES 2019

Cambridge Assessment International Education
Cambridge International General Certificate of Secondary Education

CANDIDATE NAME									
CENTRE NUMBER						CANDIDATE NUMBER			

9024557997

SPANISH **0530/11**

Paper 1 Listening **May/June 2019**

Approx. 45 minutes

Candidates answer on the Question Paper.

No Additional Materials are required.

READ THESE INSTRUCTIONS FIRST

Write your centre number, candidate number and name in the spaces at the top of this page.
Write in dark blue or black pen.
Do not use staples, paper clips, glue or correction fluid.
DO **NOT** WRITE IN ANY BARCODES.

Answer **all** questions.

The number of marks is given in brackets [ ] at the end of each question or part question.

This syllabus is regulated for use in England, Wales and Northern Ireland as a Cambridge International Level 1/Level 2 Certificate.

This document consists of **11** printed pages and **1** blank page.

DC (RW/CB) 161792/2
© UCLES 2019

Cambridge Assessment International Education

[Turn over

Need a home tutor? Visit smiletutor.sg

BLANK PAGE

Need a home tutor? Visit smiletutor.sg

© UCLES 2019

Sección 1

Ejercicio 1 Preguntas 1–8

En esta sección del examen vas a oír una serie de observaciones o diálogos cortos que podrías oír en países donde se habla español.

Para cada pregunta indica tu respuesta escribiendo una X en la casilla correcta.

Vas a oír cada observación o diálogo dos veces.

Vas a visitar a una amiga española.

1 Tu amiga dice:

¿Qué número es la casa de tu amiga?

A	
B	
C	
D	

A 5

B 15

C 50

D 55

[1]

2 Tu amiga te dice:

¿A quién te presenta?

A	
B	
C	
D	

A



B



C



D



[1]

Need a home tutor? Visit smiletutor.sg

© UCLES 2019

[Turn over

3 Más tarde, tu amiga dice:

¿Qué tiene que hacer tu amiga?

A	
B	
C	
D	



[1]

4 Cuando entras, tu amiga te dice:

¿Qué le pasa a tu amiga?

A	
B	
C	
D	

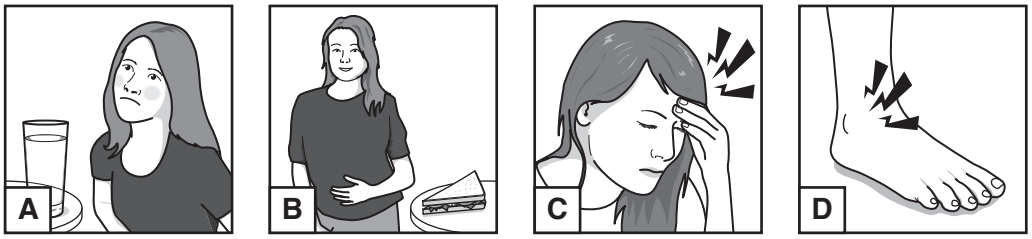

[1]

5 Tu amiga te pregunta:

¿Adónde quiere ir tu amiga?

A	
B	
C	
D	



[1]

Need a home tutor? Visit smiletutor.sg

6 Tu amiga te dice:

¿Qué te da tu amiga?

A	
B	
C	
D	

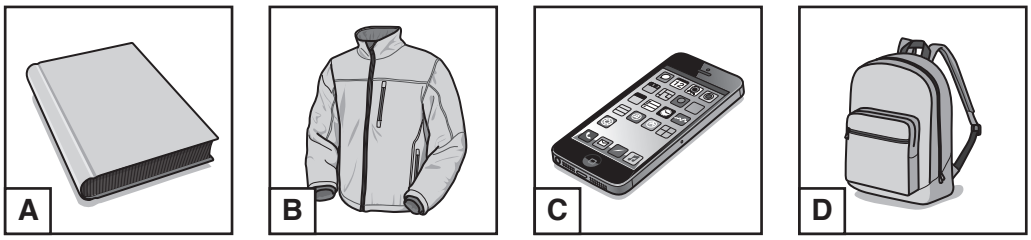

[1]

7 Al salir, tu amiga dice:

¿Qué tiempo hace?

A	
B	
C	
D	

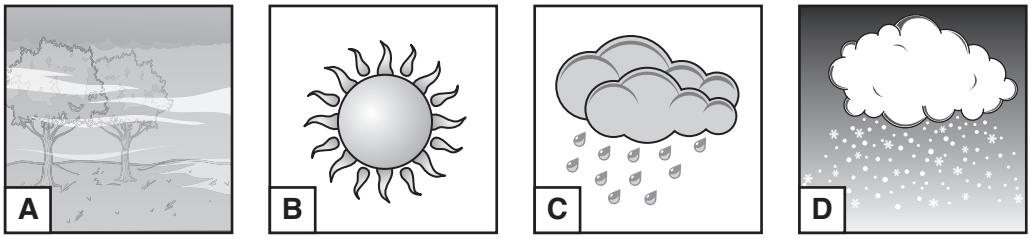

[1]

8 Más tarde, tu amiga sugiere:

¿Cómo sugiere tu amiga volver?

A	
B	
C	
D	

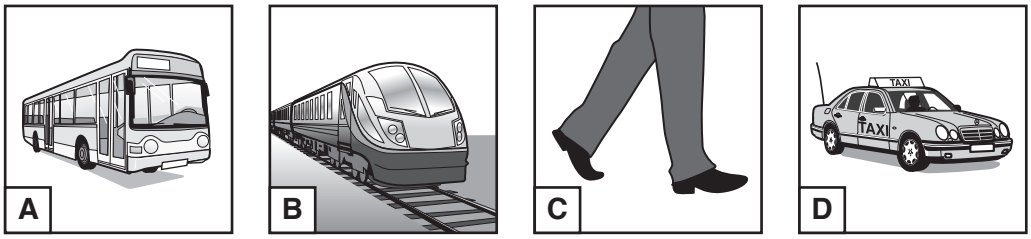

[1]

[Total: 8]

Need a home tutor? Visit smiletutor.sg

Ejercicio 2 Preguntas 9–15

Vas a oír un anuncio de bienvenida de un zoológico en Argentina.

Escúchalo con atención y completa la ficha **en español**. Habrá una pausa durante el anuncio.

Vas a oír el anuncio dos veces, pero antes tienes unos segundos para leer las preguntas.

Zoológico Nacional de Argentina

9 El zoológico cierra a las ..... de la tarde. [1]

10 En el zoológico, es gratuito: *(indica **1** respuesta)*


A

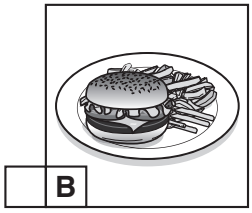
B

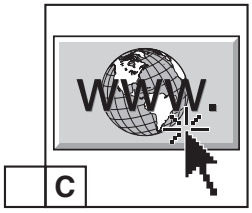

C

[1]

11 En la oficina de información se puede comprar: *(indica **1** respuesta)*

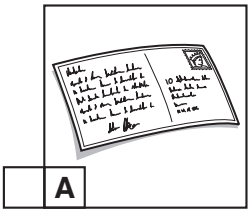
A

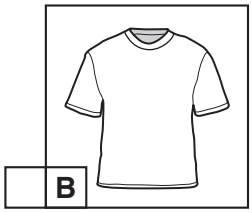
B

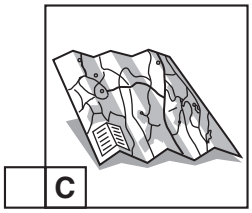
C

[1]

12 Al lado de la oficina de información se puede: *(indica **1** respuesta)*


A


B


C

[1]

[PAUSA]

Need a home tutor? Visit smiletutor.sg

© UCLES 2019

13 Al mediodía hay un espectáculo para niños con: *(indica **1** respuesta)*


A


B

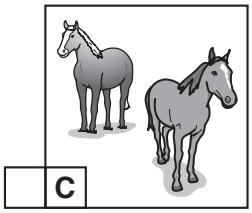
C

[1]

14 Por la tarde hay una charla sobre animales de ..... . [1]

15 Cerca del zoológico hay: *(indica **1** respuesta)*

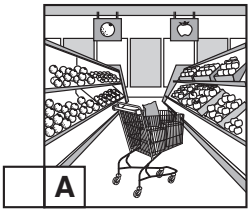
A


B


C

[1]

[Total: 7]

Need a home tutor? Visit smiletutor.sg

Sección 2

Ejercicio 1 Pregunta 16

Vas a oír la opinión de cuatro jóvenes sobre su familia. Escucha lo que dicen con atención y escribe una X en la casilla si la afirmación es **Verdad**.

Hay que marcar **solo 6** casillas (XXXXXX).

Vas a oír lo que dicen dos veces, pero antes tienes unos segundos para leer las afirmaciones.

Carlos	**VERDAD**
(a) Carlos y su hermano son muy amigos.	☐
(b) Carlos y su hermano se parecen.	☐
(c) Carlos querría pasar más tiempo solo.	☐
Laura	
(d) Laura y su abuelo pescan juntos los domingos.	☐
(e) El abuelo de Laura hace ejercicio diariamente.	☐
(f) El abuelo de Laura es muy serio.	☐
Pedro	
(g) El padre de Pedro es muy nervioso.	☐
(h) Pedro y su padre hablan poco.	☐
(i) El padre de Pedro aconseja bien a Pedro.	☐
Lucila	
(j) La madre de Lucila trabaja con enfermos.	☐
(k) Cuando Lucila era pequeña, su abuela la cuidaba.	☐
(l) Lucila y su madre van de compras juntas.	☐

[Total: 6]

Need a home tutor? Visit smiletutor.sg

© UCLES 2019

Ejercicio 2 Preguntas 17–25

Vas a oír una entrevista con Antonio Lorenzo, un joven profesor que acaba de participar en un proyecto para mejorar el parque de su pueblo. Escúchala con atención y contesta a las preguntas. Habrá una pausa durante la entrevista.

Primera parte: Preguntas 17 a 21. En cada frase hay algo que no corresponde a lo que se dice en la entrevista. Escucha la entrevista y escribe la palabra correcta **en español**.

Vas a oír la primera parte de la entrevista dos veces, pero antes tienes unos segundos para leer las preguntas 17 a 21.

17 El grupo de Antonio quería más ***~~bancos~~*** en el parque. .....[1]

18 ***~~Muchos~~*** alumnos querían arreglar el parque. .....[1]

19 Según los niños, el parque estaba muy ***~~sucio~~***. .....[1]

20 Un niño sugirió ***~~comprar~~*** una planta para el parque. .....[1]

21 A los niños la idea les pareció ***~~complicada~~***. .....[1]

[PAUSA]

Segunda parte: Preguntas 22 a 25. Vas a oír la segunda parte de la entrevista dos veces. Escúchala y contesta a las preguntas **en español**. Tienes unos segundos para leer las preguntas.

22 ¿Qué organizó el grupo para compartir la información de la encuesta?

.....[1]

23 ¿Cuánto tiempo tardaron en decidir qué hacer?

.....[1]

24 ¿Qué hicieron los padres para ayudar el lunes?

.....[1]

25 ¿En qué lugar del colegio quedó el grupo el sábado?

.....[1]

[Total: 9]

Need a home tutor? Visit smiletutor.sg

Sección 3



Ejercicio 1 Preguntas 26–31

Vas a oír una entrevista con Mario Peralta, un bombero que nos habla de su trabajo.

Escúchala con atención y contesta a las preguntas escribiendo una X en la casilla correcta.

Habrá una pausa durante la entrevista.

Vas a oír la entrevista dos veces, pero antes tienes unos segundos para leer las preguntas.

26 Cuando Mario se hizo bombero,…

A		tuvo que hacer mucho ejercicio.
B		nunca había trabajado antes.
C		pasó los primeros meses en otro país.
D		tenía un problema de salud. [1]

27 La madre de Mario pensaba que el trabajo de Mario…

A		era muy peligroso.
B		era ideal para él.
C		estaba mal pagado.
D		estaba muy lejos de casa. [1]

28 En el incendio de Figueroa…

A		participaron 200 bomberos.
B		se quedaron sin agua.
C		murió una persona.
D		se quemó un camping. [1]

[PAUSA]

Need a home tutor? Visit smiletutor.sg

29 Según Mario, los bomberos…

A	☐	necesitan apoyar más a sus compañeros.
B	☐	deberían trabajar menos horas.
C	☐	deberían ganar más dinero.
D	☐	necesitan más camiones de bomberos. [1]

30 Según Mario, los mejores bomberos son los que…

A	☐	aman su profesión.
B	☐	se mantienen en mejor forma.
C	☐	son más jóvenes.
D	☐	quieren aprender más. [1]

31 En cinco años Mario y su mujer…

A	☐	van a comprar una casa nueva.
B	☐	se mudarán a la sierra.
C	☐	van a vivir en la ciudad.
D	☐	vivirán en casa de su hijo. [1]

[Total: 6]

Need a home tutor? Visit smiletutor.sg

Ejercicio 2 Preguntas 32–40

Vas a oír una entrevista con Lola Pineda, una periodista que ha viajado por el mundo para hacer un programa de televisión.

Escúchala con atención y contesta a las preguntas **en español**.

Habrá dos pausas durante la entrevista.

Vas a oír la entrevista dos veces, pero antes tienes unos segundos para leer las preguntas.

32 ¿Qué ha llevado Lola con ella?

.....[1]

33 ¿Cómo pagó los gastos del viaje Lola?

.....[1]

34 ¿Por qué fue difícil para Lola dejar su antiguo empleo?

.....[1]

[PAUSA]

35 ¿Cómo describe Lola a la mayor parte de la gente?

.....[1]

36 ¿En qué parte de Buenos Aires se le cayó el monedero?

.....[1]

37 ¿A quién recordará siempre Lola?

.....[1]

[PAUSA]

38 ¿Por qué todavía **no** está terminado el programa de televisión de Lola?

.....[1]

39 ¿Cómo se siente Lola en este momento?

.....[1]

40 Según Lola, ¿qué es lo mejor de la comida en Perú?

.....[1]

[Total: 9]

Permission to reproduce items where third-party owned material protected by copyright is included has been sought and cleared where possible. Every reasonable effort has been made by the publisher (UCLES) to trace copyright holders, but if any items requiring clearance have unwittingly been included, the publisher will be pleased to make amends at the earliest possible opportunity.

To avoid the issue of disclosure of answer-related information to candidates, all copyright acknowledgements are reproduced online in the Cambridge Assessment International Education Copyright Acknowledgements Booklet. This is produced for each series of examinations and is freely available to download at www.cambridgeinternational.org after the live examination series.

Cambridge Assessment International Education is part of the Cambridge Assessment Group. Cambridge Assessment is the brand name of the University of Cambridge Local Examinations Syndicate (UCLES), which itself is a department of the University of Cambridge.

Need a home tutor? Visit smiletutor.sg

Cambridge Assessment International Education
Cambridge International General Certificate of Secondary Education

CANDIDATE NAME									
CENTRE NUMBER						CANDIDATE NUMBER				

8173327584

SPANISH **0530/12**

Paper 1 Listening **May/June 2019**

Approx. 45 minutes

Candidates answer on the Question Paper.

No Additional Materials are required.

READ THESE INSTRUCTIONS FIRST

Write your centre number, candidate number and name in the spaces at the top of this page.
Write in dark blue or black pen.
Do not use staples, paper clips, glue or correction fluid.
DO **NOT** WRITE IN ANY BARCODES.

Answer **all** questions.

The number of marks is given in brackets [ ] at the end of each question or part question.

This syllabus is regulated for use in England, Wales and Northern Ireland as a Cambridge International Level 1/Level 2 Certificate.

This document consists of **11** printed pages and **1** blank page.

DC (RW/CB) 161793/3
© UCLES 2019

Cambridge Assessment International Education

[Turn over

Need a home tutor? Visit smiletutor.sg

BLANK PAGE

Need a home tutor? Visit smiletutor.sg

© UCLES 2019

Sección 1

Ejercicio 1 Preguntas 1–8

En esta sección del examen vas a oír una serie de observaciones o diálogos cortos que podrías oír en países donde se habla español.

Para cada pregunta indica tu respuesta escribiendo una X en la casilla correcta.

Vas a oír cada observación o diálogo dos veces.

Tu amiga española prepara una fiesta en casa.

1 Tu amiga dice:

¿Cuándo será la fiesta?

A	
B	
C	
D	



[1]

2 Tu amiga dice:

¿Qué tipo de pastel quiere tu amiga?

A	
B	
C	
D	

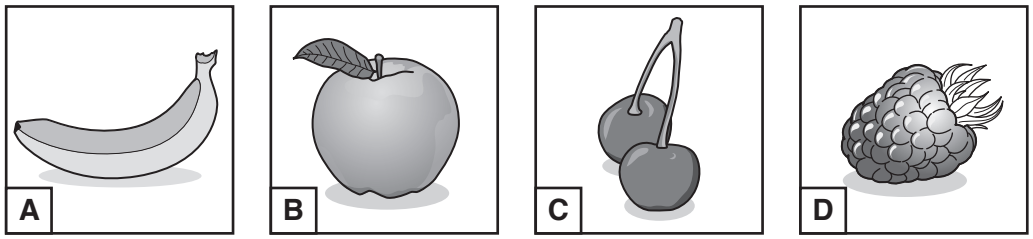

[1]

Need a home tutor? Visit smiletutor.sg

3 La madre de tu amiga dice:

¿Dónde vais a poner la comida?

A	
B	
C	
D	



[1]

4 El hermano de tu amiga dice:

¿Qué comida sugiere el hermano de tu amiga?

A	
B	
C	
D	



[1]

5 Tu amiga dice:

¿Cuál es el primo de tu amiga?

A	
B	
C	
D	



[1]

Need a home tutor? Visit smiletutor.sg

© UCLES 2019

6 El hermano de tu amiga dice:

¿Qué va a hacer el hermano de tu amiga?

A	
B	
C	
D	

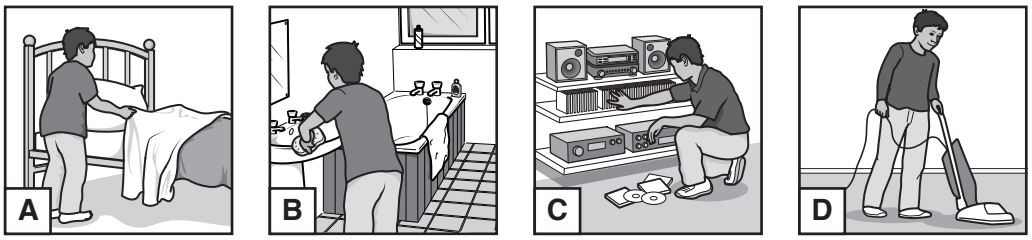

[1]

7 Tu amiga dice:

¿Qué va a llevar tu amiga?

A	
B	
C	
D	

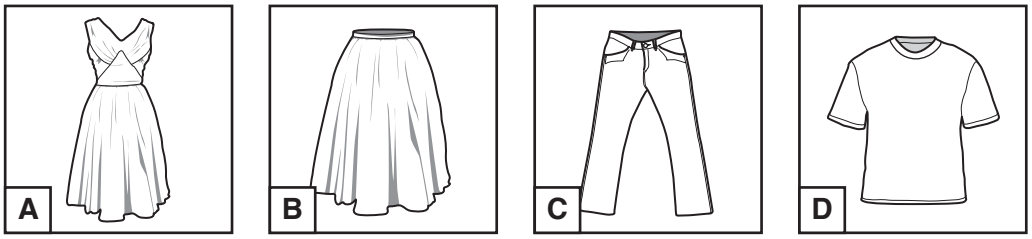

[1]

8 La madre de tu amiga dice:

¿Qué tiene que comprar la madre de tu amiga?

A	
B	
C	
D	

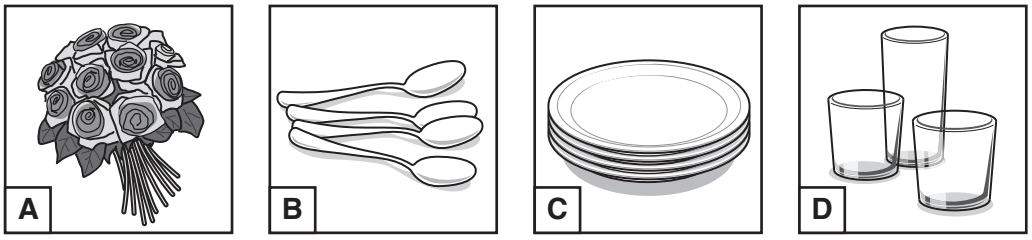

[1]

[Total: 8]

Need a home tutor? Visit smiletutor.sg

Ejercicio 2 Preguntas 9–15

Vas a oír información sobre un camping.

Escúchala con atención y completa la ficha **en español**. Habrá una pausa durante lo que se dice.

Vas a oír la información dos veces, pero antes tienes unos segundos para leer las preguntas.

Camping *Las Rosas*

9 Para el almuerzo, la recepción cierra a la: *(indica **1** respuesta)*

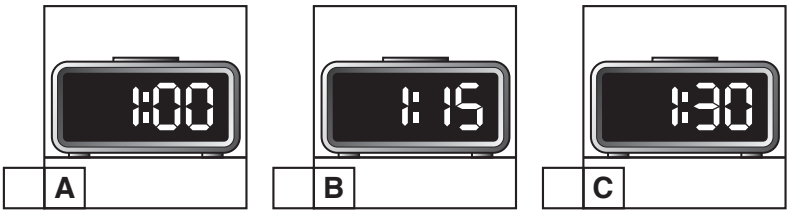

[1]

10 Lugar donde **no** se permite poner la tienda: *(indica **1** respuesta)*

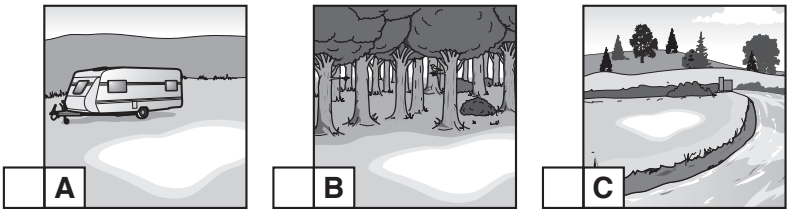

[1]

11 Sitio recomendado para las compras: *(indica **1** respuesta)*

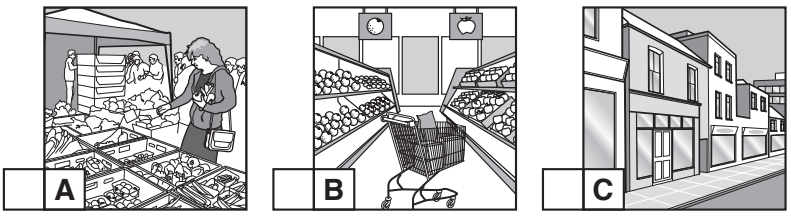

[1]

[PAUSA]

Need a home tutor? Visit smiletutor.sg

© UCLES 2019

12 ¿Cómo es mejor ir a la playa? *(indica **1** respuesta)*



[1]

13 Hay un camión que vende: *(indica **1** respuesta)*



[1]

14 Precio por noche: ..... euros [1]

15 Hay un suplemento para: *(indica **1** respuesta)*

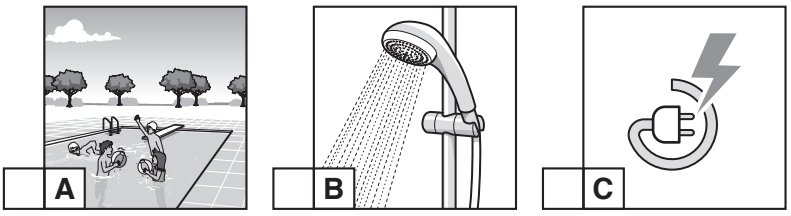

[1]

[Total: 7]

Need a home tutor? Visit smiletutor.sg

Sección 2

Ejercicio 1 Pregunta 16

Vas a oír la opinión de cuatro jóvenes sobre jardines y parques. Escucha lo que dicen con atención y escribe una X en la casilla si la afirmación es **Verdad**.

Hay que marcar **solo 6** casillas (XXXXXX).

Vas a oír lo que dicen dos veces, pero antes tienes unos segundos para leer las afirmaciones.

	VERDAD
Martín	
(a) Los abuelos de Martín tienen animales en un campo.	☐
(b) El abuelo de Martín cultiva flores muy bonitas.	☐
(c) La familia de Martín lleva comida cuando regresa a casa.	☐
Paloma	
(d) La madre de Paloma cuida el jardín.	☐
(e) En verano, Paloma toma el sol en el jardín.	☐
(f) La familia de Paloma se va a mudar de casa pronto.	☐
Benjamín	
(g) Benjamín juega al fútbol en el jardín de su casa.	☐
(h) A la familia de Benjamín le gusta comer en el jardín.	☐
(i) Benjamín nunca come salchichas.	☐
Alba	
(j) La familia de Alba tiene plantas en el balcón.	☐
(k) Cuesta poco jugar al tenis en el parque.	☐
(l) Alba piensa que vivir cerca del parque es mejor que tener un jardín.	☐

[Total: 6]

Need a home tutor? Visit smiletutor.sg

© UCLES 2019

Ejercicio 2 Preguntas 17–25

Vas a oír una entrevista con Laura, una chica mexicana que organizó un servicio de cuidado de niños en su barrio. Escúchala con atención y contesta a las preguntas. Habrá una pausa durante la entrevista.

Primera parte: Preguntas 17 a 21. En cada frase hay algo que no corresponde a lo que se dice en la entrevista. Escucha la entrevista y escribe la palabra correcta **en español**.

Vas a oír la primera parte de la entrevista dos veces, pero antes tienes unos segundos para leer las preguntas 17 a 21.

17 Las chicas querían ahorrar dinero ~~***fácilmente***~~. .....[1]

18 A veces los padres no pueden ~~***enseñar***~~ a sus niños después del colegio. .....[1]

19 Se pueden ganar 160 pesos por ~~***día***~~. .....[1]

20 En el jardín, los niños pueden divertirse con un ~~***juguete***~~. .....[1]

21 Para comer, Laura prepara un plato ~~***caliente***~~. .....[1]

[PAUSA]

Segunda parte: Preguntas 22 a 25. Vas a oír la segunda parte de la entrevista dos veces. Escúchala y contesta a las preguntas **en español**. Tienes unos segundos para leer las preguntas.

22 ¿Dónde puso Laura un anuncio?

.....[1]

23 ¿Cómo se sienten los niños si ven mucho la televisión?

.....[1]

24 ¿Qué le dieron unos clientes a Laura?

.....[1]

25 Cuando sea mayor, ¿a quién tendrá que cuidar el chico?

.....[1]

[Total: 9]

Need a home tutor? Visit smiletutor.sg

Sección 3

Ejercicio 1 Preguntas 26–31

Vas a oír una entrevista con Remedios Bernat, una española que hizo un viaje increíble.

Escúchala con atención y contesta a las preguntas escribiendo una X en la casilla correcta.

Habrá una pausa durante la entrevista.

Vas a oír la entrevista dos veces, pero antes tienes unos segundos para leer las preguntas.

26 Remedios hizo el viaje…

A		acompañada de unos buenos amigos.
B		antes que nadie de su nacionalidad.
C		porque quería usar su nuevo pasaporte.
D		para prepararse para la universidad. [1]

27 ¿Cómo consiguió Remedios pagar el viaje?

A		Recibió dinero de ciertas empresas.
B		Trabajó para una agencia de viajes.
C		Evitó alojarse en hoteles caros.
D		Dio clases de ciencias por la tarde. [1]

28 Durante el viaje, Remedios…

A		estudió la polución del aire.
B		se reunió con miembros de gobiernos.
C		cambió de opinión sobre los estudiantes.
D		compró recuerdos para su familia. [1]

[PAUSA]

Need a home tutor? Visit smiletutor.sg

29 A Remedios le sorprendió…

A	☐	el daño causado a los árboles del mundo.
B	☐	lo malos que eran los transportes públicos.
C	☐	la reacción de ciertos lectores de su blog.
D	☐	lo esencial que es el Internet en los viajes. [1]

30 En cada país que visitó, Remedios…

A	☐	vio todos los monumentos principales.
B	☐	habló seriamente con una persona.
C	☐	recibió regalos de los habitantes.
D	☐	se hizo fotografiar por lo menos una vez. [1]

31 En el futuro, Remedios va a trabajar…

A	☐	como profesora en la universidad.
B	☐	dirigiendo películas.
C	☐	en su antiguo trabajo.
D	☐	protegiendo el medio ambiente. [1]

[Total: 6]

Need a home tutor? Visit smiletutor.sg

Ejercicio 2 Preguntas 32–40



Vas a oír una entrevista con Miguel, un jugador de baloncesto en silla de ruedas.

Escúchala con atención y contesta a las preguntas **en español**.

Habrá dos pausas durante la entrevista.

Vas a oír la entrevista dos veces, pero antes tienes unos segundos para leer las preguntas.

32 ¿Qué diferencia menciona Miguel entre el baloncesto a pie y el baloncesto en silla de ruedas?

.....[1]

33 ¿Contra quién juega Miguel en España?

.....[1]

34 ¿Cuándo empezó Miguel a jugar al baloncesto en silla?

.....[1]

[PAUSA]

35 ¿Cómo la silla de ruedas deportiva es distinta a las otras?

.....[1]

36 ¿Por qué Miguel **no** pudo jugar durante un tiempo?

.....[1]

37 ¿Qué le gusta a Miguel de su jugador favorito?

.....[1]

[PAUSA]

38 ¿Qué momento recuerda Miguel de su carrera en el deporte?

.....[1]

39 Según Miguel, ¿dónde se debe hablar más de este deporte?

.....[1]

40 ¿Cómo recomienda Miguel ver un partido?

.....[1]

[Total: 9]

Permission to reproduce items where third-party owned material protected by copyright is included has been sought and cleared where possible. Every reasonable effort has been made by the publisher (UCLES) to trace copyright holders, but if any items requiring clearance have unwittingly been included, the publisher will be pleased to make amends at the earliest possible opportunity.

To avoid the issue of disclosure of answer-related information to candidates, all copyright acknowledgements are reproduced online in the Cambridge Assessment International Education Copyright Acknowledgements Booklet. This is produced for each series of examinations and is freely available to download at www.cambridgeinternational.org after the live examination series.

Cambridge Assessment International Education is part of the Cambridge Assessment Group. Cambridge Assessment is the brand name of the University of Cambridge Local Examinations Syndicate (UCLES), which itself is a department of the University of Cambridge.

Need a home tutor? Visit smiletutor.sg

Cambridge Assessment International Education
Cambridge International General Certificate of Secondary Education

CANDIDATE NAME									
CENTRE NUMBER						CANDIDATE NUMBER				

0673957013

SPANISH **0530/13**

Paper 1 Listening **May/June 2019**

Approx. 45 minutes

Candidates answer on the Question Paper.

No Additional Materials are required.

READ THESE INSTRUCTIONS FIRST

Write your centre number, candidate number and name in the spaces at the top of this page.
Write in dark blue or black pen.
Do not use staples, paper clips, glue or correction fluid.
DO **NOT** WRITE IN ANY BARCODES.

Answer **all** questions.

The number of marks is given in brackets [ ] at the end of each question or part question.

This syllabus is regulated for use in England, Wales and Northern Ireland as a Cambridge International Level 1/Level 2 Certificate.

This document consists of **11** printed pages and **1** blank page.

DC (RW/CB) 161794/2
© UCLES 2019

Cambridge Assessment International Education

[Turn over

Need a home tutor? Visit smiletutor.sg

BLANK PAGE

Need a home tutor? Visit smiletutor.sg

© UCLES 2019

Sección 1

Ejercicio 1 Preguntas 1–8

En esta sección del examen vas a oír una serie de observaciones o diálogos cortos que podrías oír en países donde se habla español.

Para cada pregunta indica tu respuesta escribiendo una X en la casilla correcta.

Vas a oír cada observación o diálogo dos veces.

Vas de vacaciones a México con la familia de tu amiga española.

1 Al salir de casa, tu amiga dice:

¿Cómo vais a ir al aeropuerto?

A	
B	
C	
D	

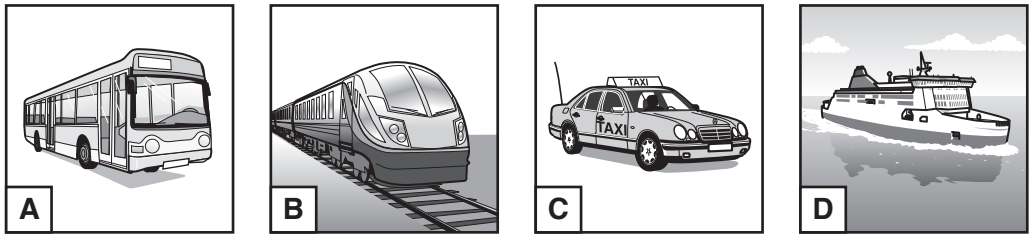

[1]

2 En el aeropuerto, la madre de tu amiga dice:

¿Qué tienes que cuidar?

A	
B	
C	
D	



[1]

Need a home tutor? Visit smiletutor.sg

3 Quieres saber cuándo sale el avión. Tu amiga dice:

¿A qué hora sale el avión?

A	
B	
C	
D	



[1]

4 Estáis esperando el avión. Tu amiga dice:

¿Qué le pasa a tu amiga?

A	
B	
C	
D	



[1]

5 No ves al padre de tu amiga. Tu amiga dice:

¿Qué hace el padre de tu amiga?

A	
B	
C	
D	



[1]

Need a home tutor? Visit smiletutor.sg

© UCLES 2019

6 En el avión, la madre de tu amiga dice:

¿Qué sugiere la madre de tu amiga?

A	
B	
C	
D	

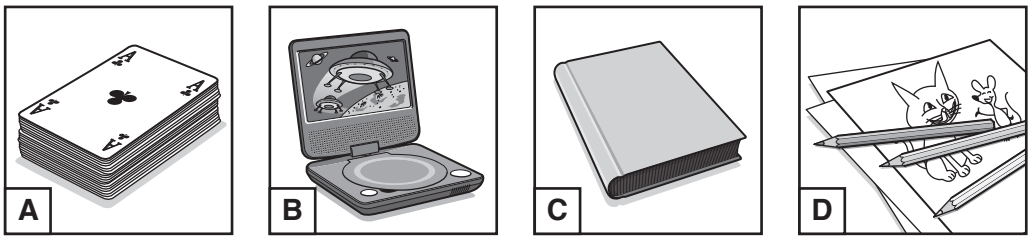

[1]

7 Tu amiga mira por la ventana del avión. Dice:

¿Qué ve tu amiga?

A	
B	
C	
D	

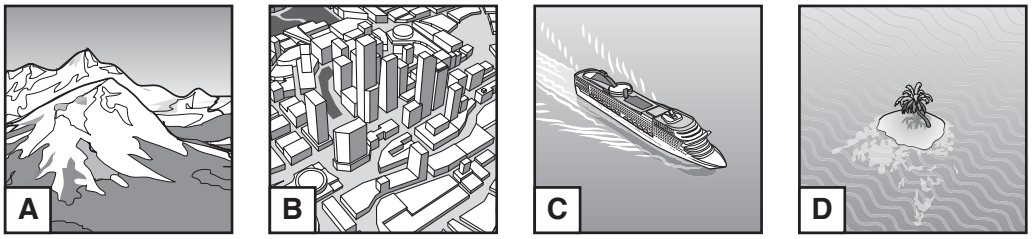

[1]

8 Llegáis a México. Tu amiga dice:

¿Qué tiempo hace?

A	
B	
C	
D	

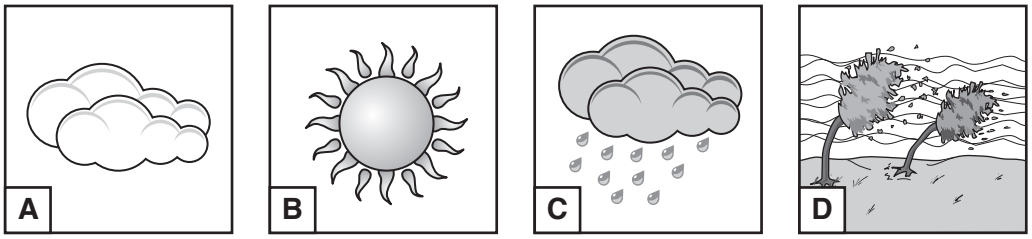

[1]

[Total: 8]

Need a home tutor? Visit smiletutor.sg

Ejercicio 2 Preguntas 9–15

Vas a oír un anuncio sobre una ruta en bicicleta.

Escúchalo con atención y completa la ficha **en español**. Habrá una pausa durante el anuncio.

Vas a oír el anuncio dos veces, pero antes tienes unos segundos para leer las preguntas.

Ruta en bicicleta

9 Lugar donde empieza la ruta: ..... [1]

10 Las personas que participan en la ruta reciben: *(indica **1** respuesta)*

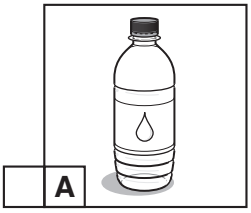
A

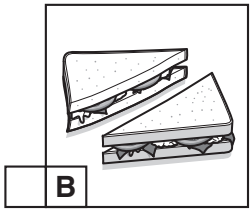
B

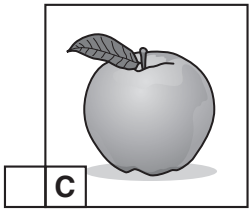
C

[1]

11 ¿Cuántos kilómetros tiene la ruta? *(indica **1** respuesta)*

35 A

45 B

55 C

[1]

12 ¿Qué se recomienda llevar? *(indica **1** respuesta)*

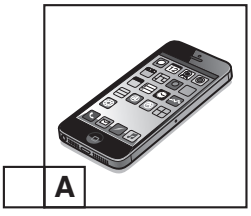
A

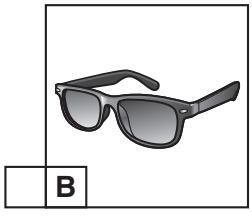
B

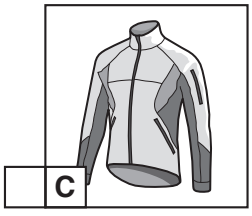
C

[1]

[PAUSA]

Need a home tutor? Visit smiletutor.sg

© UCLES 2019

13 ¿Qué se comprará con el dinero de la ruta? *(indica **1** respuesta)*

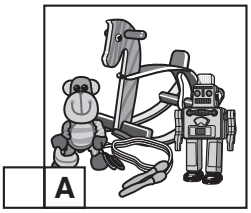
A


B

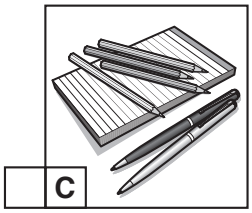
C

[1]

14 Durante la ruta en bicicleta, se podrá ver un lago y un ..... . [1]

15 Al final, un cocinero preparará: *(indica **1** respuesta)*

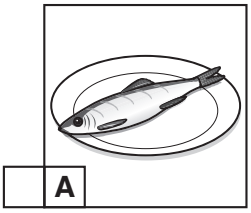
A

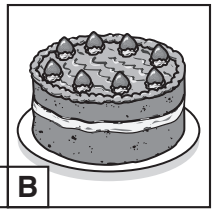
B

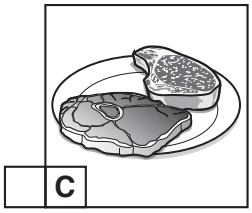
C

[1]

[Total: 7]

Need a home tutor? Visit smiletutor.sg

Sección 2

Ejercicio 1 Pregunta 16

Vas a oír la opinión de cuatro jóvenes sobre la ciudad donde viven. Escucha lo que dicen con atención y escribe una X en la casilla si la afirmación es **Verdad**.

Hay que marcar **solo 6** casillas (XXXXXX).

Vas a oír lo que dicen dos veces, pero antes tienes unos segundos para leer las afirmaciones.

Ramón	**VERDAD**
(a) Ramón trabaja en las afueras de la ciudad.	☐
(b) A Ramón el tráfico le causaba problemas hace unos años.	☐
(c) Según Ramón, los habitantes deberían respetar más el medio ambiente.	☐
Carolina	
(d) La ciudad de Carolina tiene cada vez más turismo.	☐
(e) En las tiendas de la ciudad, los recuerdos para turistas son caros.	☐
(f) Según Carolina, su ciudad necesita más tiendas de comestibles.	☐
Daniel	
(g) En la ciudad de Daniel las calles están limpias.	☐
(h) Daniel vive lejos de la capital de su país.	☐
(i) La ciudad de Daniel es poco animada.	☐
Lidia	
(j) En la ciudad de Lidia hay pocas zonas verdes.	☐
(k) Lidia se ha mudado de ciudad recientemente.	☐
(l) La ciudad de Lidia tiene problemas con el transporte público.	☐

[Total: 6]

Need a home tutor? Visit smiletutor.sg

© UCLES 2019

Ejercicio 2 Preguntas 17–25

Vas a oír una entrevista con Marcela, que cuenta su experiencia como voluntaria en un festival de teatro. Escúchala con atención y contesta a las preguntas. Habrá una pausa durante la entrevista.

Primera parte: Preguntas 17 a 21. En cada frase hay algo que no corresponde a lo que se dice en la entrevista. Escucha la entrevista y escribe la palabra correcta **en español**.

Vas a oír la primera parte de la entrevista dos veces, pero antes tienes unos segundos para leer las preguntas 17 a 21.

17 Se trata de un festival de obras de teatro ~~***cómicas***~~. .....[1]

18 Se pueden comprar entradas por Internet y en la ~~***biblioteca***~~. .....[1]

19 Los voluntarios van al pueblo a ~~***comprar***~~. .....[1]

20 El alojamiento está ~~***detrás***~~ del teatro. .....[1]

21 Cada voluntario tiene una ~~***nacionalidad***~~ diferente. .....[1]

[PAUSA]

Segunda parte: Preguntas 22 a 25. Vas a oír la segunda parte de la entrevista dos veces. Escúchala y contesta a las preguntas **en español**. Tienes unos segundos para leer las preguntas.

22 ¿Qué hizo Marcela cuando la llamaron para ser voluntaria por primera vez?

.....[1]

23 ¿Con quién va a ir Marcela como voluntaria este año?

.....[1]

24 ¿Qué profesión quiere tener Marcela cuando termine sus estudios?

.....[1]

25 Según Marcela, ¿cómo era el actor famoso que conoció?

.....[1]

[Total: 9]

Need a home tutor? Visit smiletutor.sg

Sección 3

Ejercicio 1 Preguntas 26–31

Vas a oír una entrevista con Carlos Sánchez, que trabaja haciendo bolsos y otros productos de moda.

Escúchala con atención y contesta a las preguntas escribiendo una X en la casilla correcta.

Habrá una pausa durante la entrevista.

Vas a oír la entrevista dos veces, pero antes tienes unos segundos para leer las preguntas.

26 Carlos dirige la empresa con…

A		sus hermanas.
B		sus padres.
C		unos amigos.
D		sus tíos. [1]

27 La mayor afición de Carlos es…

A		viajar por el mundo.
B		escuchar música.
C		cuidar el jardín.
D		pintar fuera de casa. [1]

28 Todos los productos de la compañía de Carlos…

A		son de cuero.
B		tienen imágenes.
C		tienen colores claros.
D		son caros. [1]

[PAUSA]

Need a home tutor? Visit smiletutor.sg

29 ¿Qué nuevo producto empezará a vender la compañía?

A	☐	mochilas
B	☐	cinturones
C	☐	carteras
D	☐	paraguas

[1]

30 ¿Por qué está tan contento Carlos hoy?

A	☐	Ha abierto su primera tienda en Hollywood.
B	☐	Uno de sus bolsos va a aparecer en una película.
C	☐	Hoy hace cinco años que nació su compañía.
D	☐	Va a recibir un premio del mundo de la moda.

[1]

31 Carlos se emocionó cuando…

A	☐	su hijo comenzó a trabajar en la compañía.
B	☐	aparecieron sus bolsos en televisión.
C	☐	su hija habló de él en la escuela.
D	☐	vendió su primer bolso.

[1]

[Total: 6]

Need a home tutor? Visit smiletutor.sg

Ejercicio 2 Preguntas 32–39

Vas a oír una entrevista con Julia Abril, una peluquera.

Escúchala con atención y contesta a las preguntas **en español**.

Habrá dos pausas durante la entrevista.

Vas a oír la entrevista dos veces, pero antes tienes unos segundos para leer las preguntas.

32 ¿Dónde empezó Julia a cortar el pelo a sus amigas?

.....[1]

33 ¿Qué **no** tuvo Julia entre los 16 y los 22 años?

.....[1]

[PAUSA]

34 ¿Qué hizo una amiga para dar publicidad al trabajo de Julia?

.....[1]

35 ¿Cuándo empezó Julia a recibir mensajes de personas famosas?

.....[1]

36 ¿Por qué piensa Julia que los famosos quieren ir a su peluquería? Da **dos** razones.

(i) .....[1]

(ii) .....[1]

[PAUSA]

37 ¿Cómo lleva el pelo Julia?

.....[1]

38 ¿Qué es lo que más echa de menos Julia cuando está fuera de su país?

.....[1]

39 ¿Qué hace Julia para tener buena salud?

.....[1]

[Total: 9]

Permission to reproduce items where third-party owned material protected by copyright is included has been sought and cleared where possible. Every reasonable effort has been made by the publisher (UCLES) to trace copyright holders, but if any items requiring clearance have unwittingly been included, the publisher will be pleased to make amends at the earliest possible opportunity.

To avoid the issue of disclosure of answer-related information to candidates, all copyright acknowledgements are reproduced online in the Cambridge Assessment International Education Copyright Acknowledgements Booklet. This is produced for each series of examinations and is freely available to download at www.cambridgeinternational.org after the live examination series.

Cambridge Assessment International Education is part of the Cambridge Assessment Group. Cambridge Assessment is the brand name of the University of Cambridge Local Examinations Syndicate (UCLES), which itself is a department of the University of Cambridge.

Need a home tutor? Visit smiletutor.sg

Cambridge IGCSE

Cambridge Assessment International Education
Cambridge International General Certificate of Secondary Education

CANDIDATE NAME									
CENTRE NUMBER						CANDIDATE NUMBER				

5777303213

SPANISH **0530/21**

Paper 2 Reading **May/June 2019**

1 hour

Candidates answer on the Question Paper.

No Additional Materials are required.

READ THESE INSTRUCTIONS FIRST

Write your centre number, candidate number and name in the spaces at the top of this page.
Write in dark blue or black pen.
Do not use staples, paper clips, glue or correction fluid.
DO **NOT** WRITE IN ANY BARCODES.

Answer **all** questions.

The number of marks is given in brackets [ ] at the end of each question or part question.

This syllabus is regulated for use in England, Wales and Northern Ireland as a Cambridge International Level 1/Level 2 Certificate.

This document consists of **14** printed pages and **2** blank pages.

DC (ST/CT) 163740/4
© UCLES 2019

Cambridge Assessment International Education

[Turn over

Need a home tutor? Visit smiletutor.sg

BLANK PAGE

Need a home tutor? Visit smiletutor.sg

Sección 1

Ejercicio 1 Preguntas 1–5

Para cada pregunta indica tu respuesta escribiendo una X en la casilla correcta.

1 Tu amiga te manda un mensaje:

Voy a dar un paseo.

¿Qué va a hacer tu amiga?

A	
B	
C	
D	

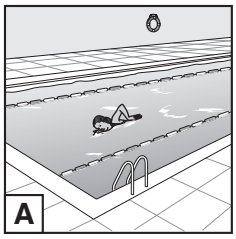







[1]

2 En un hotel, ves este letrero:

La ducha no funciona.

¿Qué no funciona?

A	
B	
C	
D	

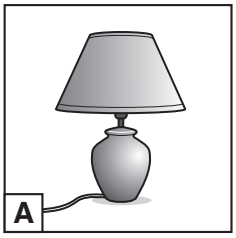

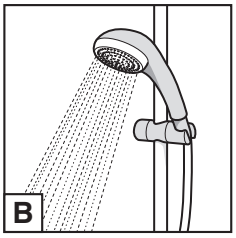

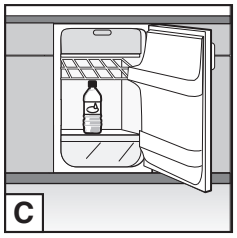

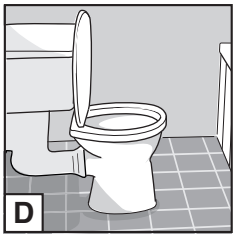

[1]

Need a home tutor? Visit smiletutor.sg

3 Ves este anuncio:

Oferta: 2 por 1 en pasta de dientes

¿Qué está en oferta?

A	
B	
C	
D	

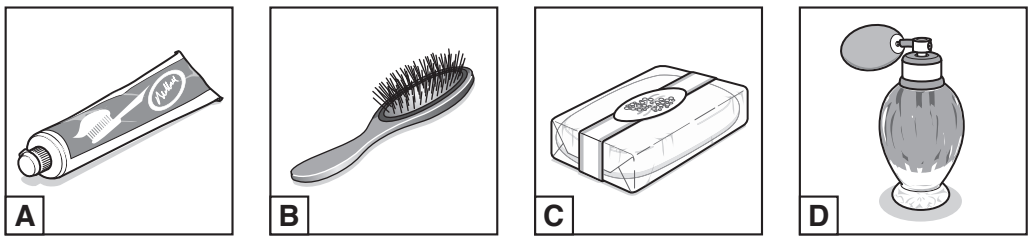

[1]

4 En una receta lees:

Medio litro de aceite

¿Qué necesitas?

A	
B	
C	
D	

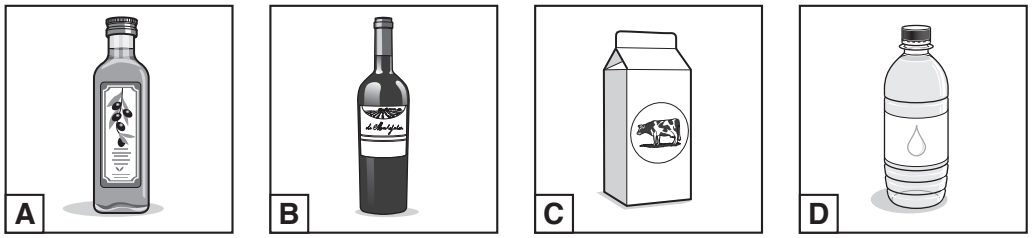

[1]

5 Ves este letrero:

Obligatorio llevar camiseta

¿Qué es obligatorio llevar?

A	
B	
C	
D	

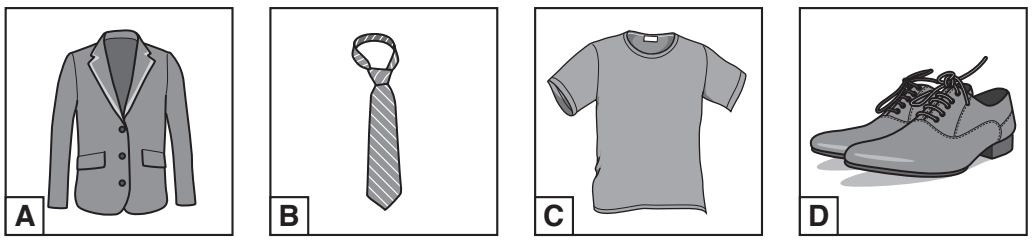

[1]

[Total: 5]

Need a home tutor? Visit smiletutor.sg

© UCLES 2019

Ejercicio 2 Preguntas 6–10

Mira los dibujos.

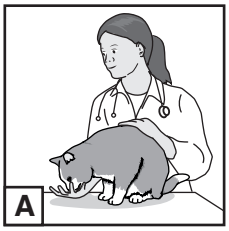











Indica tu respuesta, colocando A, B, C, D, E o F en la casilla que corresponda.

6 Amelia: “Tengo que contestar al teléfono.” ☐ [1]

7 Lorena: “Escribo correos electrónicos.” ☐ [1]

8 Leticia: “Controlo el tráfico en la calle.” ☐ [1]

9 Sofía: “Ayudo a muchos animales.” ☐ [1]

10 Ana: “Arreglo coches todos los días.” ☐ [1]

[Total: 5]

Need a home tutor? Visit smiletutor.sg

Ejercicio 3 Preguntas 11–15

Lee el texto con atención. Para cada pregunta indica tu respuesta escribiendo una X en la casilla correcta.

Comentario personal: Mi última visita al cine

Nos habla **María**…

La última vez que fui al cine fue el sábado pasado y vi una comedia con mis amigos. La verdad es que la película no me hizo reír y me aburrí. No había efectos especiales pero lo que me encantó fueron las canciones… ¡eran buenísimas!

Mis amigos compraron algo de comida. Había mucho que elegir, como patatas fritas, dulces y chocolate, pero yo solo pedí algo para beber.

Luego compramos las entradas y costaron mucho dinero porque no tenía mi tarjeta de descuento. Con ella pago un precio especial pero ese día la olvidé en casa.

11 María vio una película…

A		el fin de semana pasado.
B		el miércoles pasado.
C		el año pasado. [1]

12 Según María, la película…

A		daba miedo.
B		era aburrida.
C		tenía efectos especiales. [1]

Need a home tutor? Visit smiletutor.sg

13 A María le gustó…

A	☐	un actor.
B	☐	el ambiente.
C	☐	la música. [1]

14 María compró…

A	☐	un helado.
B	☐	una bebida.
C	☐	unas patatas fritas. [1]

15 En el cine,…

A	☐	las entradas fueron caras.
B	☐	la sala estaba llena.
C	☐	había mucho ruido. [1]

[Total: 5]

Need a home tutor? Visit smiletutor.sg

Sección 2

Ejercicio 1 Preguntas 16–20

Lee este anuncio.

Se necesita persona para cuidar niños

- Se ofrece empleo para cuidar a dos niños menores de cinco años en una casa por las tardes.
- Se necesita tener experiencia en colegio de primaria para poder enseñar a leer y escribir a los niños.
- El trabajo empieza el 1 de julio y termina el 31 de agosto, aunque se podrá continuar trabajando en septiembre.
- Además de cuidar a los niños, es esencial hacer algunas tareas domésticas en la casa como ordenar los dormitorios.
- Es fácil llegar a la casa en autobús ya que hay una parada enfrente de la casa.

Completa cada frase con una palabra de la lista.

arreglar	cerca	principios	detrás
escuela	biblioteca	ingleses	finales
	pequeños	pintar	

16 Hay que cuidar a dos niños ..... . [1]

17 Tener experiencia en una ..... es necesario. [1]

18 El trabajo comienza a ..... de julio. [1]

19 En el trabajo hay que ..... los dormitorios. [1]

20 Hay una parada de autobús ..... de la casa. [1]

[Total: 5]

Need a home tutor? Visit smiletutor.sg

Dar la vuelta para el Ejercicio 2.

Need a home tutor? Visit smiletutor.sg

Ejercicio 2 Preguntas 21–30

Lee este e-mail de Pablo y la respuesta de Irene y contesta a las preguntas **en español**.

Hola Irene:

Este verano voy a hacer un viaje por varios países europeos. Nunca he viajado por Europa antes, así que estoy preocupado y necesito algunos consejos. Como tú has visitado tantos lugares, he pensado que podrías aconsejarme, ¿no?

Pablo

¡Hola Pablo!

Primero de todo, debes preparar una mochila con todo lo necesario pero no debes llevar cosas pesadas porque, si lo haces, te vas a cansar pronto.

Tienes que tener cuidado en las ciudades porque hay zonas poco seguras, sobre todo después de medianoche. Te recomiendo no salir a esas horas pero, si es necesario, intenta salir acompañado de alguien conocido.

Además es mejor no llevar mucho dinero contigo ya que, en la mayoría de los sitios, se puede pagar con tarjeta. Si te alojas en un hotel, normalmente hay una caja fuerte, y ahí puedes guardar el dinero y el pasaporte.

Y por supuesto lleva el móvil siempre contigo porque puede ser útil para buscar información. Además, la batería dura al menos dos días, lo que está muy bien. Yo lo he usado cuando he viajado por el mundo. Sin embargo, llamar puede ser muy caro, así que ¡ten cuidado!

¡Espero que lo pases muy bien en tu viaje!

Un abrazo,
Irene

Need a home tutor? Visit smiletutor.sg

21 ¿Adónde va a ir Pablo este verano?

..... [1]

22 ¿Cómo se siente Pablo?

..... [1]

23 ¿Qué debe evitar Pablo meter en la mochila?

..... [1]

24 Según Irene, ¿cuándo son especialmente peligrosas las ciudades?

..... [1]

25 ¿Con quién debe salir Pablo por la noche?

..... [1]

26 Según Irene, ¿por qué Pablo **no** necesita llevar mucho dinero?

..... [1]

27 ¿Dónde puede guardar Pablo sus cosas en el hotel?

..... [1]

28 Aparte de hacer llamadas, ¿para qué puede usar Pablo el móvil durante el viaje?

..... [1]

29 Según Irene, ¿en cuánto tiempo se gasta la batería del móvil?

..... [1]

30 Según Irene, ¿cuál es el problema con el móvil en el extranjero?

..... [1]

[Total: 10]

Need a home tutor? Visit smiletutor.sg

Sección 3

Ejercicio 1 Preguntas 31–35

Lee este artículo e indica si las afirmaciones que siguen son verdaderas o falsas. **Si son FALSAS, escribe una frase en español para corregirlas.**

ATENCIÓN: hay 2 afirmaciones que son **VERDADERAS** y 3 afirmaciones que son **FALSAS**.

El yoga no tiene edad

Julia no es simplemente una profesora de yoga, sino que es una de las profesoras de yoga de más edad del mundo. Según Julia: “Me siento una persona con muchísima suerte. El yoga es una parte esencial de mi rutina y sigo practicándolo a diario a mis 97 años.”

Nacida en la India a principios de los años veinte, su interés por el yoga, nos cuenta Julia, nació al ver a unos niños practicándolo. Esto pasó mientras ella iba de camino al mercado con su padre. Se le ocurrió que ella también podría hacerlo y así empezó todo. Su madre le dijo que el yoga no era algo para chicas, pero eso la convenció aún más para empezar a practicarlo. Entonces se dedicó por completo a entrenarse tanto asistiendo a clases como practicando sola en casa.

Al mudarse a los Estados Unidos, Julia se hizo una profesional del baile que hacía espectáculos para los soldados de la Segunda Guerra Mundial. Al mismo tiempo enseñaba yoga por las mañanas. Su trabajo de profesora le encanta. “Lo mejor es cuando ciertos alumnos en la clase al principio te dicen que no pueden hacer algo,” nos dice Julia. “Luego, cuando acaban las clases, veo en su cara que están orgullosos al darse cuenta de que sí pueden.”

Y es que el yoga es algo increíble. “Tuve una estudiante que vino al estudio llorando de dolor porque había pasado varias semanas sin dormir por su espalda. Lo estaba pasando fatal. Después de unos ejercicios contra la pared, me dijo que por primera vez en mucho tiempo no se sentía enferma,” nos cuenta Julia. ¡Alumnos como ella ha tenido un montón!

Need a home tutor? Visit smiletutor.sg

Ejemplo:	**VERDADERO**	**FALSO**
Julia es profesora de natación.	☐	☒

Julia es profesora de yoga.

		VERDADERO	**FALSO**
31	Julia hace yoga una vez a la semana.	☐	☐
32	Julia se interesó en el yoga porque le enseñó su padre.	☐	☐
33	Tras dejar la India, Julia trabajó como bailarina a la vez que profesora.	☐	☐
34	Algunos de los alumnos de Julia se sienten cansados al final de la clase.	☐	☐
35	Julia ha mejorado la salud de mucha gente.	☐	☐

[Total: 8]

Need a home tutor? Visit smiletutor.sg

Ejercicio 2 Preguntas 36–42

Lee este blog y contesta a las preguntas **en español**.

Hotel Campo Libre

Hola a todos. Soy Alberto. Bienvenidos a mi blog sobre el hotel ecológico Campo Libre que estamos construyendo.

Se me ocurrió la idea de montar un hotel ecológico hace unos 10 años; yo estaba harto de los típicos hoteles de la zona así que me puse a pensar en algo distinto. Lo hablé con mi mujer y estábamos de acuerdo en que queríamos construir un hotel ecológico en el campo. Además, pensamos que si estuviera en un terreno de cultivo, plantaríamos verduras y, por suerte, unos parientes nos pudieron vender uno en el sur del país.

Ya han pasado tres años desde que lo pagamos y todavía, a mis 42 años, sigo mejorando cosas. La verdad es que no ha sido fácil pero me animo pensando en el día en el que el hotel abra sus puertas. Lo más complicado ha sido hacer el tejado a causa de las fuertes lluvias que, aunque intenté evitarlo, me retrasaron durante semanas.

Sin embargo, hay grandes cosas que lo hacen valer la pena. Por ejemplo, toda la energía para la electricidad viene del sol. El agua para las plantas del jardín la traemos de una fuente natural y con ella también lavamos la ropa y, por supuesto, bebemos y cocinamos. Pero lo que más me satisface es que todo lo que he usado es reciclado, desde el vidrio de las ventanas hasta los muebles de las habitaciones.

Al final espero que nuestro hotel ofrezca una opción diferente al cliente. Una de las grandes dificultades que me preocupan es la competencia que existe, pero el medio natural que rodea al hotel es único y estoy seguro de que eso no lo tiene ningún otro alojamiento en la zona. ¡Espero que en tres meses esté listo!

Need a home tutor? Visit smiletutor.sg

36 ¿Cómo le hacía sentir a Alberto el alojamiento que se ofrecía en la región?

..... [1]

37 ¿Para qué necesitaba Alberto encontrar un campo agrícola?

..... [1]

38 ¿Cuánto tiempo hace que Alberto y su mujer compraron el terreno?

..... [1]

39 ¿Qué le hizo difícil a Alberto terminar una parte del hotel?

..... [1]

40 ¿De dónde viene el agua que utiliza Alberto en el hotel?

..... [1]

41 ¿Por qué está contento Alberto con su manera de construir el hotel?

..... [1]

42 ¿Qué hay alrededor del hotel que le da una ventaja sobre otros hoteles?

..... [1]

[Total: 7]

Need a home tutor? Visit smiletutor.sg

BLANK PAGE

Permission to reproduce items where third-party owned material protected by copyright is included has been sought and cleared where possible. Every reasonable effort has been made by the publisher (UCLES) to trace copyright holders, but if any items requiring clearance have unwittingly been included, the publisher will be pleased to make amends at the earliest possible opportunity.

To avoid the issue of disclosure of answer-related information to candidates, all copyright acknowledgements are reproduced online in the Cambridge Assessment International Education Copyright Acknowledgements Booklet. This is produced for each series of examinations and is freely available to download at www.cambridgeinternational.org after the live examination series.

Cambridge Assessment International Education is part of the Cambridge Assessment Group. Cambridge Assessment is the brand name of the University of Cambridge Local Examinations Syndicate (UCLES), which itself is a department of the University of Cambridge.

Need a home tutor? Visit smiletutor.sg

Cambridge Assessment International Education
Cambridge International General Certificate of Secondary Education

CANDIDATE NAME

CENTRE NUMBER

CANDIDATE NUMBER

9509633424

SPANISH **0530/22**

Paper 2 Reading **May/June 2019**

1 hour

Candidates answer on the Question Paper.

No Additional Materials are required.

READ THESE INSTRUCTIONS FIRST

Write your centre number, candidate number and name in the spaces at the top of this page.
Write in dark blue or black pen.
Do not use staples, paper clips, glue or correction fluid.
DO **NOT** WRITE IN ANY BARCODES.

Answer **all** questions.

The number of marks is given in brackets [ ] at the end of each question or part question.

This syllabus is regulated for use in England, Wales and Northern Ireland as a Cambridge International Level 1/Level 2 Certificate.

This document consists of **14** printed pages and **2** blank pages.

DC (ST/CT) 163741/5
© UCLES 2019

Cambridge Assessment International Education

[Turn over

Need a home tutor? Visit smiletutor.sg

BLANK PAGE

Need a home tutor? Visit smiletutor.sg

© UCLES 2019

Sección 1

Ejercicio 1 Preguntas 1–5

Para cada pregunta indica tu respuesta escribiendo una X en la casilla correcta.

1 En el menú de un restaurante, lees:

No está incluido el postre.

¿Qué no está incluido?

A	
B	
C	
D	

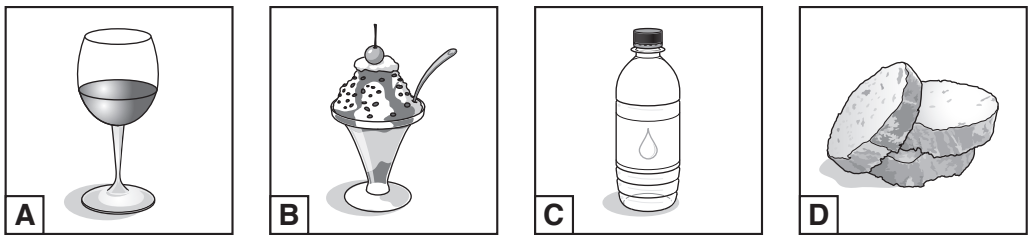

[1]

2 En un polideportivo, ves un anuncio:

Lunes: sesión de baile

¿Qué actividad hay el lunes?

A	
B	
C	
D	



[1]

Need a home tutor? Visit smiletutor.sg

3 En un centro comercial, ves un anuncio:

Prohibido entrar con perro

¿Qué tienes que dejar fuera?

A	
B	
C	
D	



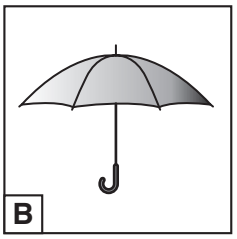

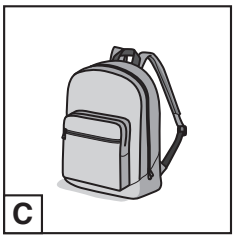



[1]

4 En una biblioteca, hay un póster:

22 de agosto: semana de la ciencia ficción

¿Qué tipo de libros se celebran?

A	
B	
C	
D	





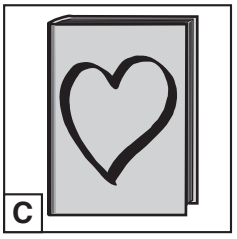

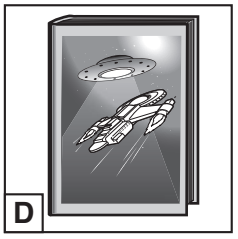

[1]

5 Ves un anuncio:

Vendo coche.

¿Qué se vende?

A	
B	
C	
D	

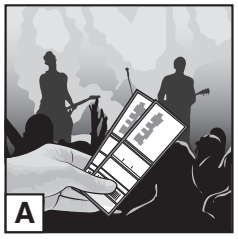

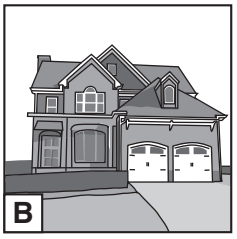





[1]

[Total: 5]

Need a home tutor? Visit smiletutor.sg

© UCLES 2019

Ejercicio 2 Preguntas 6–10

Mira los dibujos.













Indica tu respuesta, colocando A, B, C, D, E o F en la casilla que corresponda.

6 Carlos: “Cuando llueve, me quedo en casa.” ☐ [1]

7 Pablo: “Me gusta correr por la mañana.” ☐ [1]

8 Andrés: “La comida que sirven aquí es buenísima.” ☐ [1]

9 Leopoldo: “Mi nuevo piso tiene un balcón.” ☐ [1]

10 Javier: “Hoy tengo que pasar la aspiradora.” ☐ [1]

[Total: 5]

Need a home tutor? Visit smiletutor.sg

© UCLES 2019

[Turn over

Ejercicio 3 Preguntas 11–15

Lee el texto con atención. Para cada pregunta indica tu respuesta escribiendo una X en la casilla correcta.

Comentario personal: Mi colegio

Nos habla Martín…

Hola. Tengo 15 años y me encanta mi colegio. Tiene unos 400 alumnos, de 11 a 18 años. Los edificios son históricos porque se construyeron hace 300 años. Hay una cafetería y una biblioteca, pero como no hay gimnasio, tenemos que ir al polideportivo de la ciudad. Es una lástima porque me encantan los deportes.

Mi asignatura favorita es el francés porque el profesor es divertido, pero no me gusta la historia porque la profesora nos da muchos deberes.

En dos semanas, tenemos exámenes importantes así que estoy estudiando mucho después del colegio.

11 Hay …… mil estudiantes en el colegio de Martín.

A		más de
B		menos de
C		más o menos

[1]

12 Martín dice que los edificios del colegio son…

A		feos.
B		grandes.
C		viejos.

[1]

Need a home tutor? Visit smiletutor.sg

13 A Martín le gustaría tener …… en el colegio.

A	☐	un gimnasio
B	☐	una biblioteca
C	☐	un patio [1]

14 Martín prefiere…

A	☐	el francés.
B	☐	la historia.
C	☐	la geografía. [1]

15 Pronto Martín va a…

A	☐	buscar un trabajo.
B	☐	cambiar de colegio.
C	☐	hacer unos exámenes. [1]

[Total: 5]

Need a home tutor? Visit smiletutor.sg

Sección 2

Ejercicio 1 Preguntas 16–20

Lee este anuncio.

Alquiler de bicicletas

- Nuestras bicicletas son todas modernas porque se compraron este año. Hay bicicletas para hombres y mujeres.
- El precio es €4 por hora, o €15 al día. Hay un precio especial si se alquila la bicicleta para siete días.
- Tenemos bicicletas con silla especial para niños o bebés. Te regalamos un mapa de la ciudad.
- Las bicicletas son excelentes para dar un paseo por el campo alrededor de la ciudad.
- Si tienes algún problema con la bicicleta, puedes llamar a nuestra oficina y te enviaremos un mecánico inmediatamente.

Completa cada frase con una palabra de la lista.

dentro	equipaje	fuera	hora
manda	niño	nuevas	rápidas
	recomienda	semana	

16 Todas las bicicletas son ..... . [1]

17 Hay una oferta si alquilas una bicicleta durante una ..... . [1]

18 Tu ..... puede ir contigo en la bicicleta. [1]

19 Se sugiere hacer una excursión ..... de la ciudad. [1]

20 Si es necesario reparar la bicicleta, la compañía ..... a un empleado. [1]

[Total: 5]

Need a home tutor? Visit smiletutor.sg

© UCLES 2019

Dar la vuelta para el Ejercicio 2.

Need a home tutor? Visit smiletutor.sg

Ejercicio 2 Preguntas 21–30

Lee este e-mail de Antonia y la respuesta de Daniel y contesta a las preguntas **en español**.

Hola Daniel:

Estoy triste porque mi mejor amiga se ha ido a vivir a Japón. Su madre tiene un nuevo trabajo en un museo, y no la volveré a ver hasta el verano próximo. Llevamos 12 años siendo mejores amigas, porque nos conocimos en la escuela. Pasábamos todo nuestro tiempo libre juntas, y hablábamos durante horas y horas en el jardín sin cansarnos.

Lo interesante es que somos muy distintas. Yo soy bastante tímida mientras que ella es más abierta. No importa porque nos llevamos muy bien.

Cuando llegó a Japón, compartíamos nuestras noticias mucho por las redes sociales, pero ahora casi no tengo noticias suyas. ¿Qué debo hacer?

Antonia

Querida Antonia:

Tu amiga está viviendo una aventura en el extranjero. Japón es muy distinto, y le será difícil acostumbrarse al país. Está aprendiendo un idioma diferente y, sin duda, no estará pensando en sus antiguas compañeras.

Tendrás que aceptar que ya empiezas una nueva época de tu vida. Necesitas encontrar otros pasatiempos. Con el tiempo harás amistades. Si ves a una nueva alumna en el colegio, pídele que se siente a tu lado para charlar un poco.

Tu amiga en Japón preferiría saber que no estás triste y, ya verás, cuando vuelva de Japón, estará contentísima de verte.

Daniel

Need a home tutor? Visit smiletutor.sg

© UCLES 2019

21 ¿Por qué se ha ido a Japón la amiga de Antonia?

..... [1]

22 ¿Cuándo verá Antonia a su amiga?

..... [1]

23 ¿Desde hace cuánto tiempo son mejores amigas Antonia y su amiga en Japón?

..... [1]

24 ¿Dónde tenían lugar las largas conversaciones de las chicas?

..... [1]

25 ¿Cómo es de carácter la amiga de Antonia?

..... [1]

26 ¿Cómo le contaba sus cosas la amiga de Antonia cuando llegó a Japón?

..... [1]

27 Según Daniel, ¿qué no será fácil para la amiga en Japón?

..... [1]

28 Según Daniel, ¿qué comienza ahora para Antonia?

..... [1]

29 ¿Con quién debería intentar hablar Antonia?

..... [1]

30 ¿Cuál será la reacción de su amiga al ver a Antonia otra vez?

..... [1]

[Total: 10]

Need a home tutor? Visit smiletutor.sg

Sección 3

Ejercicio 1 Preguntas 31–35

Lee este artículo e indica si las afirmaciones que siguen son verdaderas o falsas. **Si son FALSAS, escribe una frase en español para corregirlas.**

ATENCIÓN: hay 2 afirmaciones que son **VERDADERAS** y 3 afirmaciones que son **FALSAS**.

Enseñar idiomas por Internet

Leonardo Sastre trabaja como profesor de español como lengua extranjera, pero no tiene ni aula ni colegio, y sus alumnos viven en distintas partes del mundo. Y es que Leonardo enseña utilizando Internet. Cuando llega la hora de clase, se sienta delante de la cámara del ordenador en casa y hace una videollamada. Es un trabajo que le satisface y gana lo suficiente para vivir.

No fue la primera profesión de Leonardo. “Después de la universidad, trabajé como ingeniero en Latinoamérica, construyendo carreteras,” dice. Luego, se mudó a Estados Unidos. “Ya tenía varios años de experiencia pero no logré encontrar trabajo como ingeniero, así que puse anuncios ofreciendo cursos de español,” explica. En poco tiempo tenía alumnos con los que se reunía en una biblioteca.

Todo cambió cuando volvió a España por la enfermedad de un pariente. Se le ocurrió la idea de montar una página web para poder seguir enseñando español. Sus alumnos suelen ser personas interesantes, con ganas de aprender. Durante las videollamadas, de vez en cuando presentan a su familia o mencionan dificultades en su vida y, para Leonardo, es como tener amigos de diferentes culturas sin tener que viajar. Además, su trabajo le permite irse a vivir en cualquier ciudad y seguir dando clases mientras está allí. “Así me siento muy libre. Para mí es muy importante saber que puedo viajar,” dice.

Hay desventajas también. Algunos alumnos son tímidos y hay que animarles para que practiquen la lengua hablada. También la diferencia de horario entre ciudades es inconveniente: “¡De vez en cuando tengo que dar clase a medianoche!” explica Leonardo.

Leonardo tiene otra idea que quiere probar a partir del año próximo. Le hace mucha ilusión porque algunos alumnos vendrán a conocer su ciudad. Él organizará el viaje y los alumnos aprenderán español a medida que van visitando los monumentos.

Need a home tutor? Visit smiletutor.sg

© UCLES 2019

Ejemplo:	**VERDADERO**	**FALSO**
Leonardo enseña español en un colegio.	☐	☒

Leonardo enseña utilizando el Internet.

		VERDADERO	**FALSO**
31	Para conseguir bastante dinero, Leonardo necesita tener otro trabajo.	☐	☐

.....

		VERDADERO	**FALSO**
32	Para Leonardo, fue fácil continuar en su primera profesión al llegar a Estados Unidos.	☐	☐

.....

		VERDADERO	**FALSO**
33	Los clientes de Leonardo a veces le hablan de sus problemas.	☐	☐

.....

		VERDADERO	**FALSO**
34	Ciertos alumnos de Leonardo tienen poca confianza en sí mismos cuando hablan español.	☐	☐

.....

		VERDADERO	**FALSO**
35	El año que viene, Leonardo irá a visitar a algunos de sus alumnos.	☐	☐

.....

[Total: 8]

Need a home tutor? Visit smiletutor.sg

Ejercicio 2 Preguntas 36–42

Lee esta entrevista y contesta a las preguntas **en español**.

La naturaleza cerca de casa

Hoy hablamos con César Noriega, un director de programas sobre la naturaleza. César, tu nueva serie trata de la naturaleza en España. ¿Por qué?

La naturaleza salvaje no solo se ve en África, ¿sabes? Mi serie presenta la vida de una zona montañosa durante las cuatro estaciones. Es que la gente no conoce estas zonas. Creo que los jóvenes modernos, viviendo delante de una pantalla, pasan poco tiempo al aire libre comparado con sus abuelos.

¿Cuánto tiempo estuviste en las montañas?

Dos años. Fue un trabajo duro porque, aunque no había animales peligrosos, corríamos otros riesgos. Por ejemplo, trabajando en un lugar perdido que estaba lejos de cualquier pueblo, nos encontramos una vez bajo una fuerte tormenta de nieve. Ten en cuenta que no se puede seguir a un animal con una cámara de vídeo. Es demasiado pesada, por eso hay que ponerla donde el animal puede aparecer. Pasamos cinco días con nieve hasta las rodillas esperando cierto animal.

¿Cómo empezó tu interés por estos programas sobre la naturaleza?

Empecé porque me gustaba viajar. Aunque crecí en una ciudad industrial, quería encontrar una manera de ganarme la vida viajando por regiones poco conocidas del mundo. Así, empecé a disfrutar de la naturaleza.

¿Esperas contribuir a la educación de la gente?

No doy lecciones a nadie pero quiero hacer pensar a la gente. Si se ve un programa mío como se ve un concurso, medio dormido en el sofá, he perdido el tiempo. Cualquier programa sobre la naturaleza debe contener una historia: una ruta de aventuras, la vida de un animal... En mi última serie describí los efectos de los cambios climáticos, un tema al que volveré pronto. Ésta es una época de problemas económicos, por eso la gente tiene menos tiempo para pensar en cómo proteger la naturaleza. Entiendo perfectamente que unos animalitos en un bosque lejano parezcan menos importantes.

Need a home tutor? Visit smiletutor.sg

© UCLES 2019

36 Según César, ¿por qué salen poco al aire libre los jóvenes de hoy día?

..... [1]

37 ¿Qué peligro hubo mientras el equipo de César trabajaba en una zona aislada?

..... [1]

38 ¿Cómo es la cámara de vídeo con la que trabaja César?

..... [1]

39 ¿Dónde deseaba César ganar dinero para vivir?

..... [1]

40 ¿Qué espera conseguir César con sus programas?

..... [1]

41 ¿De qué trató la última serie de César?

..... [1]

42 Según César, ¿cuándo le parece menos importante a la gente la ecología?

..... [1]

[Total: 7]

Need a home tutor? Visit smiletutor.sg

© UCLES 2019

BLANK PAGE

Permission to reproduce items where third-party owned material protected by copyright is included has been sought and cleared where possible. Every reasonable effort has been made by the publisher (UCLES) to trace copyright holders, but if any items requiring clearance have unwittingly been included, the publisher will be pleased to make amends at the earliest possible opportunity.

To avoid the issue of disclosure of answer-related information to candidates, all copyright acknowledgements are reproduced online in the Cambridge Assessment International Education Copyright Acknowledgements Booklet. This is produced for each series of examinations and is freely available to download at www.cambridgeinternational.org after the live examination series.

Cambridge Assessment International Education is part of the Cambridge Assessment Group. Cambridge Assessment is the brand name of the University of Cambridge Local Examinations Syndicate (UCLES), which itself is a department of the University of Cambridge.

Need a home tutor? Visit smiletutor.sg

Cambridge Assessment International Education
Cambridge International General Certificate of Secondary Education

CANDIDATE NAME									
CENTRE NUMBER						CANDIDATE NUMBER				

1857762219

SPANISH **0530/23**

Paper 2 Reading **May/June 2019**

1 hour

Candidates answer on the Question Paper.

No Additional Materials are required.

READ THESE INSTRUCTIONS FIRST

Write your centre number, candidate number and name in the spaces at the top of this page.
Write in dark blue or black pen.
Do not use staples, paper clips, glue or correction fluid.
DO **NOT** WRITE IN ANY BARCODES.

Answer **all** questions.

The number of marks is given in brackets [ ] at the end of each question or part question.

This syllabus is regulated for use in England, Wales and Northern Ireland as a Cambridge International Level 1/Level 2 Certificate.

This document consists of **14** printed pages and **2** blank pages.

DC (ST/CT) 163742/4
© UCLES 2019

Cambridge Assessment International Education

[Turn over

Need a home tutor? Visit smiletutor.sg

BLANK PAGE

Need a home tutor? Visit smiletutor.sg

© UCLES 2019

Sección 1

Ejercicio 1 Preguntas 1–5

Para cada pregunta indica tu respuesta escribiendo una X en la casilla correcta.

1 La madre de tu amigo te deja una nota:

> No queda ningún yogur en la nevera.

¿Qué falta en la nevera?

A	
B	
C	
D	

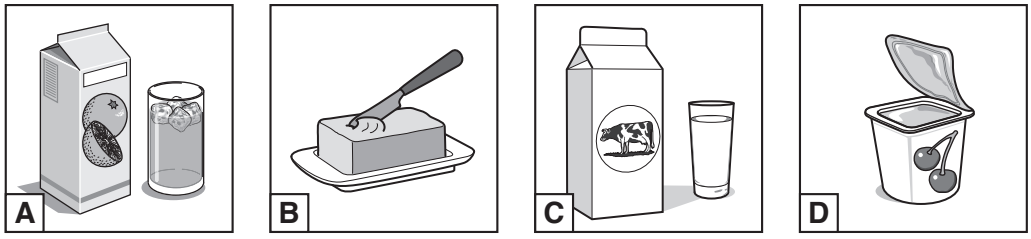

[1]

2 En un anuncio lees:

> Compro sellos antiguos.

¿Qué se compra?

A	
B	
C	
D	

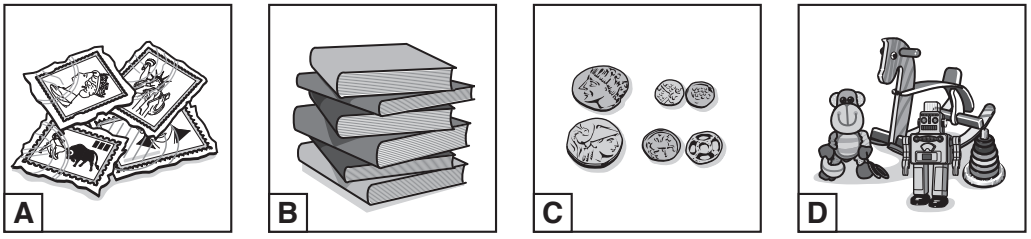

[1]

Need a home tutor? Visit smiletutor.sg

3 En un letrero lees:

Prohibido acampar por la noche.

¿Qué **no** se puede hacer?

A	
B	
C	
D	

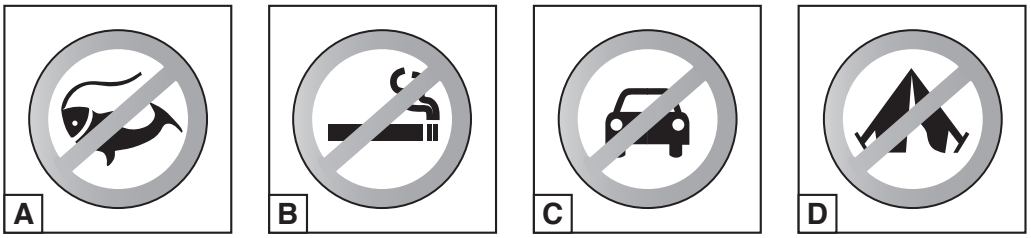

[1]

4 Tu amiga te manda un mensaje:

No voy a salir. Me duele el estómago.

¿Qué le pasa a tu amiga?

A	
B	
C	
D	

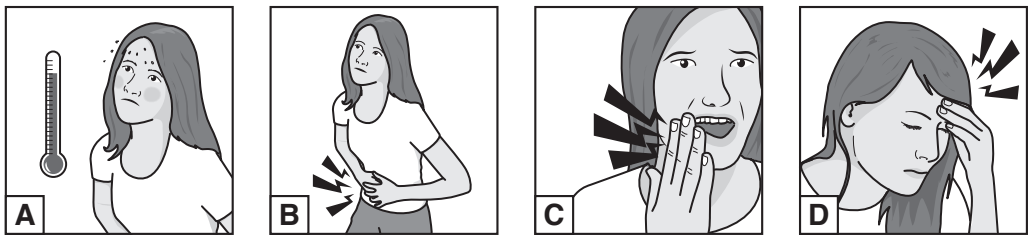

[1]

5 En el polideportivo, lees:

Competición de patinaje del 2 al 12 de octubre

¿Qué competición hay en octubre?

A	
B	
C	
D	



[1]

[Total: 5]

Need a home tutor? Visit smiletutor.sg

Ejercicio 2 Preguntas 6–10

Mira los dibujos.













Indica tu respuesta, colocando A, B, C, D, E o F en la casilla que corresponda.

6 Juan: “Esta tarde tengo que hacer deberes.” ☐ [1]

7 Óliver: “Por la noche voy a cenar fuera.” ☐ [1]

8 Enrique: “Mañana canto en la iglesia.” ☐ [1]

9 Alberto: “Me voy de vacaciones en barco.” ☐ [1]

10 Paco: “Quiero comprarme unos zapatos marrones.” ☐ [1]

[Total: 5]

Need a home tutor? Visit smiletutor.sg

Ejercicio 3 Preguntas 11–15

Lee el texto con atención. Para cada pregunta indica tu respuesta escribiendo una X en la casilla correcta.

Comentario personal: ¿Quién es Marta?

Nos habla **Ana**...

Marta es la hermana pequeña de mi madre. No tengo más tíos. Lo mejor: tenemos las dos la misma edad. Vive en un piso a cinco minutos de mi casa aunque en otra calle. Nos vemos casi todos los días. Marta y yo somos bastante diferentes. Por ejemplo, a mí me encantan los dulces y a ella las verduras.

El año pasado fuimos de vacaciones juntas. Como Marta odia la playa, pasamos unos días en una granja en la montaña.

Marta trabaja en una librería los fines de semana pero yo tengo que ayudar en casa.

11 Marta es…

A		la prima de Ana.
B		la abuela de Ana.
C		la tía de Ana. [1]

12 Ana y Marta…

A		comparten un piso.
B		se ven con frecuencia.
C		viven en la misma calle. [1]

Need a home tutor? Visit smiletutor.sg

© UCLES 2019

13 ¿Qué le gustan a Marta?

A		los dulces
B		las verduras
C		las hamburguesas

[1]

14 ¿Adónde fueron Ana y Marta el año pasado?

A		a una granja
B		a esquiar
C		a la costa

[1]

15 ¿Dónde trabaja Marta?

A		en una tienda
B		en la biblioteca
C		en el polideportivo

[1]

[Total: 5]

Need a home tutor? Visit smiletutor.sg

Sección 2

Ejercicio 1 Preguntas 16–20

Lee este anuncio.

Arte en el museo: horario especial de verano

Este verano, el museo no cierra: visítalo a cualquier hora del día y de la noche.

Si vienes con tus compañeros de clase y uno de tus profesores, entrarás a mitad de precio.

El tema de la exposición de este mes es el mundo urbano en la Argentina y participan los mejores artistas del país.

¿Cómo llegar?: el museo está en una zona histórica sin aparcamiento. Es mejor tomar el metro hasta la estación que está justo enfrente de la entrada.

¿Te gustaría ser voluntario del museo? Necesitamos personas que puedan hablar sobre las obras de arte a los niños de forma divertida. Si te interesa, escríbenos.

¡Ven a visitarnos!

Completa cada frase con una palabra de la lista.

abiertas	ciudad	coche	colegios
cuidar	explicar	familias	limpias
	metro	naturaleza	

16 Las puertas del museo estarán ..... todo el verano. [1]

17 Hay descuentos para ..... . [1]

18 La exposición de este mes es sobre la ..... . [1]

19 Es mala idea ir al museo en ..... . [1]

20 Se buscan voluntarios para ..... las pinturas. [1]

[Total: 5]

Need a home tutor? Visit smiletutor.sg

© UCLES 2019

Dar la vuelta para el Ejercicio 2.

Need a home tutor? Visit smiletutor.sg

Ejercicio 2 Preguntas 21–30

Lee este blog y contesta a las preguntas **en español**.

Mi primer negocio

Hola. Soy Mara. Hoy en el blog os contaré cómo nació mi primer negocio. Normalmente hablo sobre mi familia y no menciono el trabajo, pero pensé que podría ser interesante explicar cómo empecé en el mundo de los negocios.

Todos sabéis que soy dueña de una fábrica de muebles y me encanta mi trabajo, pero en mi primer negocio vendía ropa.

Todo empezó durante las fiestas de mi pueblo cuando tenía 15 años. En las fiestas, los vecinos van bailando y cantando por las calles principales, con las bandas de música. Además, hay que vestirse de blanco. A mí me parecía un poco aburrido ir del mismo color y decidí hacer dibujos en mi ropa. Mis amigos y vecinos apoyaron la idea y yo les hice dibujos en su ropa también. Al año siguiente, compré camisetas en el mercado, dibujé en ellas cosas típicas del pueblo y se las vendí a mis amigos.

Poco a poco gané clientes. La mayoría era gente del pueblo pero, para mi sorpresa, también había turistas interesados. Mi pequeña "empresa" duró tres años. La dejé cuando fui a la universidad. Gané suficiente para pagar mi primer viaje al extranjero.

Con mi primer negocio aprendí que es esencial, sin ninguna duda, hacer lo que te gusta, así que os invito a seguir mi consejo.

Need a home tutor? Visit smiletutor.sg

© UCLES 2019

21 ¿De qué trata el blog de Mara por lo general?

..... [1]

22 ¿Qué productos hacen en el negocio de Mara ahora?

..... [1]

23 ¿Dónde baila la gente en las fiestas del pueblo de Mara?

..... [1]

24 ¿Cuál era la opinión de Mara sobre llevar ropa blanca durante las fiestas?

..... [1]

25 ¿Cómo reaccionaron los vecinos del pueblo al ver los dibujos en la ropa de Mara?

..... [1]

26 ¿Qué vendió Mara a sus amigos un año después?

..... [1]

27 A Mara, ¿qué tipo de clientes le sorprendía tener?

..... [1]

28 ¿Cuánto tiempo tuvo Mara su primer negocio?

..... [1]

29 ¿Adónde fue Mara con el dinero que ganó en su primer negocio?

..... [1]

30 Para Mara, ¿qué es lo más importante?

..... [1]

[Total: 10]

Need a home tutor? Visit smiletutor.sg

Sección 3

Ejercicio 1 Preguntas 31–35

Lee este artículo e indica si las afirmaciones que siguen son verdaderas o falsas. **Si son FALSAS, escribe una frase en español para corregirlas.**

ATENCIÓN: hay 2 afirmaciones que son **VERDADERAS** y 3 afirmaciones que son **FALSAS**.

Un año estudiando y viajando por Europa

Mónica es mexicana y vive en España desde hace casi un año.

¿Qué haces en Madrid, Mónica?

Conseguí una beca para estudiar aquí con un equipo de científicos de la universidad. Fui la única persona de mi país que logré esta beca. Estoy muy orgullosa.

¿Habías estado en el extranjero antes?

No. Muchos piensan que, como México está cerca del Caribe y de los Estados Unidos, estamos acostumbrados a viajar a esos lugares, pero no es así. De hecho, en mi familia nadie ha salido nunca del país. Antes de venir aquí, yo ni siquiera me había subido a un avión.

Has viajado por toda Europa. ¿Tienes mucho tiempo libre?

Pienso que tengo que conocer otros lugares. En la universidad trabajo mucho unas semanas y luego puedo pedir días libres. Mis profesores me animan a hacerlo porque, claro, necesito su permiso.

¿Por qué viajas en tren?

En Europa las distancias son cortas, comparado con mi país, así que no es problema. Se ven anuncios de vuelos baratos pero para mí no lo son tanto. Un compañero recomendó comprar un billete de tren para jóvenes, y eso hice, porque con él puedo viajar por muchos países.

¿Está siendo positiva esta experiencia?

¡Sí! He visitado ya 10 países. Al principio, me preocupaba no conocer a nadie pero en seguida hice amigos de viaje. Antes de viajar, me informé bien sobre los barrios peligrosos en las ciudades adonde iría. Así, pude evitarlos y, por eso, no tuve ningún problema serio.

¿Qué consejo darías a los jóvenes que quieran hacer lo mismo?

Aunque parezca un consejo muy tonto, les diría que lleven una mochila mejor que una maleta pequeña. ¡Y que no la llenen de cosas porque la mayoría no las van a usar! Si necesitas algo urgentemente, lo puedes comprar o pedírselo a alguien.

Need a home tutor? Visit smiletutor.sg

© UCLES 2019

Ejemplo:	**VERDADERO**	**FALSO**
Varios mexicanos consiguieron la beca que tiene Mónica.		✘

Fue la única persona de su país.

.....

		VERDADERO	**FALSO**
31	En la familia de Mónica, están acostumbrados a viajar a otros países con frecuencia.		

.....

		VERDADERO	**FALSO**
32	Los profesores de Mónica en Madrid se enfadan cuando se toma días libres.		

.....

		VERDADERO	**FALSO**
33	Mónica compró el billete de tren gracias a un anuncio que vio.		

.....

		VERDADERO	**FALSO**
34	Mónica sabía cuáles eran las zonas menos seguras en las ciudades que visitó.		

.....

		VERDADERO	**FALSO**
35	Mónica recomienda llevar una mochila en vez de una maleta.		

.....

[Total: 8]

Need a home tutor? Visit smiletutor.sg

Ejercicio 2 Preguntas 36–42

Lee este artículo y contesta a las preguntas **en español**.

Problema en el baloncesto

Luis tiene 14 años y, aparte de estudiar en el instituto, entrena con un club de baloncesto varias veces por semana. Como en casi todos los deportes, los fines de semana los diferentes equipos de la región, incluido el de Luis, juegan partidos entre ellos. “Es una competición pero lo hacemos para divertirnos. Aunque nos gusta ganar, para nosotros no es el fin del mundo si perdemos,” dice Luis.

Recientemente, Luis ha visto un cambio en los partidos. “Es culpa de ciertos padres,” nos dice Luis. “Se pasan el tiempo gritando al árbitro. Lo que deberían hacer es animar a sus hijos pero no es así. Los jugadores estamos hartos porque el ambiente durante el partido se hace muy desagradable.”

Luis no entiende por qué los padres son así. “Algunos padres piensan que su hijo es una estrella del deporte en vez de un niño. No solo hay problemas durante el partido. En otras temporadas, después de jugar un partido, yo siempre charlaba un rato con los jugadores del otro equipo pero ahora no puedo y, la verdad, eso me pone muy triste,” cuenta Luis.

La semana pasada Luis decidió quejarse al director del club escribiendo una carta que se ha compartido en todas las redes sociales desde entonces. Luis dice: “Durante un partido, unos padres empezaron a pelearse entre ellos. Yo, cuando vi eso, me fui de la cancha. Me sentía fatal. Al día siguiente decidí que esto no podía continuar, por eso escribí la carta.”

En la carta, Luis explica que los padres agresivos no entienden que, en cualquier deporte, lo principal es pasarlo bien, y tienen que quedarse en casa. Todos los jugadores apoyan a Luis. “Espero que las cosas cambien en la cancha, porque quiero seguir disfrutando de mi deporte favorito,” dice.

Need a home tutor? Visit smiletutor.sg

© UCLES 2019

36 ¿Cuándo compite Luis con su equipo?

..... [1]

37 ¿Cuál es la actitud de Luis cuando no gana un partido?

..... [1]

38 Según Luis, ¿qué hace desagradable el ambiente en los partidos ahora?

..... [1]

39 ¿Con quién le gustaría a Luis hablar al terminar un partido?

..... [1]

40 ¿Por qué mucha gente ha tenido la oportunidad de leer la carta de Luis?

..... [1]

41 ¿Qué hizo Luis en el momento en el que vio a unos padres peleándose?

..... [1]

42 ¿Dónde cree Luis que deberían estar los padres que no se porten bien?

..... [1]

[Total: 7]

Need a home tutor? Visit smiletutor.sg

© UCLES 2019

BLANK PAGE

Permission to reproduce items where third-party owned material protected by copyright is included has been sought and cleared where possible. Every reasonable effort has been made by the publisher (UCLES) to trace copyright holders, but if any items requiring clearance have unwittingly been included, the publisher will be pleased to make amends at the earliest possible opportunity.

To avoid the issue of disclosure of answer-related information to candidates, all copyright acknowledgements are reproduced online in the Cambridge Assessment International Education Copyright Acknowledgements Booklet. This is produced for each series of examinations and is freely available to download at www.cambridgeinternational.org after the live examination series.

Cambridge Assessment International Education is part of the Cambridge Assessment Group. Cambridge Assessment is the brand name of the University of Cambridge Local Examinations Syndicate (UCLES), which itself is a department of the University of Cambridge.

Need a home tutor? Visit smiletutor.sg

Cambridge Assessment International Education
Cambridge International General Certificate of Secondary Education

CANDIDATE NAME									
CENTRE NUMBER						CANDIDATE NUMBER				

0239190734

SPANISH **0530/41**

Paper 4 Writing **May/June 2019**

1 hour

Candidates answer on the Question Paper.

No Additional Materials are required.

READ THESE INSTRUCTIONS FIRST

Write your centre number, candidate number and name in the spaces at the top of this page.
Write in dark blue or black pen.
Do not use staples, paper clips, glue or correction fluid.
DO **NOT** WRITE IN ANY BARCODES.

Answer **three** questions: Question **1**, Question **2 and** Question **3(a) or** Question **3(b) or** Question **3(c)**.

The number of marks is given in brackets [ ] at the end of each question or part question.

This syllabus is regulated for use in England, Wales and Northern Ireland as a Cambridge International Level 1/Level 2 Certificate.

This document consists of **6** printed pages and **2** blank pages.

DC (LK) 162266/2
© UCLES 2019

Cambridge Assessment International Education

[Turn over

Need a home tutor? Visit smiletutor.sg

BLANK PAGE

Need a home tutor? Visit smiletutor.sg

© UCLES 2019

Sección 1

1 ¿Dónde vives?

Haz una lista **en español** de **8** cosas que hay en tu barrio.



Ejemplo:





Ejemplo: Hospital

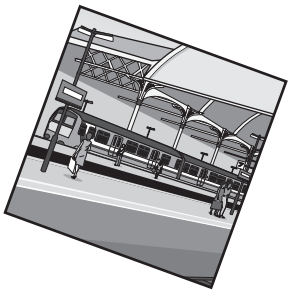



1 _____

2 _____

3 _____

4 _____

5 _____

6 _____

7 _____

8 _____











[Total: 5]

Need a home tutor? Visit smiletutor.sg

© UCLES 2019

[Turn over

2 Una fiesta en casa

- Describe cómo se celebra una fiesta típica en tu casa.
- ¿Por qué te gusta esta fiesta?
- ¿Cuál es tu fiesta preferida del año?
- ¿Cómo sería tu fiesta ideal? Explica por qué.

Debes escribir entre 80 y 90 palabras **en español**.

.....

.....

.....

.....

.....

.....

.....

.....

.....

.....

.....

.....

.....

.....

[Total: 15]

Need a home tutor? Visit smiletutor.sg

Dar la vuelta para la Sección 2.

Need a home tutor? Visit smiletutor.sg

Sección 2

3 Elige **uno** de estos temas.

Debes escribir entre 130 y 140 palabras en español.

(a) Una visita a un lugar nuevo

Escribe un e-mail a tu amigo/amiga sobre un lugar que has visitado.

- Describe el lugar.
- ¿Cómo fue el viaje?
- ¿Qué aprendiste sobre este sitio?
- ¿Por qué vale la pena visitar este sitio?
- ¿Qué es lo bueno **o** lo malo de conocer nuevos lugares?

O

(b) Ayudar a la gente mayor

Escribe un artículo sobre este tema.

- Describe un día que pasaste con una persona mayor.
- ¿De qué hablasteis?
- Durante una semana típica, ¿cómo ayudas tú a una persona mayor?
- Explica por qué los jóvenes deben ayudar a los mayores.
- En tu opinión, ¿cuáles son las ventajas de pasar tiempo con los mayores?

O

(c) "Estaba leyendo un libro cuando encontré una foto con un mensaje…"

Continúa la historia.

- ¿Qué había en la foto?
- ¿Cómo te sentiste al leer el mensaje? **y** explica por qué.
- Cuenta lo que hiciste después de leer el mensaje.
- ¿Qué vas a hacer con la foto?

Need a home tutor? Visit smiletutor.sg

© UCLES 2019

ESCRIBE TU RESPUESTA A LA PREGUNTA 3 AQUÍ

[Total: 30]

Need a home tutor? Visit smiletutor.sg

© UCLES 2019

BLANK PAGE

Permission to reproduce items where third-party owned material protected by copyright is included has been sought and cleared where possible. Every reasonable effort has been made by the publisher (UCLES) to trace copyright holders, but if any items requiring clearance have unwittingly been included, the publisher will be pleased to make amends at the earliest possible opportunity.

To avoid the issue of disclosure of answer-related information to candidates, all copyright acknowledgements are reproduced online in the Cambridge Assessment International Education Copyright Acknowledgements Booklet. This is produced for each series of examinations and is freely available to download at www.cambridgeinternational.org after the live examination series.

Cambridge Assessment International Education is part of the Cambridge Assessment Group. Cambridge Assessment is the brand name of the University of Cambridge Local Examinations Syndicate (UCLES), which itself is a department of the University of Cambridge.

Need a home tutor? Visit smiletutor.sg

Cambridge IGCSE

Cambridge Assessment International Education
Cambridge International General Certificate of Secondary Education

CANDIDATE NAME									
CENTRE NUMBER						CANDIDATE NUMBER			

6775253040

SPANISH **0530/42**

Paper 4 Writing **May/June 2019**

1 hour

Candidates answer on the Question Paper.

No Additional Materials are required.

READ THESE INSTRUCTIONS FIRST

Write your centre number, candidate number and name in the spaces at the top of this page.
Write in dark blue or black pen.
Do not use staples, paper clips, glue or correction fluid.
DO **NOT** WRITE IN ANY BARCODES.

Answer **three** questions: Question **1**, Question **2 and** Question **3(a) or** Question **3(b) or** Question **3(c)**.

The number of marks is given in brackets [ ] at the end of each question or part question.

This syllabus is regulated for use in England, Wales and Northern Ireland as a Cambridge International Level 1/Level 2 Certificate.

This document consists of **6** printed pages and **2** blank pages.

DC (LK) 162267/2
© UCLES 2019

Cambridge Assessment International Education

[Turn over

Need a home tutor? Visit smiletutor.sg

BLANK PAGE

Need a home tutor? Visit smiletutor.sg

© UCLES 2019

Sección 1

1 Estás en la estación de tren.

Haz una lista **en español** de **8** cosas que puedes ver.

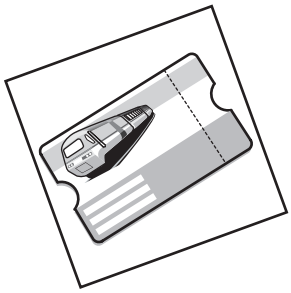

Ejemplo:





Ejemplo: Tren





1 _____

2 _____

3 _____

4 _____

5 _____

6 _____

7 _____

8 _____











[Total: 5]

Need a home tutor? Visit smiletutor.sg

© UCLES 2019

[Turn over

2 Mi dieta

- Describe la comida en tu colegio.
- ¿Cuál es tu comida preferida?
- ¿Prefieres comer en casa o en un restaurante? ¿Por qué?
- ¿Cómo vas a cambiar tu dieta para tener una vida más sana?

Debes escribir entre 80 y 90 palabras **en español**.

.....

.....

.....

.....

.....

.....

.....

.....

.....

.....

.....

.....

.....

.....

[Total: 15]

Need a home tutor? Visit smiletutor.sg

© UCLES 2019

Dar la vuelta para la Sección 2.

Need a home tutor? Visit smiletutor.sg

Sección 2

3 Elige **uno** de estos temas.

Debes escribir entre 130 y 140 palabras en español.

(a) Una excursión organizada por tu colegio

Escribe un e-mail a tu amigo/amiga sobre la excursión.

- ¿Adónde fuiste de excursión?
- ¿Qué actividades hiciste con tus compañeros?
- ¿Cuándo será la próxima excursión con tu colegio?
- ¿Cuál es tu opinión de las excursiones organizadas por tu colegio?
- ¿Te gusta viajar con tu familia? Explica por qué.

O

(b) La naturaleza en tu región

Escribe un artículo sobre este tema.

- En tu región, ¿dónde puedes disfrutar de la naturaleza?
- Describe cómo pasaste un día en el campo.
- ¿Qué tiempo hacía ese día?
- En tu opinión, ¿cuáles son las ventajas de pasar tiempo en la naturaleza?
- Para ti, ¿es importante proteger el medio ambiente? Explica por qué.

O

(c) "Cuando salí del colegio vi un accidente..."

Continúa la historia.

- ¿Qué planes tenías antes de ver el accidente?
- Describe lo que viste.
- ¿Qué hicisteis tú y tus amigos para ayudar?
- ¿Cómo te sentiste después? Explica por qué.

Need a home tutor? Visit smiletutor.sg

© UCLES 2019

ESCRIBE TU RESPUESTA A LA PREGUNTA 3 AQUÍ

[Total: 30]

Need a home tutor? Visit smiletutor.sg

BLANK PAGE

Permission to reproduce items where third-party owned material protected by copyright is included has been sought and cleared where possible. Every reasonable effort has been made by the publisher (UCLES) to trace copyright holders, but if any items requiring clearance have unwittingly been included, the publisher will be pleased to make amends at the earliest possible opportunity.

To avoid the issue of disclosure of answer-related information to candidates, all copyright acknowledgements are reproduced online in the Cambridge Assessment International Education Copyright Acknowledgements Booklet. This is produced for each series of examinations and is freely available to download at www.cambridgeinternational.org after the live examination series.

Cambridge Assessment International Education is part of the Cambridge Assessment Group. Cambridge Assessment is the brand name of the University of Cambridge Local Examinations Syndicate (UCLES), which itself is a department of the University of Cambridge.

Need a home tutor? Visit smiletutor.sg

Cambridge IGCSE

Cambridge Assessment International Education
Cambridge International General Certificate of Secondary Education

CANDIDATE NAME									
CENTRE NUMBER						CANDIDATE NUMBER				

8508108225

SPANISH **0530/43**

Paper 4 Writing **May/June 2019**

1 hour

Candidates answer on the Question Paper.

No Additional Materials are required.

READ THESE INSTRUCTIONS FIRST

Write your centre number, candidate number and name in the spaces at the top of this page.
Write in dark blue or black pen.
Do not use staples, paper clips, glue or correction fluid.
DO **NOT** WRITE IN ANY BARCODES.

Answer **three** questions: Question **1**, Question **2 and** Question **3(a) or** Question **3(b) or** Question **3(c)**.

The number of marks is given in brackets [ ] at the end of each question or part question.

This syllabus is regulated for use in England, Wales and Northern Ireland as a Cambridge International Level 1/Level 2 Certificate.

This document consists of **6** printed pages and **2** blank pages.

DC (LK) 162268/3
© UCLES 2019

Cambridge Assessment International Education

[Turn over

Need a home tutor? Visit smiletutor.sg

BLANK PAGE

Need a home tutor? Visit smiletutor.sg

© UCLES 2019

Sección 1

1 Vas a comprar comida y bebida para una fiesta.

Haz una lista **en español** de **8** cosas que compras.



Ejemplo:





Ejemplo: Helado



1 _____

2 _____

3 _____

4 _____

5 _____

6 _____

7 _____

8 _____





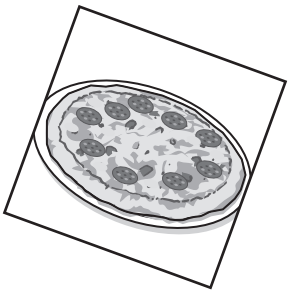







[Total: 5]

Need a home tutor? Visit smiletutor.sg

© UCLES 2019

[Turn over

2 La televisión

- ¿Qué tipo de programas te gusta ver?
- Describe tu programa favorito.
- ¿Cuándo **y** con quién ves la televisión?
- ¿Te gustaría conocer a una persona famosa de la televisión? Explica por qué.

Debes escribir entre 80 y 90 palabras **en español**.

.....

.....

.....

.....

.....

.....

.....

.....

.....

.....

.....

.....

.....

.....

[Total: 15]

Need a home tutor? Visit smiletutor.sg

Dar la vuelta para la Sección 2.

Need a home tutor? Visit smiletutor.sg

Sección 2

3 Elige **uno** de estos temas.

Debes escribir entre 130 y 140 palabras en español.

(a) Una obra de teatro en tu colegio

Escribe un e-mail a tu amigo/amiga sobre una obra de teatro en tu colegio.

- ¿De qué trató la obra?
- ¿Cómo participaste tú?
- ¿Cuál es tu opinión sobre las obras de teatro en el colegio?
- ¿Cuándo irás al teatro la próxima vez?
- ¿Por qué (no) te gustaría ser actor/actriz en el futuro?

O

(b) La salud

Escribe un artículo sobre este tema.

- Esta semana, ¿qué deportes has practicado?
- ¿Cómo cuidas de tu salud?
- ¿Qué comida sana comiste ayer?
- En tu opinión, ¿cuál es la comida más importante del día?
- Para los jóvenes, ¿por qué es difícil seguir una dieta sana?

O

(c) "Estaba en la playa cuando de repente algo me golpeó…"

Continúa la historia.

- ¿Qué estabas haciendo en la playa?
- Describe lo que pasó.
- ¿Cómo te sentiste en ese momento? Explica por qué.
- ¿Cómo reaccionó la gente en la playa?

Need a home tutor? Visit smiletutor.sg

© UCLES 2019

ESCRIBE TU RESPUESTA A LA PREGUNTA 3 AQUÍ

[Total: 30]

Need a home tutor? Visit smiletutor.sg

© UCLES 2019

BLANK PAGE

Permission to reproduce items where third-party owned material protected by copyright is included has been sought and cleared where possible. Every reasonable effort has been made by the publisher (UCLES) to trace copyright holders, but if any items requiring clearance have unwittingly been included, the publisher will be pleased to make amends at the earliest possible opportunity.

To avoid the issue of disclosure of answer-related information to candidates, all copyright acknowledgements are reproduced online in the Cambridge Assessment International Education Copyright Acknowledgements Booklet. This is produced for each series of examinations and is freely available to download at www.cambridgeinternational.org after the live examination series.

Cambridge Assessment International Education is part of the Cambridge Assessment Group. Cambridge Assessment is the brand name of the University of Cambridge Local Examinations Syndicate (UCLES), which itself is a department of the University of Cambridge.

Need a home tutor? Visit smiletutor.sg

Cambridge Assessment International Education
Cambridge International General Certificate of Secondary Education

SPANISH **0530/11**

Paper 1 Listening **May/June 2019**

TRANSCRIPT

Approx. 45 minutes

This syllabus is approved for use in England, Wales and Northern Ireland as a Cambridge International Level 1/Level 2 Certificate.

This document consists of **12** printed pages.

© UCLES 2019

Need a home tutor? Visit smiletutor.sg

TRACK 1

ENG This is the Cambridge Assessment International Education, Cambridge IGCSE, June 2019 Examination, in Spanish. Paper 1, Listening.

TRACK 2

M1 **Sección 1**

M1 **Ejercicio 1. Preguntas 1 a 8.**

M1 En esta sección del examen vas a oír una serie de observaciones o diálogos cortos que podrías oír en países donde se habla español.

M1 Para cada pregunta indica tu respuesta escribiendo una X en la casilla correcta.

M1 Vas a oír cada observación o diálogo dos veces.

M1 Vas a visitar a una amiga española.

M1 **Número 1**

M1 Tu amiga dice:

* [SETTING: INTERIOR]

F2 *Vivo en el número cincuenta.*

M1 ¿Qué número es la casa de tu amiga? **

PAUSE 00'10"
REPEAT FROM * TO **
PAUSE 00'05"

M1 **Número 2**

M1 Tu amiga te dice:

* [SETTING: INTERIOR]

F2 *Te presento a mi abuelo Juan.*

M1 ¿A quién te presenta? **

PAUSE 00'10"
REPEAT FROM * TO **
PAUSE 00'05"

Need a home tutor? Visit smiletutor.sg

© UCLES 2019

M1 **Número 3**

M1 Más tarde, tu amiga dice:

* [SETTING: INTERIOR]

F2 *Tengo que pasar la aspiradora antes de salir.*

M1 ¿Qué tiene que hacer tu amiga? **

PAUSE 00'10"
REPEAT FROM * TO **
PAUSE 00'05"

M1 **Número 4**

M1 Cuando entras, tu amiga te dice:

* [SETTING: INTERIOR]

F2 *¡Tengo mucha sed!*

M1 ¿Qué le pasa a tu amiga? **

PAUSE 00'10"
REPEAT FROM * TO **
PAUSE 00'05"

M1 **Número 5**

M1 Tu amiga te pregunta:

* [SETTING: INTERIOR]

F2 *¿Quieres ir al polideportivo?*

M1 ¿Adónde quiere ir tu amiga? **

PAUSE 00'10"
REPEAT FROM * TO **
PAUSE 00'05"

Need a home tutor? Visit smiletutor.sg

© UCLES 2019

[Turn over

M1 **Número 6**

M1 Tu amiga te dice:

* [SETTING: INTERIOR]

F2 *¡Aquí tienes tu chaqueta!*

M1 ¿Qué te da tu amiga? **

PAUSE 00'10"
REPEAT FROM * TO **
PAUSE 00'05"

M1 **Número 7**

M1 Al salir, tu amiga dice:

* [SETTING: INTERIOR]

F2 *Hay mucha niebla. ¡No se ve nada!*

M1 ¿Qué tiempo hace? **

PAUSE 00'10"
REPEAT FROM * TO **
PAUSE 00'05"

M1 **Número 8**

M1 Más tarde, tu amiga sugiere:

* [SETTING: INTERIOR]

F2 Podemos volver en taxi.

M1 ¿Cómo sugiere tu amiga volver? **

PAUSE 00'10"
REPEAT FROM * TO **
PAUSE 00'05"

Need a home tutor? Visit smiletutor.sg

© UCLES 2019

TRACK 3

M1 **Ejercicio 2. Preguntas 9 a 15.**

M1 Vas a oír un anuncio de bienvenida de un zoológico en Argentina. Escúchalo con atención y completa la ficha en español. Habrá una pausa durante el anuncio.

M1 Vas a oír el anuncio dos veces, pero antes tienes unos segundos para leer las preguntas.

PAUSE 00'30"

* [SETTING: INTERIOR]

M2 *¡Bienvenidos al Zoológico Nacional de Argentina! Están en el zoológico más grande y conocido del país. Les recordamos que cerramos a las siete y media de la tarde y les aseguramos que no se van a aburrir.*

Si han venido en coche, es gratuito el estacionamiento. También hay un servicio de autobuses disponible todo el día. Pueden comprar el billete en el autobús.

En la oficina de información junto a la entrada vendemos mapas y también ofrecemos más información sobre el zoológico.

Además, al lado de la oficina, hay un cajero automático para sacar dinero si lo necesitan.

PAUSE 00'05"

M2 *Seguro que van a disfrutar viendo nuestros animales. Al mediodía, hay un espectáculo especial para niños donde podrán ver los pájaros más bonitos del país.*

Por la tarde les invitamos a la charla sobre animales de África. Tanto niños como adultos van a aprender cómo viven los animales más conocidos de allá.

Será un día muy largo. Si no tienen alojamiento reservado, el Hotel Estrellas está a diez minutos andando de aquí. Les deseamos un día lleno de diversión. **

PAUSE 00'10"

M1 Ahora vas a oír el anuncio por segunda vez.

REPEAT FROM * TO **
PAUSE 00'10"

Need a home tutor? Visit smiletutor.sg

TRACK 4

M1 **Sección 2**

M1 **Ejercicio 1. Pregunta 16.**

M1 Vas a oír la opinión de cuatro jóvenes sobre su familia.

M1 Escucha lo que dicen con atención y escribe una X en la casilla si la afirmación es Verdad.

M1 Hay que marcar solo 6 casillas.

M1 Vas a oír lo que dicen dos veces, pero antes tienes unos segundos para leer las afirmaciones.

PAUSE 00'30"

M1 Escucha lo que dicen los jóvenes.

* [SETTING: INTERIOR]

M2 *Hola, soy Carlos. Mi hermano y yo nos entendemos de forma excelente y para mí es mi mejor amigo. Somos gemelos y somos casi iguales. La gente no puede decir quién es él y quién soy yo. Incluso nos vestimos y nos cortamos el pelo igual. Lo único es que jugamos en diferentes equipos de fútbol. Me encanta tener un gemelo y odio separarme de él.*

PAUSE 00'05"

F2 *Me llamo Laura y tengo el mejor abuelo del mundo. Desde que era pequeña mi abuelo y yo montamos en bicicleta todos los domingos. Me encanta porque tiene más de setenta años pero se entrena todos los días. Antes incluso participaba en competiciones. ¡Además siempre está sonriendo! Él siempre cuenta chistes graciosos y me hace reír.*

PAUSE 00'05"

M1 *Me llamo Pedro y nunca me peleo con mi padre. Mi padre es muy tranquilo y no le preocupa nada, mientras que yo soy muy nervioso. Siempre que tengo un problema, me prepara un chocolate caliente, nos sentamos en el sofá del salón y charlamos durante horas. Cuando hablo con él, me da buenos consejos y eso me ayuda a estar más tranquilo.*

PAUSE 00'05"

F1 *Me llamo Lucila y echo mucho de menos a mi madre. Como es médica, pasa mucho tiempo en el hospital y ayuda a mucha gente con problemas de salud. ¡La última vez que la vi fue hace siete días! Cuando era pequeña, mi madre cuidaba de mí en casa, pero ahora es diferente. Lo bueno es que cuando tiene tiempo libre, vamos de tiendas y le cuento mis cosas.* **

PAUSE 00'10"

M1 Ahora vas a oír a los jóvenes por segunda vez.

REPEAT FROM * TO **
PAUSE 00'10"

Need a home tutor? Visit smiletutor.sg

© UCLES 2019

TRACK 5

M1 **Ejercicio 2. Preguntas 17 a 25.**

M1 Vas a oír una entrevista con Antonio Lorenzo, un joven profesor que acaba de participar en un proyecto para mejorar el parque de su pueblo.

M1 Escúchala con atención y contesta a las preguntas.

M1 Habrá una pausa durante la entrevista.

M1 **Primera parte: Preguntas 17 a 21.**

M1 En cada frase hay algo que no corresponde a lo que se dice en la entrevista. Escucha la entrevista y escribe la palabra correcta en español.

M1 Vas a oír la primera parte de la entrevista dos veces, pero antes tienes unos segundos para leer las preguntas 17 a 21.

PAUSE 00'30"

* [SETTING: INTERIOR]

F1 *Buenos días, Antonio. Cuéntenos, ¿cuál fue el proyecto de su grupo?*

M2 *Queríamos mejorar el parque en nuestro pueblo. Al principio, solo pensábamos plantar más árboles, pero hemos hecho mucho más.*

F1 *¿Cómo tuvieron esta idea?*

M2 *Yo soy profesor en un colegio primario y en una clase pedimos a los alumnos compartir ideas de cómo mejorar el pueblo. Arreglar el parque era lo que querían algunos alumnos. Esto me pareció lo mejor.*

F1 *¿Y qué dijeron exactamente?*

M2 *Los alumnos dijeron que el parque estaba muy vacío y por eso no les gustaba. La verdad es que en el parque no había casi nada.*

F1 *Ya veo.*

M2 *Un alumno sugirió que él podría llevar una planta de su casa al parque y que, si todos hacían eso, entonces el parque estaría más bonito.*

F1 *¡Qué bien!*

M2 *Sí. A todos los niños les pareció una idea fantástica y a los profesores también. Así que empezamos a pensar cómo mejorar el parque en un día.* **

PAUSE 00'20"

M1 Ahora vas a oír la primera parte de la entrevista por segunda vez.

REPEAT FROM * TO **
PAUSE 00'20"

Need a home tutor? Visit smiletutor.sg

M1 **Segunda parte: Preguntas 22 a 25.**

M1 Vas a oír la segunda parte de la entrevista dos veces. Escúchala y contesta a las preguntas en español. Tienes unos segundos para leer las preguntas.

PAUSE 00'30"

*** [SETTING: INTERIOR]

F1 *¿Cómo organizaron el proyecto?*

M2 *Lo primero fue hacer una encuesta a los vecinos del pueblo. Después, para compartir la información, el grupo hizo una reunión. Participamos varios profesores y los niños, por supuesto.*

F1 *¿Fue difícil ponerse de acuerdo?*

M2 *¡Para nada! Decidimos lo que íbamos a hacer en menos de dos horas porque todos los niños querían ayudar.*

F1 *¿Y los padres también?*

M2 *¡Sí! Lo que hicieron los padres el lunes fue ofrecer dinero. Así, pudimos comprar lo necesario y el sábado vinieron con los niños para arreglar el parque.*

F1 *El sábado fue el gran día, ¿verdad?*

M2 *Pues sí. El sábado por la mañana temprano quedamos en el patio del colegio y desde allí nos fuimos todos al parque. No terminamos hasta las nueve de la noche. El proyecto ha sido muy útil para los niños y ¡para el pueblo, claro!* ****

PAUSE 00'20"

M1 Ahora vas a oír la segunda parte de la entrevista por segunda vez.

REPEAT FROM *** TO ****
PAUSE 00'20"

Need a home tutor? Visit smiletutor.sg

© UCLES 2019

TRACK 6

M2 **Sección 3**

M2 **Ejercicio 1. Preguntas 26 a 31.**

M2 Vas a oír una entrevista con Mario Peralta, un bombero que nos habla de su trabajo.

M2 Escúchala con atención y contesta a las preguntas escribiendo una X en la casilla correcta.

M2 Habrá una pausa durante la entrevista.

M2 Vas a oír la entrevista dos veces, pero antes tienes unos segundos para leer las preguntas.

PAUSE 01'00"

* [SETTING: INTERIOR]

F1 *Bienvenido al programa, Mario. ¿Cuándo decidiste hacerte bombero?*

M1 *A los veintidós años me uní a los bomberos como voluntario. De eso hace ya mucho tiempo. No tenía experiencia alguna en ningún trabajo así que tuve que empezar desde cero. Durante los primeros meses lo único que hacía era seguir a los compañeros con experiencia para aprender de ellos.*

F1 *¿A tu familia le pareció buena idea?*

M1 *A mi madre no le pareció bien para nada. Pensaba que había muchos riesgos y siempre temía por mi vida. Sin embargo, nunca me pidió dejarlo. Cuando conocí a mi mujer, fue mucho menos difícil porque yo ya era bombero. Como no estoy lejos de casa, siempre puedo volver todos los días y pasar tiempo con la familia.*

F1 *¿Cuál ha sido tu experiencia más difícil?*

M1 *Después de haber tenido que apagar más de doscientos incendios, es difícil decidir. Sin embargo, recuerdo bien uno en un camping en Figueroa. Cuando llegamos estaba todo quemado. Por suerte, no había nadie porque era invierno, así que no hubo muertes. Podría haber sido mucho peor.*

PAUSE 00'15"

F1 *¿Qué cambiarías en tu trabajo?*

M1 *Esta profesión es muy emocionante y los compañeros siempre nos apoyamos los unos a los otros. A pesar de ello, si no reducimos el horario de trabajo, pondremos en riesgo nuestra vida.*

F1 *¿Hasta cuándo seguirás en este trabajo?*

M1 *Bueno, es un trabajo en el que se necesita estar en forma y yo ya soy bastante mayor. Estaré jubilado en poco tiempo así que ahora estoy intentando pasar mi experiencia a los más jóvenes. Para mí, los mejores en la profesión son aquellos que tienen más ganas de aprender. En este trabajo, como en muchos otros, siempre hay algo nuevo.*

F1 *¿Qué planes tienes para el futuro?*

Need a home tutor? Visit smiletutor.sg

M1 *Pues, tengo una casa en la sierra y cuando esté jubilado dentro de cinco años, quisiera disfrutar de una vida tranquila fuera de la ciudad con mi familia. Mi mujer y yo nos iremos allí aunque mi hijo quizás se quede en la ciudad. Él tiene solamente veinte años y se aburriría muchísimo si viviera tan lejos de sus amigos. ***

PAUSE 00'15"

M2 Ahora vas a oír la entrevista por segunda vez.

REPEAT FROM * TO **
PAUSE 00'15"

Need a home tutor? Visit smiletutor.sg

© UCLES 2019

TRACK 7

M1 **Ejercicio 2. Preguntas 32 a 40.**

M1 Vas a oír una entrevista con Lola Pineda, una periodista que ha viajado por el mundo para hacer un programa de televisión.

M1 Escúchala con atención y contesta a las preguntas en español.

M1 Habrá dos pausas durante la entrevista.

M1 Vas a oír la entrevista dos veces, pero antes tienes unos segundos para leer las preguntas.

PAUSE 00'45"

* [SETTING: INTERIOR]

M2 *Hola, Lola. Acabas de volver, ¿no?*

F2 *Sí. He pasado trece meses viajando con lo que siempre me acompaña: una cámara de vídeo. La podía llevar donde quisiera.*

M2 *Visitar treinta y seis países es caro…*

F2 *No he tenido ninguna ayuda económica, ni pública ni privada. Acabé vendiendo mi apartamento y con eso he conseguido cumplir mi sueño.*

M2 *¿Qué hiciste con tu empleo?*

F2 *Pues, tuve que dejarlo. Fue duro ya que me llevaba bien con los compañeros. Sin embargo, al final lo hice.*

PAUSE 00'20"

M2 *¿Qué ha sido lo mejor del viaje?*

F2 *Este viaje me ha convencido de que vivimos en un mundo donde la mayoría de la gente es estupenda. Para mí los que dicen que el mundo es peligroso son demasiado pesimistas.*

M2 *¿Tienes alguna experiencia que recuerdas especialmente?*

F2 *Pues sí. En Buenos Aires se me cayó el monedero en un barrio muy pobre. Unos jóvenes se acercaron para devolvérmelo. ¡Eso no pasaría en todos lados!*

M2 *Conocerías a cientos de personas…*

F2 *Conocí a miles, tanto hombres como mujeres. Pero a quien no olvidaré nunca es a una anciana boliviana. Me invitó a su casa a comer con su familia: ¡veinte personas! ¡Charlamos durante horas!*

PAUSE 00'20"

M2 *¿Cuándo vas a mostrar al público tu programa?*

F2 *Estoy preparando todos los vídeos pero, para un documental de televisión de este tipo, hace falta mucho tiempo. Espero que esté terminado en un par de meses.*

Need a home tutor? Visit smiletutor.sg

M2 *¿Y después?*

F2 *El programa durará unas semanas y ahora mismo estoy muy animada, pero no pienso en ninguna otra cosa. Cuando venga otra buena oportunidad, la aceptaré.*

M2 *También te interesa la cocina, ¿no?*

F2 *Sí, pero es un pasatiempo. La mejor que he probado nunca es la cocina peruana, no tanto por su sabor, sino por su olor. Es algo único. ***

PAUSE 00'45"

M1 Ahora vas a oír la entrevista por segunda vez.

REPEAT FROM * TO **
PAUSE 00'45"

M1 Se ha terminado el examen. Cierra tu cuestionario.

ENG This is the end of the examination.

Permission to reproduce items where third-party owned material protected by copyright is included has been sought and cleared where possible. Every reasonable effort has been made by the publisher (UCLES) to trace copyright holders, but if any items requiring clearance have unwittingly been included, the publisher will be pleased to make amends at the earliest possible opportunity.

To avoid the issue of disclosure of answer-related information to candidates, all copyright acknowledgements are reproduced online in the Cambridge Assessment International Education Copyright Acknowledgements Booklet. This is produced for each series of examinations and is freely available to download at www.cambridgeinternational.org after the live examination series.

Cambridge Assessment International Education is part of the Cambridge Assessment Group. Cambridge Assessment is the brand name of the University of Cambridge Local Examinations Syndicate (UCLES), which itself is a department of the University of Cambridge.

Need a home tutor? Visit smiletutor.sg

Cambridge IGCSE

Cambridge Assessment International Education
Cambridge International General Certificate of Secondary Education

SPANISH **0530/12**

Paper 1 Listening **May/June 2019**

TRANSCRIPT

Approx. 45 minutes

This syllabus is approved for use in England, Wales and Northern Ireland as a Cambridge International Level 1/Level 2 Certificate.

This document consists of **12** printed pages.

© UCLES 2019

Need a home tutor? Visit smiletutor.sg

TRACK 1

ENG This is the Cambridge Assessment International Education, Cambridge IGCSE, June 2019 Examination, in Spanish. Paper 1, Listening.

TRACK 2

M1 **Sección 1**

M1 **Ejercicio 1. Preguntas 1 a 8.**

M1 En esta sección del examen vas a oír una serie de observaciones o diálogos cortos que podrías oír en países donde se habla español.

M1 Para cada pregunta indica tu respuesta escribiendo una X en la casilla correcta.

M1 Vas a oír cada observación o diálogo dos veces.

M1 Tu amiga española prepara una fiesta en casa.

M1 **Número 1**

M1 Tu amiga dice:

* [SETTING: INTERIOR]

F2 *La fiesta va a ser el veintiséis de abril.*

M1 ¿Cuándo será la fiesta? **

PAUSE 00'10"
REPEAT FROM * TO **
PAUSE 00'05"

M1 **Número 2**

M1 Tu amiga dice:

* [SETTING: INTERIOR]

F2 *Mamá, ¿puedes hacer un pastel de frambuesa?*

M1 ¿Qué tipo de pastel quiere tu amiga? **

PAUSE 00'10"
REPEAT FROM * TO **
PAUSE 00'05"

Need a home tutor? Visit smiletutor.sg

© UCLES 2019

M1 **Número 3**

M1 La madre de tu amiga dice:

* [SETTING: INTERIOR]

F1 *Vamos a poner la comida en el salón.*

M1 ¿Dónde vais a poner la comida? **

PAUSE 00'10"
REPEAT FROM * TO **
PAUSE 00'05"

M1 **Número 4**

M1 El hermano de tu amiga dice:

* [SETTING: INTERIOR]

M2 *Podemos comer patatas.*

M1 ¿Qué comida sugiere el hermano de tu amiga? **

PAUSE 00'10"
REPEAT FROM * TO **
PAUSE 00'05"

M1 **Número 5**

M1 Tu amiga dice:

* [SETTING: INTERIOR]

F2 *Viene mi primo, el que tiene pelo largo y rubio.*

M1 ¿Cuál es el primo de tu amiga? **

PAUSE 00'10"
REPEAT FROM * TO **
PAUSE 00'05"

Need a home tutor? Visit smiletutor.sg

M1 **Número 6**

M1 El hermano de tu amiga dice:

* [SETTING: INTERIOR]

M2 *Voy a limpiar el cuarto de baño.*

M1 ¿Qué va a hacer el hermano de tu amiga? **

PAUSE 00'10"
REPEAT FROM * TO **
PAUSE 00'05"

M1 **Número 7**

M1 Tu amiga dice:

* [SETTING: INTERIOR]

F2 *Voy a llevar una falda blanca.*

M1 ¿Qué va a llevar tu amiga? **

PAUSE 00'10"
REPEAT FROM * TO **
PAUSE 00'05"

M1 **Número 8**

M1 La madre de tu amiga dice:

* [SETTING: INTERIOR]

F1 *¡Ay! Tengo que comprar vasos.*

M1 ¿Qué tiene que comprar la madre de tu amiga? **

PAUSE 00'10"
REPEAT FROM * TO **
PAUSE 00'05"

Need a home tutor? Visit smiletutor.sg

© UCLES 2019

TRACK 3

M1 **Ejercicio 2. Preguntas 9 a 15.**

M1 Vas a oír información sobre un camping. Escúchala con atención y completa la ficha en español. Habrá una pausa durante lo que se dice.

M1 Vas a oír la información dos veces, pero antes tienes unos segundos para leer las preguntas.

PAUSE 00'30"

* [SETTING: INTERIOR]

M2 *Bienvenidos al Camping Las Rosas. La recepción está abierta todos los días hasta las ocho de la tarde, pero para el almuerzo cerramos a la una y media.*

Puedes poner la tienda en cualquier sitio excepto en la zona reservada para caravanas.

Para comprar comida os recomendamos hacer las compras en el mercado del pueblo cercano, donde todo es muy barato. Para los niños hay un campo detrás de los servicios donde pueden jugar y hacer deporte.

PAUSE 00'05"

M2 *Si vais a la playa, es difícil aparcar, pero está a solo quince minutos a pie por un camino muy agradable.*

Os recordamos que este es un camping tranquilo, para familias con niños pequeños, así que no tenemos bar ni discoteca, pero hay un camión que viene todas las mañanas a vender pan fresco. Tenemos una pequeña piscina donde los niños pueden entrar acompañados por un adulto.

El precio es veinte euros por noche.

También hay que pagar un pequeño suplemento para las duchas calientes. Espero que os guste vuestra visita al Camping Las Rosas. **

PAUSE 00'10"

M1 Ahora vas a oír el anuncio por segunda vez.

REPEAT FROM * TO **
PAUSE 00'10"

Need a home tutor? Visit smiletutor.sg

TRACK 4

M1 **Sección 2**

M1 **Ejercicio 1. Pregunta 16.**

M1 Vas a oír la opinión de cuatro jóvenes sobre jardines y parques.

M1 Escucha lo que dicen con atención y escribe una X en la casilla si la afirmación es Verdad.

M1 Hay que marcar solo 6 casillas.

M1 Vas a oír lo que dicen dos veces, pero antes tienes unos segundos para leer las afirmaciones.

PAUSE 00'30"

M1 Escucha lo que dicen los jóvenes.

* [SETTING: INTERIOR]

M2 *Hola. Soy Martín. En mi casa en la ciudad no tenemos jardín. Los fines de semana vamos al campo a visitar a mis abuelos. Ellos tienen un jardín grande y un campo donde hay dos caballos. Hay pocas flores porque mi abuelo dice que ¡no sirven para nada! En cambio, él cultiva muchas verduras y volvemos a la ciudad con bolsas de comida fresca.*

PAUSE 00'05"

F2 *Soy Paloma. Nuestra casa tiene un jardín que es precioso porque mi madre planta todo tipo de flores allí. Llevamos quince años aquí, y muchos árboles y plantas ya son bastante grandes. Por eso, en verano cuando hace sol, me gusta sentarme a la sombra a leer. Nuestra casa ya nos queda pequeña pero nunca nos mudaremos porque todos estamos muy orgullosos del jardín.*

PAUSE 00'05"

M1 *Me llamo Benjamín. Nosotros tenemos suerte porque, aunque vivimos en el centro de la ciudad, tenemos un pequeño jardín. No hay sitio para jugar al fútbol pero sí tenemos un espacio para comer al aire libre en verano, lo que nos encanta. A veces cocinamos en el jardín. ¡Yo cocino salchichas mejor que nadie en mi familia! Claro, no son muy saludables pero no me importa comerlas de vez en cuando.*

PAUSE 00'05"

F1 *Soy Alba. Nuestro piso no tiene ni jardín ni terraza donde poner plantas. Sin embargo, vivimos cerca de un parque muy agradable. Hay canchas de tenis baratas de alquilar. Hay un lago y una cafetería pero también hay zonas naturales donde va poca gente. En vez de una casa con jardín, prefiero mi piso junto al parque. ¡Es como tener varios jardines a cincuenta metros de la puerta! ***

PAUSE 00'10"

M1 Ahora vas a oír a los jóvenes por segunda vez.

REPEAT FROM * TO **
PAUSE 00'10"

Need a home tutor? Visit smiletutor.sg

© UCLES 2019

TRACK 5

M1 **Ejercicio 2. Preguntas 17 a 25.**

M1 Vas a oír una entrevista con Laura, una chica mexicana que organizó un servicio de cuidado de niños en su barrio.

M1 Escúchala con atención y contesta a las preguntas.

M1 Habrá una pausa durante la entrevista.

M1 **Primera parte: Preguntas 17 a 21.**

M1 En cada frase hay algo que no corresponde a lo que se dice en la entrevista. Escucha la entrevista y escribe la palabra correcta en español.

M1 Vas a oír la primera parte de la entrevista dos veces, pero antes tienes unos segundos para leer las preguntas 17 a 21.

PAUSE 00'30"

* [SETTING: INTERIOR]

M2 *Hola Laura. Cuéntanos por qué organizaste un servicio cuidando niños en tu barrio.*

F2 *Hace un año, estaba hablando con dos amigas de cómo podíamos ahorrar dinero regularmente. ¡Es que queríamos ir de vacaciones!*

M2 *¿Qué haces cuando cuidas niños?*

F2 *Cuando los padres salen, estoy con los niños; juego con ellos. A veces, después del colegio, si los padres no los pueden recoger, tengo que hacerlo yo.*

M2 *¿Cuánto pagan los padres?*

F2 *Puedes ganar unos ciento sesenta pesos por hora pero depende de la experiencia.*

M2 *¿Cómo juegas con los niños?*

F2 *Según la edad... A muchos les gusta cantar y hacer música. Si hay jardín salimos a jugar con un balón. Otros prefieren juegos tranquilos.*

M2 *¿Tienes que cocinar?*

F2 *Los niños necesitan comer a horas regulares pero no paso mucho tiempo cocinando. Un plato sencillo es suficiente.* **

PAUSE 00'20"

M1 Ahora vas a oír la primera parte de la entrevista por segunda vez.

REPEAT FROM * TO **
PAUSE 00'20"

Need a home tutor? Visit smiletutor.sg

M1 **Segunda parte: Preguntas 22 a 25.**

M1 Vas a oír la segunda parte de la entrevista dos veces. Escúchala y contesta a las preguntas en español. Tienes unos segundos para leer las preguntas.

PAUSE 00'30"

*** [SETTING: INTERIOR]

M2 *¿Cómo empezó el servicio?*

F2 *Ayudando a amigos de mis padres. Luego puse un anuncio en una cafetería y otros padres empezaron a llamarnos. Son cada vez más las familias en las que ambos padres trabajan y alguien tiene que cuidar a los niños.*

M2 *¿Permites a los niños ver la televisión?*

F2 *Un poco de televisión no está mal, sobre todo si ponen su programa favorito. Pero ver demasiado puede ponerlos nerviosos y es mejor evitar esto.*

M2 *Y ¿cuando los padres vuelven a casa…?*

F2 *Les contamos lo que los niños han hecho y si ha habido algún problema. Unos clientes que me conocen bien me mandaron una carta diciendo que estaban contentos con mi trabajo. La he guardado para enseñarla a otros clientes en el futuro.*

M2 *¿Ahora sois más de tres?*

F2 *Sí. Se juntaron otras amigas y recientemente, por primera vez, un chico. Y ¿por qué no?, puesto que él, de mayor, deberá cuidar a sus propios hijos. Le será muy útil en su vida. ****

PAUSE 00'20"

M2 Ahora vas a oír la segunda parte de la entrevista por segunda vez.

REPEAT FROM *** TO ****
PAUSE 00'20"

Need a home tutor? Visit smiletutor.sg

© UCLES 2019

TRACK 6

M2 **Sección 3**

M2 **Ejercicio 1. Preguntas 26 a 31.**

M2 Vas a oír una entrevista con Remedios Bernat, una española que hizo un viaje increíble.

M2 Escúchala con atención y contesta a las preguntas escribiendo una X en la casilla correcta.

M2 Habrá una pausa durante la entrevista.

M2 Vas a oír la entrevista dos veces, pero antes tienes unos segundos para leer las preguntas.

PAUSE 01'00"

* [SETTING: INTERIOR]

M1 *Hoy entrevistamos a Remedios Bernat, una española de veintisiete años que acaba de visitar cada uno de los ciento noventa y seis países del mundo. Describió el viaje en su blog. Remedios, ¿por qué este viaje?*

F1 *Estaba trabajando en una oficina en Madrid pero tenía ganas de hacer algo diferente. Siempre me ha encantado viajar y, hablando con amigos, tuve la idea de ser la primera persona española en visitar sola todos los países del mundo. Después de quince meses y con cuatro pasaportes llenos de sellos, ¡lo he conseguido!*

M1 *¿Cómo pagaste estas vacaciones largas?*

F1 *No han sido vacaciones. He trabajado muy duro para reunir el dinero. Varias compañías me patrocinaron. También, a veces me alojé en hoteles famosos gratis porque les hacía publicidad en mi blog. Y una agencia internacional me dio dinero para apoyar un proyecto científico.*

M1 *Entonces, ¿el viaje tenía fines científicos?*

F1 *Sí. Había estudiado ciencias ecológicas en la universidad, así que en cada país hice pruebas sobre la calidad del aire y la cantidad de polución en las ciudades. Hablé de esto en el blog y organicé reuniones con miles de estudiantes para compartir opiniones sobre el tema.*

PAUSE 00'15"

M1 *¿Cómo reaccionaron los lectores de tu blog?*

F1 *Bien en general, pero algunos criticaron el daño que hice al medio ambiente con todos mis vuelos. Esto fue una sorpresa. En Internet a veces la gente escribe cosas muy desagradables. Fue injusto porque planté más de quinientos árboles en diferentes países. Y siempre viajaba en transportes públicos.*

M1 *¿Qué puedes aprender sobre un país en solo tres o cuatro días?*

F1 *Claro, es poco tiempo y no puedes ver todo el país pero estoy orgullosa porque, por lo menos, tuve una conversación importante con una persona de cada país. En realidad dependía de gente que no conocía y aprendí que el noventa y nueve por ciento de la población del mundo es generosa.*

M1 *¿Ahora vuelves a tu trabajo en la oficina?*

Need a home tutor? Visit smiletutor.sg

F1 *No creo. Pronto va a salir una película sobre mi viaje. Después, me gustaría seguir mis estudios en la universidad y luego encontrar trabajo en proyectos ecológicos en España. Mi vida será más normal, es verdad, pero nunca olvidaré mis experiencias.*

M1 *Gracias y ¡felicidades! ***

PAUSE 00'15"

M2 Ahora vas a oír la entrevista por segunda vez.

REPEAT FROM * TO **
PAUSE 00'15"

Need a home tutor? Visit smiletutor.sg

TRACK 7

M1 **Ejercicio 2. Preguntas 32 a 40.**

M1 Vas a oír una entrevista con Miguel, un jugador de baloncesto en silla de ruedas.

M1 Escúchala con atención y contesta a las preguntas en español.

M1 Habrá dos pausas durante la entrevista.

M1 Vas a oír la entrevista dos veces, pero antes tienes unos segundos para leer las preguntas.

PAUSE 00'45"

* [SETTING: INTERIOR]

F2 *¿Qué diferencias hay entre el baloncesto a pie y el baloncesto en silla de ruedas?*

M2 *No son muchas. Las reglas son iguales, la cancha es del mismo tamaño… ¡Ah! Bueno, una diferencia es que también hay equipos mixtos, lo que me encanta.*

F2 *¿Hay la misma competencia?*

M2 *España tiene una de las competiciones más fuertes de Europa. Por eso jugar aquí significa jugar contra los mejores jugadores del mundo. Tienes que entrenar duro y mejorar día a día.*

F2 *¿Cuánto tiempo llevas haciendo este deporte?*

M2 *Hace diez años que juego al baloncesto en silla de ruedas. Este deporte es mi vida y gracias a él, puedo disfrutar y hacer ejercicio.*

PAUSE 00'20"

F2 *Tu silla de ruedas es un poco especial, ¿verdad?*

M2 *Sí. Las que se emplean en la calle son distintas. Esta es muy fácil de manejar y por eso la cuido mucho.*

F2 *¿Has tenido algún problema con la silla alguna vez?*

M2 *Sí. Tuve que pasar un mes sin jugar porque un día, después de entrenar, me di cuenta de que la silla estaba rota. Fue muy difícil para mí.*

F2 *¿Qué jugador ha sido tu modelo?*

M2 *Personalmente me encanta Hugo Lorenço, jugador portugués. No es un jugador muy famoso pero su deseo de ganar es impresionante.*

PAUSE 00'20"

F2 *Cuéntanos un momento importante para ti en este deporte.*

M2 *Son muchos los buenos momentos que he vivido pero nunca olvidaré el primer partido con el equipo español. Era el jugador más joven y jugué bien.*

F2 *¿Hay otra cosa que te gustaría decir?*

Need a home tutor? Visit smiletutor.sg

M2 *Quiero agradecer la oportunidad que se me ha ofrecido para dar a conocer un poco más este deporte. Por desgracia, no recibe la atención que se merece en los periódicos.*

F2 *¿Qué deben hacer los que se interesan por este deporte?*

M2 *Animo a todos, si tienen la oportunidad, a ver un partido en directo, porque es un deporte igual o más emocionante que el baloncesto a pie.* **

PAUSE 00'45"

M1 Ahora vas a oír la entrevista por segunda vez.

REPEAT FROM * TO **
PAUSE 00'45"

M1 Se ha terminado el examen. Cierra tu cuestionario.

ENG This is the end of the examination.

Permission to reproduce items where third-party owned material protected by copyright is included has been sought and cleared where possible. Every reasonable effort has been made by the publisher (UCLES) to trace copyright holders, but if any items requiring clearance have unwittingly been included, the publisher will be pleased to make amends at the earliest possible opportunity.

To avoid the issue of disclosure of answer-related information to candidates, all copyright acknowledgements are reproduced online in the Cambridge Assessment International Education Copyright Acknowledgements Booklet. This is produced for each series of examinations and is freely available to download at www.cambridgeinternational.org after the live examination series.

Cambridge Assessment International Education is part of the Cambridge Assessment Group. Cambridge Assessment is the brand name of the University of Cambridge Local Examinations Syndicate (UCLES), which itself is a department of the University of Cambridge.

Need a home tutor? Visit smiletutor.sg

Cambridge Assessment International Education
Cambridge International General Certificate of Secondary Education

SPANISH **0530/13**

Paper 1 Listening **May/June 2019**

TRANSCRIPT

Approx. 45 minutes

This syllabus is approved for use in England, Wales and Northern Ireland as a Cambridge International Level 1/Level 2 Certificate.

This document consists of **12** printed pages.

© UCLES 2019

Need a home tutor? Visit smiletutor.sg

TRACK 1

ENG This is the Cambridge Assessment International Education, Cambridge IGCSE, June 2019 Examination, in Spanish. Paper 1, Listening.

TRACK 2

M1 **Sección 1**

M1 **Ejercicio 1. Preguntas 1 a 8.**

M1 En esta sección del examen vas a oír una serie de observaciones o diálogos cortos que podrías oír en países donde se habla español.

M1 Para cada pregunta indica tu respuesta escribiendo una X en la casilla correcta.

M1 Vas a oír cada observación o diálogo dos veces.

M1 Vas de vacaciones a México con la familia de tu amiga española.

M1 **Número 1**

M1 Al salir de casa, tu amiga dice:

* [SETTING: EXTERIOR]

F2 *Vamos a tomar el tren para ir al aeropuerto.*

M1 ¿Cómo vais a ir al aeropuerto? **

PAUSE 00'10"
REPEAT FROM * TO **
PAUSE 00'05"

M1 **Número 2**

M1 En el aeropuerto, la madre de tu amiga dice:

* [SETTING: INTERIOR]

F1 *No dejes la maleta sola. Cuídala.*

M1 ¿Qué tienes que cuidar? **

PAUSE 00'10"
REPEAT FROM * TO **
PAUSE 00'05"

Need a home tutor? Visit smiletutor.sg

© UCLES 2019

M1 **Número 3**

M1 Quieres saber cuándo sale el avión. Tu amiga dice:

* [SETTING: INTERIOR]

F2 *El avión sale a las siete y veinte.*

M1 ¿A qué hora sale el avión? **

PAUSE 00'10"
REPEAT FROM * TO **
PAUSE 00'05"

M1 **Número 4**

M1 Estáis esperando el avión. Tu amiga dice:

* [SETTING: INTERIOR]

F2 *¿Por qué no vamos a tomar algo? Tengo sed.*

M1 ¿Qué le pasa a tu amiga? **

PAUSE 00'10"
REPEAT FROM * TO **
PAUSE 00'05"

M1 **Número 5**

M1 No ves al padre de tu amiga. Tu amiga dice:

* [SETTING: INTERIOR]

F2 *Mi padre está hablando por teléfono.*

M1 ¿Qué hace el padre de tu amiga? **

PAUSE 00'10"
REPEAT FROM * TO **
PAUSE 00'05"

Need a home tutor? Visit smiletutor.sg

M1 **Número 6**

M1 En el avión, la madre de tu amiga dice:

* [SETTING: INTERIOR]

F1 *¿Por qué no veis una película?*

M1 ¿Qué sugiere la madre de tu amiga? **

PAUSE 00'10"
REPEAT FROM * TO **
PAUSE 00'05"

M1 **Número 7**

M1 Tu amiga mira por la ventana del avión. Dice:

* [SETTING: INTERIOR]

F2 *Mira, ¡una isla en medio del mar!*

M1 ¿Qué ve tu amiga? **

PAUSE 00'10"
REPEAT FROM * TO **
PAUSE 00'05"

M1 **Número 8**

M1 Llegáis a México. Tu amiga dice:

* [SETTING: INTERIOR]

F2 *Está nublado pero no hace frío.*

M1 ¿Qué tiempo hace? **

PAUSE 00'10"
REPEAT FROM * TO **
PAUSE 00'05"

Need a home tutor? Visit smiletutor.sg

© UCLES 2019

TRACK 3

M1 **Ejercicio 2. Preguntas 9 a 15.**

M1 Vas a oír un anuncio sobre una ruta en bicicleta. Escúchalo con atención y completa la ficha en español. Habrá una pausa durante el anuncio.

M1 Vas a oír el anuncio dos veces, pero antes tienes unos segundos para leer las preguntas.

PAUSE 00'30"

* [SETTING: INTERIOR]

F1 *Ahora, información sobre la ruta en bicicleta organizada para el sábado. Os recordamos que la salida es desde el polideportivo a las nueve de la mañana.*

Allí, todas las personas que participen recibirán un número para ponerse en la camiseta y una botella de agua.

La ruta durará todo el día y habrá varias paradas para descansar y comer. En total, se harán cuarenta y cinco kilómetros. Parece mucho pero no es imposible.

Recomendamos llevar gafas de sol y algo para proteger la cabeza porque va a hacer muy buen tiempo.

PAUSE 00'05"

F1 *Ya sabéis que el precio por participar es de diez euros por persona. El dinero que se gane se dará al hospital para comprar juegos y juguetes para los niños que están allí enfermos.*

La ruta pasa por lugares preciosos, desde un lago hasta un castillo donde será la primera parada.

Al final de la ruta habrá una pequeña fiesta para divertirnos después de tanto esfuerzo. Un cocinero preparará platos para compartir, como verduras variadas para los vegetarianos, y carne asada típica del lugar. Habrá música en directo. **

PAUSE 00'10"

M1 Ahora vas a oír el anuncio por segunda vez.

REPEAT FROM * TO **
PAUSE 00'10"

Need a home tutor? Visit smiletutor.sg

TRACK 4

M1 **Sección 2**

M1 **Ejercicio 1. Pregunta 16.**

M1 Vas a oír la opinión de cuatro jóvenes sobre la ciudad donde viven.

M1 Escucha lo que dicen con atención y escribe una X en la casilla si la afirmación es Verdad.

M1 Hay que marcar solo 6 casillas.

M1 Vas a oír lo que dicen dos veces, pero antes tienes unos segundos para leer las afirmaciones.

PAUSE 00'30"

M1 Escucha lo que dicen los jóvenes.

* [SETTING: INTERIOR]

M2 *Hola, soy Ramón. Trabajo en el centro de la ciudad pero vivo en las afueras. Hace años, cada vez que salía a la calle tenía problemas para respirar, a causa del tráfico y el humo de una fábrica. Por suerte, las cosas han cambiado. Ahora no hay contaminación. La gente de mi ciudad protege el medio ambiente porque sabe lo importante que es.*

PAUSE 00'05"

F2 *Soy Carolina. Vivo en una ciudad que cada año recibe más turistas. Lo que menos me gusta es que muchas de las tiendas tradicionales están cerrando. En algunas calles solo quedan tiendas de recuerdos baratos para los turistas. Si un vecino quiere comprar pan o leche, casi no hay tiendas de comida. Esta situación tiene que cambiar.*

PAUSE 00'05"

M1 *Soy Daniel. De mi ciudad no hay mucho que decir, aparte de que todo está muy limpio y es segura. Está a muy poca distancia de la capital del país. Por eso, cada vez que hay algo interesante – un concierto, una competición deportiva – se hace en la capital y aquí no pasa nada. A veces parece que solo se viene a mi ciudad a dormir. Casi no se ve gente durante el día.*

PAUSE 00'05"

F1 *Soy Lidia. Estoy acostumbrada a lo bueno y a lo malo de mi ciudad porque siempre he vivido en ella. Lo que más me gusta son las zonas verdes, como los parques que hay por todas partes. El próximo mes me mudaré: voy a estudiar en la universidad y está lejos de aquí. Espero que en mi nueva ciudad el transporte público funcione mejor porque aquí, donde vivo ahora, es un desastre.* **

PAUSE 00'10"

M1 Ahora vas a oír a los jóvenes por segunda vez.

REPEAT FROM * TO **
PAUSE 00'10"

Need a home tutor? Visit smiletutor.sg

© UCLES 2019

TRACK 5

M1 **Ejercicio 2. Preguntas 17 a 25.**

M1 Vas a oír una entrevista con Marcela, que cuenta su experiencia como voluntaria en un festival de teatro.

M1 Escúchala con atención y contesta a las preguntas.

M1 Habrá una pausa durante la entrevista.

M1 **Primera parte: Preguntas 17 a 21.**

M1 En cada frase hay algo que no corresponde a lo que se dice en la entrevista. Escucha la entrevista y escribe la palabra correcta en español.

M1 Vas a oír la primera parte de la entrevista dos veces, pero antes tienes unos segundos para leer las preguntas 17 a 21.

PAUSE 00'30"

* [SETTING: INTERIOR]

M2 *Marcela, háblanos del festival de teatro.*

F1 *Pues, se trata de uno de los festivales más importantes del país. Se ponen obras de teatro antiguas durante dos semanas. ¡Es fantástico!*

M2 *¿Es difícil conseguir entradas?*

F1 *Hay que comprarlas rápido cuando salen a la venta. Se hace normalmente a través de la página de Internet pero también se pueden comprar en la taquilla el día que se ponen a la venta. Siempre se reservan algunas para venderlas allí.*

M2 *En el festival participan muchos voluntarios. ¿Cómo os organizáis?*

F1 *La mayoría del tiempo estamos en el teatro trabajando. Al pueblo, vamos a un restaurante en la plaza a cenar pero, aparte de eso, no lo visitamos mucho.*

M2 *¿Dónde dormís?*

F1 *Pues, nos quedamos a dormir dentro del teatro mismo. Hay salas con camas y allí nos alojamos. Los actores duermen en el hotel, claro.*

M2 *¿Y qué hacen los voluntarios?*

F1 *Pues, cada uno de nosotros tenemos una tarea diferente. Unos se ocupan de las luces, la parte técnica, otros ayudan con la ropa, otros llevan al público a los asientos… ***

PAUSE 00'20"

M1 Ahora vas a oír la primera parte de la entrevista por segunda vez.

REPEAT FROM * TO **
PAUSE 00'20"

Need a home tutor? Visit smiletutor.sg

M1 **Segunda parte: Preguntas 22 a 25.**

M1 Vas a oír la segunda parte de la entrevista dos veces. Escúchala y contesta a las preguntas en español. Tienes unos segundos para leer las preguntas.

PAUSE 00'30"

*** [SETTING: INTERIOR]

M2 *¿Recuerdas cuando te eligieron como voluntaria por primera vez?*

F1 *¡Claro! Me llamaron por teléfono para decirme que me habían elegido y durante un rato lo que hice fue gritar. ¡Mis padres pensaban que me había vuelto loca!*

M2 *Llevas tres años como voluntaria. ¿No te aburre?*

F1 *Para nada. Cada año tengo experiencias interesantísimas. Además, este año me acompañará como voluntario mi novio. Salgo con él desde hace dos meses.*

M2 *¿Por qué te gusta este festival?*

F1 *Me encanta el mundo del cine y el teatro. Después de la universidad quiero ganarme la vida como directora de cine. Es difícil pero me gustaría intentarlo.*

M2 *Para terminar, cuéntanos algo interesante que te haya pasado en el festival.*

F1 *El año pasado conocí a un actor famoso pero yo no sabía quién era. A él no le importó y fue muy amable. Ahora somos amigos.* ****

PAUSE 00'20"

M1 Ahora vas a oír la segunda parte de la entrevista por segunda vez.

REPEAT FROM *** TO ****
PAUSE 00'20"

Need a home tutor? Visit smiletutor.sg

© UCLES 2019

TRACK 6

M2 **Sección 3**

M2 **Ejercicio 1. Preguntas 26 a 31.**

M2 Vas a oír una entrevista con Carlos Sánchez, que trabaja haciendo bolsos y otros productos de moda.

M2 Escúchala con atención y contesta a las preguntas escribiendo una X en la casilla correcta.

M2 Habrá una pausa durante la entrevista.

M2 Vas a oír la entrevista dos veces, pero antes tienes unos segundos para leer las preguntas.

PAUSE 01'00"

* [SETTING: INTERIOR]

F2 *Carlos Sánchez es dueño de una de las compañías de moda de más éxito internacional. La compañía empezó haciendo bolsos y ahora tiene otros productos también. Hola, Carlos.*

M1 *Hola. Primero, quiero saludar a mis padres que me estarán escuchando. Y quiero decir que no soy el único dueño de la compañía, ya que también lo son mis hermanas Pili y Lola. Empezamos esta empresa en el garaje de unos tíos y aquí seguimos.*

F2 *¿Siempre te ha gustado la moda?*

M1 *La he aprendido a amar, claro, pero toda mi vida me ha gustado dibujar y para mí no hay nada mejor que estar fuera, pintando, escuchando los sonidos de la calle o del campo... A mi mujer le encanta viajar por el mundo, así que a veces nos cuesta ponernos de acuerdo.*

F2 *¿Por qué crees que son tan populares vuestros bolsos y otros productos?*

M1 *Están hechos con mucho cuidado y cariño y, claro, la característica principal es que todos tienen fotografías o dibujos hechos por nosotros. Intentamos que estas imágenes vayan bien con el cuero, el plástico o con lo que esté hecho el bolso. Uno de los bolsos más vendidos tiene una imagen de mi pueblo.*

PAUSE 00'15"

F2 *Sois una empresa de éxito. ¿Tenéis planes de hacer cosas diferentes?*

M1 *Pues, de momento queremos seguir trabajando en lo mismo: los bolsos, las carteras para mujer, las mochilas, que son nuestro 'producto estrella'… y, si podemos, añadir productos nuevos. Por ejemplo, acabamos de terminar algo que saldrá al mercado muy pronto: unos paraguas con imágenes de animales de la selva tropical.*

F2 *Creo que hoy es un día especial, Carlos, ¿no?*

M1 *Claro. Estamos de celebración con una fiesta en nuestra tienda de la calle mayor porque es el quinto cumpleaños de la compañía. Hay casi doscientas personas invitadas. Es como un sueño porque el mundo de la moda no es fácil. ¡A veces me parece que estamos viviendo una película de Hollywood!*

F2 *Para terminar, cuéntanos un momento que te ha hecho particular ilusión.*

Need a home tutor? Visit smiletutor.sg

M1 *Es difícil elegir. Uno de los momentos más emocionantes fue cuando mi hija pequeña presentó un proyecto sobre mí y la compañía en su colegio, con fotos nuestras y de los bolsos. ¡Me hizo llorar! Mis hijos no quieren trabajar en la compañía pero les gusta lo que hacemos. ***

PAUSE 00'15"

M2 Ahora vas a oír la entrevista por segunda vez.

REPEAT FROM * TO **
PAUSE 00'15"

Need a home tutor? Visit smiletutor.sg

© UCLES 2019

TRACK 7

M1 **Ejercicio 2. Preguntas 32 a 40.**

M1 Vas a oír una entrevista con Julia Abril, una peluquera.

M1 Escúchala con atención y contesta a las preguntas en español.

M1 Habrá dos pausas durante la entrevista.

M1 Vas a oír la entrevista dos veces, pero antes tienes unos segundos para leer las preguntas.

PAUSE 00'45"

* [SETTING: INTERIOR]

M2 *Hoy estamos con la peluquera preferida de mucha gente famosa, Julia Abril. Julia, ¿siempre te ha gustado la peluquería?*

F1 *Pues sí. De pequeña ya practicaba con mis hermanos, y mis amigas empezaron a pedirme que les cortara el pelo. Lo hacíamos después de clase, en el patio. Era muy divertido.*

M2 *¿Estudiaste peluquería?*

F1 *Sí, tenía claro que quería saber lo más posible, así que desde los dieciséis hasta los veintidós años me dediqué al máximo. Por las mañanas estudiaba y por las tardes trabajaba en una peluquería. No tuve tiempo libre pero mereció la pena.*

PAUSE 00'20"

M2 *¿Cómo te hiciste tan conocida en tan poco tiempo?*

F1 *Una amiga, para darme publicidad, puso fotos de mi trabajo en redes sociales y me sorprendió mucho el éxito que tuve.*

M2 *Y entonces, ¿qué pasó?*

F1 *Empecé a recibir correos electrónicos y mensajes de personas famosas después de unas semanas. Todos querían saber dónde estaba mi peluquería.*

M2 *¿Por qué crees que tienes tanto éxito entre los famosos?*

F1 *Pienso que es porque en mi peluquería solo se usan productos naturales. Son más caros pero yo los prefiero. Además, siempre se respetan sus gustos.*

PAUSE 00'20"

M2 *No pareces la típica peluquera, por cierto.*

F1 *¡Ja ja! Me lo dice mucha gente. Claro, como siempre llevo el pelo muy corto piensan que tengo otra profesión. La verdad es que nunca lo he llevado largo. Me siento más cómoda así.*

M2 *Ahora trabajas mucho fuera del país acompañando a actores y cantantes. ¿Te gusta?*

Need a home tutor? Visit smiletutor.sg

F1 *Me encanta. Estoy aprendiendo y disfrutando. Lo que más siento no tener cerca es el perro de la familia. Lo dejo en mi casa porque es muy difícil viajar con él cuando lo hago por trabajo. Mis padres me lo cuidan.*

M2 *Estás muy ocupada. ¿Tienes tiempo libre y tiempo para cuidar tu salud?*

F1 *No tengo mucho tiempo libre pero veo a mis amigos cuando puedo. También intento comer sano ya que no tengo tiempo para hacer ejercicio.*

M2 *Gracias por la entrevista, Julia. ***

PAUSE 00'45"

M1 Ahora vas a oír la entrevista por segunda vez.

REPEAT FROM * TO **
PAUSE 00'45"

M1 Se ha terminado el examen. Cierra tu cuestionario.

ENG This is the end of the examination.

Permission to reproduce items where third-party owned material protected by copyright is included has been sought and cleared where possible. Every reasonable effort has been made by the publisher (UCLES) to trace copyright holders, but if any items requiring clearance have unwittingly been included, the publisher will be pleased to make amends at the earliest possible opportunity.

To avoid the issue of disclosure of answer-related information to candidates, all copyright acknowledgements are reproduced online in the Cambridge Assessment International Education Copyright Acknowledgements Booklet. This is produced for each series of examinations and is freely available to download at www.cambridgeinternational.org after the live examination series.

Cambridge Assessment International Education is part of the Cambridge Assessment Group. Cambridge Assessment is the brand name of the University of Cambridge Local Examinations Syndicate (UCLES), which itself is a department of the University of Cambridge.

Need a home tutor? Visit smiletutor.sg

Cambridge Assessment International Education
Cambridge International General Certificate of Secondary Education

SPANISH **0530/03**

Paper 3 Speaking Role Play Card One **May/June 2019**

Approx. 15 minutes

No Additional Materials are required.

2854147964

READ THESE INSTRUCTIONS FIRST

You must carry out the tasks specified in the situations overleaf. The roles to be played by the Examiner and yourself are indicated. You have 15 minutes to prepare the situations.

The important thing is to convey the message.

You should remember that you are taking part in a **conversation**: you must respond to what the Examiner says and not simply carry out the tasks supplied as though the Examiner were not there.

Although it may not be specified, you are expected to include such details as “Good Morning”, “Thank you”, etc., as appropriate.

This syllabus is regulated for use in England, Wales and Northern Ireland as a Cambridge International Level 1/Level 2 Certificate.

This document consists of **2** printed pages.

DC (ST) 173896/2
© UCLES 2019

Cambridge Assessment International Education

Need a home tutor? Visit smiletutor.sg

A

Estudiante: tú mismo/a
Profesor(a): empleado/a de una tienda de recuerdos

Estás de vacaciones en México. Vas a una tienda de recuerdos porque quieres comprar un regalo.

1 **(i)** Saluda al empleado / a la empleada; **y**

(ii) Dile lo que quieres.

2 Escucha lo que te dice y dile qué quieres.

3 Dile cuántos quieres.

4 Dile para quién es el regalo.

5 **(i)** Dale las gracias; **y**

(ii) Pregunta el precio.

B

Estudiante: tú mismo/a
Profesor(a): médico/a

Estás de vacaciones en Perú. Vas al médico porque tienes dolor de estómago.

1 **(i)** Saluda al médico / a la médica; **y**

(ii) Dile qué problema tienes.

2 **(i)** Dile qué estabas haciendo cuando empezó el dolor; **y**

(ii) Dile qué más te duele.

3 Responde a lo que te pregunta.

4 (El médico/La médica te dice que hoy no puedes comer.)

(i) No estás contento/a: ¿Qué dices?

(ii) Explica por qué tienes que comer.

5 Quieres saber cuándo puedes comer otra vez. Haz **una** pregunta apropiada.

Permission to reproduce items where third-party owned material protected by copyright is included has been sought and cleared where possible. Every reasonable effort has been made by the publisher (UCLES) to trace copyright holders, but if any items requiring clearance have unwittingly been included, the publisher will be pleased to make amends at the earliest possible opportunity.

To avoid the issue of disclosure of answer-related information to candidates, all copyright acknowledgements are reproduced online in the Cambridge Assessment International Education Copyright Acknowledgements Booklet. This is produced for each series of examinations and is freely available to download at www.cambridgeinternational.org after the live examination series.

Cambridge Assessment International Education is part of the Cambridge Assessment Group. Cambridge Assessment is the brand name of the University of Cambridge Local Examinations Syndicate (UCLES), which itself is a department of the University of Cambridge.

Need a home tutor? Visit smiletutor.sg

Cambridge Assessment International Education
Cambridge International General Certificate of Secondary Education

SPANISH **0530/03**

Paper 3 Speaking Role Play Card Two **May/June 2019**

Approx. 15 minutes

No Additional Materials are required.

READ THESE INSTRUCTIONS FIRST

You must carry out the tasks specified in the situations overleaf. The roles to be played by the Examiner and yourself are indicated. You have 15 minutes to prepare the situations.

The important thing is to convey the message.

You should remember that you are taking part in a **conversation**: you must respond to what the Examiner says and not simply carry out the tasks supplied as though the Examiner were not there.

Although it may not be specified, you are expected to include such details as “Good Morning”, “Thank you”, etc., as appropriate.

This syllabus is regulated for use in England, Wales and Northern Ireland as a Cambridge International Level 1/Level 2 Certificate.

This document consists of **2** printed pages.

DC (ST) 173896/2
© UCLES 2019

Cambridge Assessment International Education

[Turn over

Need a home tutor? Visit smiletutor.sg

A

Estudiante: tú mismo/a
Profesor(a): empleado/a de una tienda de recuerdos

Estás de vacaciones en México. Vas a una tienda de recuerdos porque quieres comprar un regalo.

1 **(i)** Saluda al empleado / a la empleada; **y**

(ii) Dile lo que quieres.

2 Escucha lo que te dice y dile qué quieres.

3 Dile cuántos quieres.

4 Dile para quién es el regalo.

5 **(i)** Dale las gracias; **y**

(ii) Pregunta el precio.

B

Estudiante: tú mismo/a
Profesor(a): empleado/a del museo

Estás en España. Quieres visitar una exposición de arte pero has perdido las entradas.

1 **(i)** Saluda al empleado / a la empleada; **y**

(ii) Dile qué problema tienes.

2 **(i)** Dile dónde compraste las entradas; **y**

(ii) Dile cuál es tu apellido.

3 Responde a lo que te pregunta.

4 (El empleado/La empleada puede darte entradas para esta tarde.)

(i) No estás contento/a: ¿Qué dices?

(ii) Explica por qué no puedes visitar la exposición esta tarde.

5 Quieres saber si puedes visitar la exposición mañana. Haz **una** pregunta apropiada.

Permission to reproduce items where third-party owned material protected by copyright is included has been sought and cleared where possible. Every reasonable effort has been made by the publisher (UCLES) to trace copyright holders, but if any items requiring clearance have unwittingly been included, the publisher will be pleased to make amends at the earliest possible opportunity.

To avoid the issue of disclosure of answer-related information to candidates, all copyright acknowledgements are reproduced online in the Cambridge Assessment International Education Copyright Acknowledgements Booklet. This is produced for each series of examinations and is freely available to download at www.cambridgeinternational.org after the live examination series.

Cambridge Assessment International Education is part of the Cambridge Assessment Group. Cambridge Assessment is the brand name of the University of Cambridge Local Examinations Syndicate (UCLES), which itself is a department of the University of Cambridge.

Need a home tutor? Visit smiletutor.sg

Cambridge Assessment International Education
Cambridge International General Certificate of Secondary Education

SPANISH **0530/03**

Paper 3 Speaking Role Play Card Three **May/June 2019**

Approx. 15 minutes

No Additional Materials are required.

READ THESE INSTRUCTIONS FIRST

You must carry out the tasks specified in the situations overleaf. The roles to be played by the Examiner and yourself are indicated. You have 15 minutes to prepare the situations.

The important thing is to convey the message.

You should remember that you are taking part in a **conversation**: you must respond to what the Examiner says and not simply carry out the tasks supplied as though the Examiner were not there.

Although it may not be specified, you are expected to include such details as “Good Morning”, “Thank you”, etc., as appropriate.

This syllabus is regulated for use in England, Wales and Northern Ireland as a Cambridge International Level 1/Level 2 Certificate.

DC (ST) 173896/2
© UCLES 2019

Need a home tutor? Visit smiletutor.sg

A

Estudiante: tú mismo/a
Profesor(a): empleado/a de una tienda de recuerdos

Estás de vacaciones en México. Vas a una tienda de recuerdos porque quieres comprar un regalo.

1 **(i)** Saluda al empleado / a la empleada; **y**

(ii) Dile lo que quieres.

2 Escucha lo que te dice y dile qué quieres.

3 Dile cuántos quieres.

4 Dile para quién es el regalo.

5 **(i)** Dale las gracias; **y**

(ii) Pregunta el precio.

B

Estudiante: tú mismo/a
Profesor(a): mecánico/a

Estás de viaje en la Argentina. Vas al garaje porque tu coche no funciona.

1 **(i)** Saluda al mecánico / a la mecánica; **y**

(ii) Dile qué problema tienes.

2 **(i)** Dile cuándo empezó el problema; **y**

(ii) Dile cómo es el coche.

3 Responde a lo que te pregunta.

4 (El coche no va a estar reparado a tiempo.)

(i) Estás enfadado/a: ¿Qué dices?

(ii) Explica por qué necesitas el coche antes.

5 Quieres saber si el mecánico/la mecánica tiene el número de teléfono de un taxi. Haz **una** pregunta apropiada.

Permission to reproduce items where third-party owned material protected by copyright is included has been sought and cleared where possible. Every reasonable effort has been made by the publisher (UCLES) to trace copyright holders, but if any items requiring clearance have unwittingly been included, the publisher will be pleased to make amends at the earliest possible opportunity.

To avoid the issue of disclosure of answer-related information to candidates, all copyright acknowledgements are reproduced online in the Cambridge Assessment International Education Copyright Acknowledgements Booklet. This is produced for each series of examinations and is freely available to download at www.cambridgeinternational.org after the live examination series.

Cambridge Assessment International Education is part of the Cambridge Assessment Group. Cambridge Assessment is the brand name of the University of Cambridge Local Examinations Syndicate (UCLES), which itself is a department of the University of Cambridge.

Need a home tutor? Visit smiletutor.sg

Cambridge Assessment International Education
Cambridge International General Certificate of Secondary Education

SPANISH **0530/03**

Paper 3 Speaking Role Play Card Four **May/June 2019**

Approx. 15 minutes

No Additional Materials are required.

READ THESE INSTRUCTIONS FIRST

You must carry out the tasks specified in the situations overleaf. The roles to be played by the Examiner and yourself are indicated. You have 15 minutes to prepare the situations.

The important thing is to convey the message.

You should remember that you are taking part in a **conversation**: you must respond to what the Examiner says and not simply carry out the tasks supplied as though the Examiner were not there.

Although it may not be specified, you are expected to include such details as “Good Morning”, “Thank you”, etc., as appropriate.

This syllabus is regulated for use in England, Wales and Northern Ireland as a Cambridge International Level 1/Level 2 Certificate.

DC (ST) 173896/2
© UCLES 2019

Need a home tutor? Visit smiletutor.sg

A

Estudiante: tú mismo/a
Profesor(a): empleado/a de la oficina de billetes de tren

Estás en España. Vas a la estación de tren. Quieres comprar un billete para Madrid.

1 **(i)** Saluda al empleado / a la empleada; **y**

(ii) Dile lo que quieres.

2 Dile para qué día quieres el billete.

3 Escucha lo que te dice y dile qué tipo de billete quieres.

4 Dile a qué hora quieres salir.

5 **(i)** Dale las gracias; **y**

(ii) Pregunta el precio.

B

Estudiante: tú mismo/a
Profesor(a): médico/a

Estás de vacaciones en Perú. Vas al médico porque tienes dolor de estómago.

1 **(i)** Saluda al médico / a la médica; **y**

(ii) Dile qué problema tienes.

2 **(i)** Dile qué estabas haciendo cuando empezó el dolor; **y**

(ii) Dile qué más te duele.

3 Responde a lo que te pregunta.

4 (El médico/La médica te dice que hoy no puedes comer.)

(i) No estás contento/a: ¿Qué dices?

(ii) Explica por qué tienes que comer.

5 Quieres saber cuándo puedes comer otra vez. Haz **una** pregunta apropiada.

Permission to reproduce items where third-party owned material protected by copyright is included has been sought and cleared where possible. Every reasonable effort has been made by the publisher (UCLES) to trace copyright holders, but if any items requiring clearance have unwittingly been included, the publisher will be pleased to make amends at the earliest possible opportunity.

To avoid the issue of disclosure of answer-related information to candidates, all copyright acknowledgements are reproduced online in the Cambridge Assessment International Education Copyright Acknowledgements Booklet. This is produced for each series of examinations and is freely available to download at www.cambridgeinternational.org after the live examination series.

Cambridge Assessment International Education is part of the Cambridge Assessment Group. Cambridge Assessment is the brand name of the University of Cambridge Local Examinations Syndicate (UCLES), which itself is a department of the University of Cambridge.

Need a home tutor? Visit smiletutor.sg

Cambridge Assessment International Education
Cambridge International General Certificate of Secondary Education

SPANISH **0530/03**

Paper 3 Speaking Role Play Card Five **May/June 2019**

Approx. 15 minutes

No Additional Materials are required.

READ THESE INSTRUCTIONS FIRST

You must carry out the tasks specified in the situations overleaf. The roles to be played by the Examiner and yourself are indicated. You have 15 minutes to prepare the situations.

The important thing is to convey the message.

You should remember that you are taking part in a **conversation**: you must respond to what the Examiner says and not simply carry out the tasks supplied as though the Examiner were not there.

Although it may not be specified, you are expected to include such details as “Good Morning”, “Thank you”, etc., as appropriate.

This syllabus is regulated for use in England, Wales and Northern Ireland as a Cambridge International Level 1/Level 2 Certificate.

DC (ST) 173896/2
© UCLES 2019

Need a home tutor? Visit smiletutor.sg

A

Estudiante: tú mismo/a
Profesor(a): empleado/a de la oficina de billetes de tren

Estás en España. Vas a la estación de tren. Quieres comprar un billete para Madrid.

1 **(i)** Saluda al empleado / a la empleada; **y**

(ii) Dile lo que quieres.

2 Dile para qué día quieres el billete.

3 Escucha lo que te dice y dile qué tipo de billete quieres.

4 Dile a qué hora quieres salir.

5 **(i)** Dale las gracias; **y**

(ii) Pregunta el precio.

B

Estudiante: tú mismo/a
Profesor(a): empleado/a del museo

Estás en España. Quieres visitar una exposición de arte pero has perdido las entradas.

1 **(i)** Saluda al empleado / a la empleada; **y**

(ii) Dile qué problema tienes.

2 **(i)** Dile dónde compraste las entradas; **y**

(ii) Dile cuál es tu apellido.

3 Responde a lo que te pregunta.

4 (El empleado/La empleada puede darte entradas para esta tarde.)

(i) No estás contento/a: ¿Qué dices?

(ii) Explica por qué no puedes visitar la exposición esta tarde.

5 Quieres saber si puedes visitar la exposición mañana. Haz **una** pregunta apropiada.

Permission to reproduce items where third-party owned material protected by copyright is included has been sought and cleared where possible. Every reasonable effort has been made by the publisher (UCLES) to trace copyright holders, but if any items requiring clearance have unwittingly been included, the publisher will be pleased to make amends at the earliest possible opportunity.

To avoid the issue of disclosure of answer-related information to candidates, all copyright acknowledgements are reproduced online in the Cambridge Assessment International Education Copyright Acknowledgements Booklet. This is produced for each series of examinations and is freely available to download at www.cambridgeinternational.org after the live examination series.

Cambridge Assessment International Education is part of the Cambridge Assessment Group. Cambridge Assessment is the brand name of the University of Cambridge Local Examinations Syndicate (UCLES), which itself is a department of the University of Cambridge.

Need a home tutor? Visit smiletutor.sg

Cambridge Assessment International Education
Cambridge International General Certificate of Secondary Education

SPANISH **0530/03**

Paper 3 Speaking Role Play Card Six **May/June 2019**

Approx. 15 minutes

No Additional Materials are required.

READ THESE INSTRUCTIONS FIRST

You must carry out the tasks specified in the situations overleaf. The roles to be played by the Examiner and yourself are indicated. You have 15 minutes to prepare the situations.

The important thing is to convey the message.

You should remember that you are taking part in a **conversation**: you must respond to what the Examiner says and not simply carry out the tasks supplied as though the Examiner were not there.

Although it may not be specified, you are expected to include such details as “Good Morning”, “Thank you”, etc., as appropriate.

This syllabus is regulated for use in England, Wales and Northern Ireland as a Cambridge International Level 1/Level 2 Certificate.

DC (ST) 173896/2
© UCLES 2019

Need a home tutor? Visit smiletutor.sg

A

Estudiante: tú mismo/a
Profesor(a): empleado/a de la oficina de billetes de tren

Estás en España. Vas a la estación de tren. Quieres comprar un billete para Madrid.

1 **(i)** Saluda al empleado / a la empleada; **y**

(ii) Dile lo que quieres.

2 Dile para qué día quieres el billete.

3 Escucha lo que te dice y dile qué tipo de billete quieres.

4 Dile a qué hora quieres salir.

5 **(i)** Dale las gracias; **y**

(ii) Pregunta el precio.

B

Estudiante: tú mismo/a
Profesor(a): mecánico/a

Estás de viaje en la Argentina. Vas al garaje porque tu coche no funciona.

1 **(i)** Saluda al mecánico / a la mecánica; **y**

(ii) Dile qué problema tienes.

2 **(i)** Dile cuándo empezó el problema; **y**

(ii) Dile cómo es el coche.

3 Responde a lo que te pregunta.

4 (El coche no va a estar reparado a tiempo.)

(i) Estás enfadado/a: ¿Qué dices?

(ii) Explica por qué necesitas el coche antes.

5 Quieres saber si el mecánico/la mecánica tiene el número de teléfono de un taxi. Haz **una** pregunta apropiada.

Permission to reproduce items where third-party owned material protected by copyright is included has been sought and cleared where possible. Every reasonable effort has been made by the publisher (UCLES) to trace copyright holders, but if any items requiring clearance have unwittingly been included, the publisher will be pleased to make amends at the earliest possible opportunity.

To avoid the issue of disclosure of answer-related information to candidates, all copyright acknowledgements are reproduced online in the Cambridge Assessment International Education Copyright Acknowledgements Booklet. This is produced for each series of examinations and is freely available to download at www.cambridgeinternational.org after the live examination series.

Cambridge Assessment International Education is part of the Cambridge Assessment Group. Cambridge Assessment is the brand name of the University of Cambridge Local Examinations Syndicate (UCLES), which itself is a department of the University of Cambridge.

Need a home tutor? Visit smiletutor.sg

Cambridge Assessment International Education
Cambridge International General Certificate of Secondary Education

SPANISH **0530/03**

Paper 3 Speaking Role Play Card Seven **May/June 2019**

Approx. 15 minutes

No Additional Materials are required.

READ THESE INSTRUCTIONS FIRST

You must carry out the tasks specified in the situations overleaf. The roles to be played by the Examiner and yourself are indicated. You have 15 minutes to prepare the situations.

The important thing is to convey the message.

You should remember that you are taking part in a **conversation**: you must respond to what the Examiner says and not simply carry out the tasks supplied as though the Examiner were not there.

Although it may not be specified, you are expected to include such details as “Good Morning”, “Thank you”, etc., as appropriate.

This syllabus is regulated for use in England, Wales and Northern Ireland as a Cambridge International Level 1/Level 2 Certificate.

DC (ST) 173896/2
© UCLES 2019

Need a home tutor? Visit smiletutor.sg

A

Estudiante: tú mismo/a
Profesor(a): empleado/a del restaurante

Llamas a un restaurante en España. Quieres reservar una mesa.

1 **(i)** Saluda al empleado / a la empleada; **y**

(ii) Dile lo que quieres.

2 Dile para qué día quieres la reserva.

3 Dile a qué hora quieres la reserva.

4 Escucha lo que te dice y dile dónde quieres la mesa.

5 **(i)** Dale las gracias; **y**

(ii) Haz una pregunta apropiada. (¿menú para vegetarianos? ¿descuento para estudiantes?)

B

Estudiante: tú mismo/a
Profesor(a): médico/a

Estás de vacaciones en Perú. Vas al médico porque tienes dolor de estómago.

1 **(i)** Saluda al médico / a la médica; **y**

(ii) Dile qué problema tienes.

2 **(i)** Dile qué estabas haciendo cuando empezó el dolor; **y**

(ii) Dile qué más te duele.

3 Responde a lo que te pregunta.

4 (El médico/La médica te dice que hoy no puedes comer.)

(i) No estás contento/a: ¿Qué dices?

(ii) Explica por qué tienes que comer.

5 Quieres saber cuándo puedes comer otra vez. Haz **una** pregunta apropiada.

Permission to reproduce items where third-party owned material protected by copyright is included has been sought and cleared where possible. Every reasonable effort has been made by the publisher (UCLES) to trace copyright holders, but if any items requiring clearance have unwittingly been included, the publisher will be pleased to make amends at the earliest possible opportunity.

To avoid the issue of disclosure of answer-related information to candidates, all copyright acknowledgements are reproduced online in the Cambridge Assessment International Education Copyright Acknowledgements Booklet. This is produced for each series of examinations and is freely available to download at www.cambridgeinternational.org after the live examination series.

Cambridge Assessment International Education is part of the Cambridge Assessment Group. Cambridge Assessment is the brand name of the University of Cambridge Local Examinations Syndicate (UCLES), which itself is a department of the University of Cambridge.

Need a home tutor? Visit smiletutor.sg

© UCLES 2019

Cambridge Assessment International Education
Cambridge International General Certificate of Secondary Education

SPANISH **0530/03**

Paper 3 Speaking Role Play Card Eight **May/June 2019**

Approx. 15 minutes

No Additional Materials are required.

READ THESE INSTRUCTIONS FIRST

You must carry out the tasks specified in the situations overleaf. The roles to be played by the Examiner and yourself are indicated. You have 15 minutes to prepare the situations.

The important thing is to convey the message.

You should remember that you are taking part in a **conversation**: you must respond to what the Examiner says and not simply carry out the tasks supplied as though the Examiner were not there.

Although it may not be specified, you are expected to include such details as “Good Morning”, “Thank you”, etc., as appropriate.

This syllabus is regulated for use in England, Wales and Northern Ireland as a Cambridge International Level 1/Level 2 Certificate.

DC (ST) 173896/2
© UCLES 2019

Need a home tutor? Visit smiletutor.sg

2

A

Estudiante: tú mismo/a
Profesor(a): empleado/a del restaurante

Llamas a un restaurante en España. Quieres reservar una mesa.

1 **(i)** Saluda al empleado / a la empleada; **y**

(ii) Dile lo que quieres.

2 Dile para qué día quieres la reserva.

3 Dile a qué hora quieres la reserva.

4 Escucha lo que te dice y dile dónde quieres la mesa.

5 **(i)** Dale las gracias; **y**

(ii) Haz una pregunta apropiada. (¿menú para vegetarianos? ¿descuento para estudiantes?)

B

Estudiante: tú mismo/a
Profesor(a): empleado/a del museo

Estás en España. Quieres visitar una exposición de arte pero has perdido las entradas.

1 **(i)** Saluda al empleado / a la empleada; **y**

(ii) Dile qué problema tienes.

2 **(i)** Dile dónde compraste las entradas; **y**

(ii) Dile cuál es tu apellido.

3 Responde a lo que te pregunta.

4 (El empleado/La empleada puede darte entradas para esta tarde.)

(i) No estás contento/a: ¿Qué dices?

(ii) Explica por qué no puedes visitar la exposición esta tarde.

5 Quieres saber si puedes visitar la exposición mañana. Haz **una** pregunta apropiada.

Permission to reproduce items where third-party owned material protected by copyright is included has been sought and cleared where possible. Every reasonable effort has been made by the publisher (UCLES) to trace copyright holders, but if any items requiring clearance have unwittingly been included, the publisher will be pleased to make amends at the earliest possible opportunity.

To avoid the issue of disclosure of answer-related information to candidates, all copyright acknowledgements are reproduced online in the Cambridge Assessment International Education Copyright Acknowledgements Booklet. This is produced for each series of examinations and is freely available to download at www.cambridgeinternational.org after the live examination series.

Cambridge Assessment International Education is part of the Cambridge Assessment Group. Cambridge Assessment is the brand name of the University of Cambridge Local Examinations Syndicate (UCLES), which itself is a department of the University of Cambridge.

Need a home tutor? Visit smiletutor.sg

Cambridge Assessment International Education
Cambridge International General Certificate of Secondary Education

SPANISH **0530/03**

Paper 3 Speaking Role Play Card Nine **May/June 2019**

Approx. 15 minutes

No Additional Materials are required.

READ THESE INSTRUCTIONS FIRST

You must carry out the tasks specified in the situations overleaf. The roles to be played by the Examiner and yourself are indicated. You have 15 minutes to prepare the situations.

The important thing is to convey the message.

You should remember that you are taking part in a **conversation**: you must respond to what the Examiner says and not simply carry out the tasks supplied as though the Examiner were not there.

Although it may not be specified, you are expected to include such details as “Good Morning”, “Thank you”, etc., as appropriate.

This syllabus is regulated for use in England, Wales and Northern Ireland as a Cambridge International Level 1/Level 2 Certificate.

DC (ST) 173896/2
© UCLES 2019

Need a home tutor? Visit smiletutor.sg

2

A

Estudiante: tú mismo/a
Profesor(a): empleado/a del restaurante

Llamas a un restaurante en España. Quieres reservar una mesa.

1 **(i)** Saluda al empleado / a la empleada; **y**

(ii) Dile lo que quieres.

2 Dile para qué día quieres la reserva.

3 Dile a qué hora quieres la reserva.

4 Escucha lo que te dice y dile dónde quieres la mesa.

5 **(i)** Dale las gracias; **y**

(ii) Haz una pregunta apropiada. (¿menú para vegetarianos? ¿descuento para estudiantes?)

B

Estudiante: tú mismo/a
Profesor(a): mecánico/a

Estás de viaje en la Argentina. Vas al garaje porque tu coche no funciona.

1 **(i)** Saluda al mecánico / a la mecánica; **y**

(ii) Dile qué problema tienes.

2 **(i)** Dile cuándo empezó el problema; **y**

(ii) Dile cómo es el coche.

3 Responde a lo que te pregunta.

4 (El coche no va a estar reparado a tiempo.)

(i) Estás enfadado/a: ¿Qué dices?

(ii) Explica por qué necesitas el coche antes.

5 Quieres saber si el mecánico/la mecánica tiene el número de teléfono de un taxi. Haz **una** pregunta apropiada.

Permission to reproduce items where third-party owned material protected by copyright is included has been sought and cleared where possible. Every reasonable effort has been made by the publisher (UCLES) to trace copyright holders, but if any items requiring clearance have unwittingly been included, the publisher will be pleased to make amends at the earliest possible opportunity.

To avoid the issue of disclosure of answer-related information to candidates, all copyright acknowledgements are reproduced online in the Cambridge Assessment International Education Copyright Acknowledgements Booklet. This is produced for each series of examinations and is freely available to download at www.cambridgeinternational.org after the live examination series.

Cambridge Assessment International Education is part of the Cambridge Assessment Group. Cambridge Assessment is the brand name of the University of Cambridge Local Examinations Syndicate (UCLES), which itself is a department of the University of Cambridge.

Need a home tutor? Visit smiletutor.sg

Cambridge Assessment International Education
Cambridge International General Certificate of Secondary Education

SPANISH **0530/03**

Paper 3 Speaking Role Play Cards One – Nine **May/June 2019**

TEACHERS' NOTES

Approx. 15 minutes

No Additional Materials are required.

READ THESE INSTRUCTIONS FIRST

Each candidate's Speaking test must consist of the following **three** parts:

Part One of the test consists of two role plays. The role play situations are set out on pages 16–21 of this booklet and must be followed carefully by the teacher/Examiner. The teacher/Examiner must play his/her role as prescribed by Cambridge in order that candidates are given the opportunity to attempt all tasks. Extra tasks must not be created. Candidates should study the situations for fifteen minutes and then be prepared to act the roles assigned to them and respond to the parts played by the teacher/Examiner.

Part Two of the test starts with a presentation by the candidate on a topic of his/her choice. The teacher/Examiner must allow the candidate to speak for 1–2 minutes on his/her prepared topic and then follow this up with specific spontaneous questions related to the topic. This section of the test must last **about five minutes** in total.

Part Three of the test is a spontaneous conversation of a more general nature and must last **about five minutes**.

In the interests of fairness to candidates, centres must adhere to the stipulated timings for the Topic Presentation/Conversation and General Conversation.

The Speaking test must be marked by the centre according to the instructions and a sample submitted for External moderation.

This syllabus is regulated for use in England, Wales and Northern Ireland as a Cambridge International Level 1/Level 2 Certificate.

This document consists of **23** printed pages and **1** blank page.

DC (ST) 168270/4
© UCLES 2019

Need a home tutor? Visit smiletutor.sg

Contents

		Page
ADMINISTRATIVE ARRANGEMENTS		**3**
1	Examination period	3
2	Appointment of teacher/Examiner	3
3	Materials for the Speaking test	3
4	Recorded sample for External moderation	4
5	Two types of mark sheet are provided	4
6	Despatch of materials to Cambridge for External moderation	4
7	Arrangements for the test	5
8	Conduct of the test	5
9	Recording of candidates	6
10	Internal moderation	7
STRUCTURE OF THE TEST		**8**
	Test 1: Role Plays	8
	Test 2: Topic Presentation/Conversation	8
	Test 3: General Conversation	9
	Test 4: Impression	10
MARKING INSTRUCTIONS		**11**
	Table A – Test 1: Role Plays	12
	Tables B and C – Tests 2 and 3: Topic Presentation/Conversation and General Conversation	13
	Table D – Test 4: Impression	15
ROLE PLAYS		**16**
THE WORKING MARK SHEET		**22**
THE COVER SHEET FOR MODERATION SAMPLE		**23**

Each candidate Role Play Card contains two role plays. The list below gives details of the pages on which the Role Play Cards appear in this booklet.

	Role Play A	Role Play B
CARD ONE	Page 16	Page 19
CARD TWO	Page 16	Page 20
CARD THREE	Page 16	Page 21
CARD FOUR	Page 17	Page 19
CARD FIVE	Page 17	Page 20
CARD SIX	Page 17	Page 21
CARD SEVEN	Page 18	Page 19
CARD EIGHT	Page 18	Page 20
CARD NINE	Page 18	Page 21

Need a home tutor? Visit smiletutor.sg

© UCLES 2019

ADMINISTRATIVE ARRANGEMENTS

1 Examination period

The Speaking tests take place before the main examination series as notified on the timetable. Each centre decides on a convenient period within these dates for its Speaking tests.

It is important that dates given for the completion of the Speaking tests and the despatch of recordings and mark sheets to Cambridge are adhered to in order to allow sufficient time for moderation.

2 Appointment of teacher/Examiner

Each centre selects its own teacher/Examiner to conduct and assess the Speaking tests for its candidates. This is normally a teacher from within the Languages department, but could be someone local from outside the centre. Cambridge is not responsible for any fees agreed.

In the interests of standardisation, there will be only one teacher/Examiner per centre. Where a centre wishes to use additional teacher/Examiners, permission to do so **must** be sought from the Languages Group at Cambridge before the start of each Speaking test period. **Permission to use more than one teacher/Examiner will only be granted on the understanding that teacher/Examiners at the centre work together to ensure a common approach to the conduct of the Speaking tests and the application of the mark scheme.** The sample the centre submits to Cambridge should include the work of each teacher/Examiner and a Speaking Examination Working Mark Sheet should be submitted for each teacher/Examiner, with candidate names and numbers clearly entered. Please see paragraph 10 (Internal moderation) for further details.

3 Materials for the Speaking test

Confidential test materials (Teachers' Notes Booklet and Role Play Cards) are despatched by Cambridge approximately two to three weeks before the assessment period. These should be opened in the four working days before the centre's assessment starts and studied, in secure conditions at the centre, by the teacher/Examiner before conducting his/her first Speaking test. Teacher/Examiners who have prepared their own roles fully and are confident in what they are doing are better able to help candidates who experience any difficulty. Once the materials have been opened, the Speaking tests must be completed as soon as is realistically possible. Once the centre has completed its Speaking tests, the materials remain confidential and must be kept in a secure place by the centre.

Please note, the role play situations **remain confidential throughout the examination period**. The Teachers' Notes Booklet and Role Play Cards must be returned to the centre's secure room when they are not being used to prepare or conduct the live Speaking tests.

Need a home tutor? Visit smiletutor.sg

© UCLES 2019

[Turn over

4 Recorded sample for External moderation

The centre must record the Speaking tests of all candidates. In order to allow Cambridge to check the standard of assessment, the centre must then select a number of recordings to submit as its sample for External moderation, according to the instructions below. Only the recordings chosen as part of the sample for External moderation must be sent to Cambridge. The other recordings must be retained at the centre until the result enquiry period has elapsed as they may be requested by Cambridge at a later stage.

- **Centres entering 1–16 candidates** must send the recordings of all the candidates.

- **Centres entering 17 or more candidates** must send:

  (i) the recordings of the first 10 candidates according to candidate number

  and

  (ii) the recordings of 6 candidates spread evenly across the ability range. The candidates selected should be representative of the range of marks awarded by the centre and should be spread as evenly as possible across that range. If possible, the recordings of the strongest and the weakest candidates at the centre should be included, with the other recordings spaced at equal intervals in between.

Note: Centres entering 17 or more candidates must send a total of 16 recordings. The category (ii) candidates must be chosen from candidates who do not fall into category (i). In centres with just over 17 candidates, Cambridge accepts this may mean that the category (ii) candidates are not fully representative of the range.

The recording should be carried out in accordance with the instructions headed 'Recording of candidates' (see paragraph 9). The recording must be sent to Cambridge, together with the Moderator copy of the completed MS1 mark sheet and copies of the completed Speaking Examination Working Mark Sheet and Cover Sheet for Moderation Sample (see pages 22 and 23).

5 Two types of mark sheet are provided

(a) The Speaking Examination Working Mark Sheet is provided in this booklet (see page 22), to be photocopied as required. (An electronic version of the Working Mark Sheet is also available.) Candidates must be marked as they are being examined and not afterwards from a recording. The marks for each section of the test must be entered in detail as specified in the Marking Instructions.

(b) The total marks must then be transferred to the computer-printed Internal Assessment Mark Sheet (MS1) or to computer for centres submitting marks electronically.

6 Despatch of materials to Cambridge for External moderation

(a) Marks and recordings must be returned to Cambridge as soon as all the Speaking tests have been completed. Centres must not wait until the end of the assessment period before despatching them.

(b) **(i)** The Board copy of the completed Internal Assessment Mark Sheet (MS1) must be returned to Cambridge in the separate envelope provided.

Need a home tutor? Visit smiletutor.sg

© UCLES 2019

(ii) The following items must be sent to Cambridge:

- the Moderator copy of the completed Internal Assessment Mark Sheet (MS1) or a signed printout of the marks file for centres submitting marks electronically
- a copy of the completed Speaking Examination Working Mark Sheet
- a copy of the completed Cover Sheet for Moderation Sample
- the recorded sample
- details of Internal moderation procedures (only for centres permitted to use more than one teacher/Examiner).

(c) Copies of both types of mark sheet are to be retained by the centre in case of postal losses or delays.

7 Arrangements for the test

(a) **Quiet conditions**: Centres should ensure well in advance of the Speaking test period that a suitably quiet room will be available. Rooms which are too close to a playground, recreation room or noisy classroom are to be avoided. It is essential to exclude unnecessary background noise, e.g. lawn-mowers, phones. Notices must be displayed to prevent interruptions from people entering the room unaware that a test is in progress.

(b) **Invigilation**: Examination conditions must prevail in the area where the Speaking tests take place, including the space set aside for a candidate to study the role play situations. Adequate supervision must be provided to ensure that each candidate can study alone and in silence and that candidates leaving the interview room do not communicate with those waiting to enter. Candidates are not allowed to bring any notes for use during their preparation time, nor are they allowed to make notes.

(c) **The examination room**: Centres should ensure that a suitably-sized, e.g. not too big, room will be available. Candidates must be examined singly. No other person should be present during the tests, with the exception of another teacher/Examiner or an Officer from Cambridge. In those cases where it is necessary for a second teacher/Examiner to be present during Speaking tests, only one teacher/Examiner must conduct each test.

Teacher/Examiners should be positioned so that they face the candidates when they enter the room, with a table between themselves and the candidates. Candidates should not be positioned where they can see what the teacher/Examiner is writing on the mark sheets as this can be distracting.

Teacher/Examiners must not smoke in the examination room or in the presence of candidates. Those who smoke should arrange for breaks in the timetable as necessary.

8 Conduct of the test

(a) Teacher/Examiners should do their best to put candidates at their ease, e.g. by smiling when they enter the room and indicating where they should sit. A good teacher/Examiner will usually send a candidate out of the interview room smiling, no matter how good or bad the performance has been. However, the use of expressions such as ‘very good’, which candidates may interpret as a comment on performance, should be avoided.

(b) In addition, teacher/Examiners should not walk about or distract candidates in any way (e.g. by doodling or fiddling with papers, etc.); should always appear interested, even in mundane matters; should never show undue surprise, impatience or mockery; and should never correct a candidate.

Need a home tutor? Visit smiletutor.sg

© UCLES 2019

[Turn over

9 Recording of candidates

The centre is responsible for supplying blank CDs in order to record the Speaking tests of all its candidates. The centre is also responsible for supplying recording equipment. All recording equipment must be of as high a standard as possible to ensure that moderation samples are clearly audible. In order to ensure that recording levels are satisfactory for both candidates and teacher/Examiner, the equipment to be used must be tested in situ some time before the actual tests take place, ideally with one of the candidates.

If at all possible, external microphones should be used so that separate microphones can be used for the candidate and the teacher/Examiner. If only one microphone is used, it should be placed nearer to the candidate than to the teacher/Examiner. With a softly-spoken candidate, the microphone should be placed even nearer to the candidate before the start of the test.

Centres with 16 or fewer candidates will send all their recordings to Cambridge for External moderation. Centres with more than 16 candidates must select 16 recordings to send to Cambridge for External moderation, according to the instructions in paragraph 4 (Recorded sample for External moderation). Moderation samples must be recorded at normal speed onto standard format CDs. **Mini CDs must not be used for sending the moderation sample to Cambridge. Each candidate's file must be saved individually and saved as .mp3 so that it can be accessed for the purposes of moderation.**

The recording must <u>not</u> be stopped once a candidate's test has started.

Each CD must be introduced **by the teacher/Examiner**, as follows:

'CD number ...
Centre number e.g. AA111
Centre name e.g. King's College
Examination number 0530
Examination name Spanish
Name of Examiner e.g. Mr R Peters
Date i.e. the date on which the test is conducted'

Each candidate must be introduced **by the teacher/Examiner**, as follows:

'Candidate number e.g. 047
Candidate name e.g. Jane Williams
Role Play Card e.g. Number 4'

CDs
Each CD sleeve must be labelled with syllabus name, syllabus/component number, centre name/number and candidate name/number in recording order. Each CD must be labelled with syllabus/component number and centre number. CD-friendly marker pens must be used to label CDs, as the use of biro, for example, may make the contents of the CD unreadable.

Each recorded file on the CD must be clearly named using the following convention:

centre number_candidate number_syllabus number_component number.

Before CDs are despatched, spot checks must be made to ensure that every candidate is clearly audible.

If for any reason a test has failed to record or there are problems with the audibility of the recordings, the centre must contact Cambridge Customer Services immediately to seek advice.

Need a home tutor? Visit smiletutor.sg

© UCLES 2019

10 Internal moderation

Centres wishing to use more than one teacher/Examiner to conduct and assess Speaking tests must request permission from Cambridge (see paragraph 2). This will only be granted on the understanding that the following procedures are put in place to ensure that marks submitted by the centre are consistent for all candidates, irrespective of which teacher/Examiner conducted and assessed the test:

- The teacher/Examiners conducting and assessing Speaking tests at the centre must work together to ensure a common approach to the conduct of the Speaking test and the application of the mark scheme.

- One teacher/Examiner at the centre must take responsibility for the standardisation of the marking of teacher/Examiners at the centre. This person must ensure that all candidates taking the 0530/03 Speaking test at the centre are judged against the same standards and that a valid rank order of candidates for the centre as a whole is produced. Standardisation can take various forms, but the initial marking of each candidate must be done by the teacher/Examiner as the test is being conducted and not on the basis of a recording.

- The Speaking tests of all candidates at the centre must be recorded. A single recorded sample for External moderation should then be produced according to the instructions in paragraph 4 (Recorded sample), with the additional requirement that the sample should, as far as possible, include equal numbers of recordings from each teacher/Examiner used at the centre. A Speaking Examination Working Mark Sheet should be submitted for each teacher/Examiner, with candidate names and numbers clearly entered.

- The final column on the Speaking Examination Working Mark Sheet (Internal and/or External moderation) must be used to record the results of Internal moderation and details of the centre's Internal moderation procedures must be enclosed with the materials for External moderation.

Guidelines for the Internal standardisation/moderation of Cambridge IGCSE foreign language Speaking tests are available from Cambridge.

Need a home tutor? Visit smiletutor.sg

© UCLES 2019

[Turn over

STRUCTURE OF THE TEST

Test 1: Role Plays (about 5 minutes) 30 marks

(a) A number of alternative Role Play Cards are supplied by Cambridge, and these should be used at random during each session of examining. The teacher/Examiner gives each candidate one card containing two role play situations (Role Play A and Role Play B). Each of these situations consists of five tasks (numbered 1–5 on the Role Play Cards). Candidates must be examined in both role play situations on the card they have been given and must complete all the tasks specified on their card. Having given the first candidate 15 minutes to prepare his/her two situations, the teacher/Examiner should hand a different card to the second candidate to prepare while the first candidate is being examined.

Candidates may not make written notes during their preparation time. They may take the Role Play Card they have prepared into the examination room. However, they may not take the Role Play Card away with them once the Speaking test is over.

Teacher/Examiners should note that although the timing for the role plays is given as five minutes, the actual time it takes to complete them will often be less and will vary from candidate to candidate.

(b) For each role play situation, the role of the teacher/Examiner is specified on pages 16–21 of this booklet. Usually, the teacher/Examiner has to initiate the dialogue. The teacher/Examiner is to assume the role of a well-disposed native speaker with no knowledge of the candidate's first language.

Teacher/Examiners must prepare the situations carefully and ensure that they play their role as prescribed by Cambridge in order that candidates are given the opportunity to attempt all the required tasks. The teacher/Examiner must not create extra tasks, nor must s/he omit tasks.

(c) Each situation must be carried out in full. If the candidate cannot handle one of the tasks set, the teacher/Examiner should not leave too long a pause, but should lead the candidate on to the next task.

(d) Should a candidate miss out a task, the teacher/Examiner should try to guide him/her back to it, in as natural a way as possible, e.g. by repeating or rephrasing a question if the candidate does not complete the task at the first attempt or gives an ambiguous response. It does not matter to Moderators that this may lead to tasks occurring in a different order, as long as they are all attempted. However, teacher/Examiners must ensure that, when rephrasing a task, they do not change its nature, e.g. if the task requires the candidate to produce a particular vocabulary item and this is in fact supplied by the teacher/Examiner, no credit can be given.

For the mark scheme, see Table A of the Marking Instructions.

Test 2: Topic Presentation/Conversation (about 5 minutes) 30 marks

(a) This part of the test starts with a one to two minute presentation by candidates on a topic of their choice which they will have prepared in advance. The teacher/Examiner will follow up the presentation with specific questions on the topic, bringing the total time for the Topic Presentation and Topic Conversation to approximately five minutes.

(b) It is not expected that all candidates within a centre will prepare the same topic. Candidates must be encouraged to choose a topic in which they have a personal interest. Suitable subjects might be, for example, 'School life', 'Hobbies and pastimes' (general or specific), 'My country', 'Life in another country', 'My ambitions', 'Holidays'. Topics dealing with politics or social and economic issues are ambitious for this level of achievement and may disadvantage candidates if they do not possess the linguistic skills and maturity of ideas which such topics necessitate. Candidates

Need a home tutor? Visit smiletutor.sg

© UCLES 2019

should not be allowed to present 'Myself' or 'My life' as topics as these can often pre-empt the General Conversation section.

(c) Candidates may use illustrative material, e.g. photographs, if this seems appropriate to their topic. However, they are not allowed to make or use written notes of any kind. Furthermore, illustrative material must not contain any words or notes of any kind. If illustrative material is used, the centre must enclose a photocopy of the material with the sample for External moderation. The centre number and candidate number must be clearly stated on the photocopy of the illustrative material.

(d) The teacher/Examiner must allow candidates to speak for one to two minutes uninterrupted on their chosen topic before starting the Topic Conversation. Where a candidate has been talking for two minutes and shows no sign of finishing his/her Topic Presentation, the teacher/Examiner must interrupt and start the Topic Conversation.

(e) In the Topic Conversation, candidates should be able to respond to the teacher/Examiner's questions in a spontaneous and natural manner. It is the extent to which candidates can manipulate their prepared material according to the needs of the teacher/Examiner that determines their marks: once the discussion of the prepared Topic begins, candidates must not be allowed to deliver a prepared monologue or a series of obviously prepared replies.

(f) The teacher/Examiner must try to extend the candidate as far as possible by giving him/her the opportunity to provide opinions and justifications and use a variety of tenses. Candidates who do not show that they are able to use past and future tenses accurately cannot be awarded a mark in the Satisfactory band or above for Language (see Table C of the Marking Instructions). In order to extend the candidate as far as possible, the teacher/Examiner should probe, explore, ask for explanations, enlargements, descriptions (how? when? why? tell me a bit more about… etc.).

For the mark scheme, see Tables B and C of the Marking Instructions.

Test 3: General Conversation (about 5 minutes) 30 marks

(a) The teacher/Examiner must indicate to the candidate the point of transition from Topic Conversation to General Conversation.

It can be helpful to ease the candidate into the General Conversation either by starting out from a point of interest noted earlier, or by asking a couple of general 'starter' questions relating to the candidate's everyday life.

Questioning in the General Conversation must not cover the same material as the Topic Conversation, e.g. if the candidate has talked about sport in the Topic Conversation, it is not appropriate for the teacher/Examiner to return to this topic in the General Conversation.

The General Conversation must last the stipulated five minutes for each candidate. Some candidates may dry up after a few minutes, but it is important to persevere with the conversation (e.g. by complete changes of subject), so that they are given every opportunity to do themselves justice.

(b) The teacher/Examiner should aim to cover **two or three** of the Defined Content Examination Topics in this section of the test (these are listed in the Syllabus Content section of the syllabus booklet). With weaker candidates, it may be necessary to cover a greater number of topics superficially, but with more able candidates, the teacher/Examiner should ask a series of linked questions on just two or three topics, in order to explore these in greater depth. Examples of suitable topics are school (subjects, number of periods, times, games, etc.), home, town, journey to and from school, free time (evenings, weekends), holidays, hobbies. All candidates can reasonably be expected to have the command of vocabulary and idiom necessary to discuss these topics.

Need a home tutor? Visit smiletutor.sg

Precise factual information or knowledge is not required, and candidates should not be penalised for lack of such knowledge. The teacher/Examiner should be ready to pass on quickly to another topic if candidates are obviously out of their depth. Teacher/Examiners should try to avoid questions which might embarrass or upset a candidate.

(c) Candidates are expected to give natural replies to questions so their answers need not be in the form of complete sentences. However, candidates whose conversation consists largely of monosyllabic or disjointed replies cannot gain much credit for such a performance, and it is therefore the teacher/Examiner's responsibility to avoid questions inviting answers of simply 'yes' or 'no'. Instead, the teacher/Examiner must use a variety of question types and interrogative adverbs, ranging from a basic level of simple questions which demand short predictable responses, e.g. when? how many? how long? with whom? with what? how? etc., to more searching questions such as why? tell me about… what do you think about?

(d) Questions should be adjusted to the candidate's ability. However, as in the Topic Conversation, the teacher/Examiner must try to extend the candidate as far as possible by giving them the opportunity to explain and justify their opinions and use a variety of tenses (themes could be past visits to other countries, plans for the future, etc.). Candidates who do not show that they are able to use past and future tenses accurately cannot be awarded a mark in the Satisfactory band or above for Language (see Table C of the Marking Instructions). More able candidates may not be able to do themselves justice if the more stretching questions are avoided.

(e) Candidates should be prompted and encouraged where necessary, and long silences should be avoided. However, candidates should not be interrupted unless it is clear that they cannot complete the answer. Incorrect answers should never be corrected, nor answers supplied when none are given. Questions should be rephrased (rather than repeated) in an attempt to maintain the dialogue.

(f) The use of vocabulary or phrases from the candidate's first language should be avoided, except in the case of particular institutions, e.g. names of examinations, types of school, etc.

(g) The teacher/Examiner must avoid talking too much and limiting the amount of time available to candidates to show what they can do. The onus is on candidates to show that they can converse adequately in the language, but at the same time it is up to the teacher/Examiner to make sure that candidates are given every opportunity to do so by following up any opening given.

For the mark scheme, see Tables B and C of the Marking Instructions.

Test 4: Impression 10 marks

At the end of the test, the teacher/Examiner must make an assessment of the candidate's pronunciation, intonation and fluency based on the candidate's overall performance in the Speaking test.

For the mark scheme, see Table D of the Marking Instructions.

Need a home tutor? Visit smiletutor.sg

© UCLES 2019

MARKING INSTRUCTIONS

Use the Speaking Examination Working Mark Sheet (see page 22: to be photocopied as required). An electronic version of the Working Mark Sheet is also available.

Test 1 Role Plays. 30 marks. Use Table A.

Enter the mark for each task in the ten columns 1–10 of the Speaking Examination Working Mark Sheet.

Test 2 Topic Presentation/Conversation. 30 marks. Use Tables B and C.

(i) Award a mark out of 15 for Communication using Table B.
Enter the mark in column 11.

(ii) Award a mark out of 15 for Language using Table C.
Enter the mark in column 12.

Test 3 General Conversation. 30 marks. Use Tables B and C.

Mark as for Test 2 using Tables B and C.
Enter marks out of 15 in columns 13 and 14.

Test 4 Impression. 10 marks. Use Table D.

Enter the mark (maximum 10) in column 15.

Add the marks and enter the total, in large figures, in the column headed Total Mark. Please double-check the addition as even small errors create problems.

Marking: General Principles

1 Teacher/Examiners are urged to use the full range of marks, bearing in mind that it is not necessary for a candidate to be of native speaker standard in order to be given maximum marks within any single category.

2 The general approach is a positive one and marks should be awarded based on what the candidate can do rather than deducted for errors.

3 Above all else, teacher/Examiners should be consistent in their marking. The moderation process allows for adjustments to be made to consistently harsh or consistently generous marking. Where teacher/Examiners are unsure of the mark to award, they should err on the side of generosity.

Need a home tutor? Visit smiletutor.sg

© UCLES 2019

[Turn over

TABLE A – Test 1: Role Plays (30 marks)

In this part of the test, the teacher/Examiner plays the part of a sympathetic native speaker with no knowledge of the candidate's first language.

The role plays test the ability of the candidates to communicate needs, information, requests, etc., in plausibly life-like situations. Intelligibility is therefore more important than grammatical or syntactic accuracy. However, verbal communication only is assessed: credit is not given for gestures, facial expressions or other non-verbal forms of communication.

Candidates are required to give natural responses, not necessarily in the form of full sentences. The use of appropriate register and correct idiom is rewarded.

Each of the ten tasks to be performed in the role plays will be assessed using the mark scheme below. Marks may not be awarded for the completion of tasks other than those specified by Cambridge in the Role Play Cards/Teachers' Notes Booklet, nor for tasks that are omitted.

An accurate utterance which not only conveys the meaning but which is expressed in native idiom and appropriate register. Minor errors (adjective endings, use of prepositions, etc.) are tolerated. The utterance is intelligible and the task of communication is achieved.	3
The language used is not necessarily the most appropriate to the situation and may contain inaccuracies which do not obscure the meaning.	2
Communication of some meaning is achieved, but the native speaker would find the message ambiguous or incomplete.	1
The utterance is unintelligible to the native speaker.	0

NB **1** If there are two elements in a task and only one is completed, then a maximum of one mark only may be awarded.

2 When awarding marks, teacher/Examiners should start at the bottom of the mark scheme and work upwards:

0 = nothing of worth communicated
1 = partial communication
2 = all points communicated – but with some linguistic inaccuracies – meaning clear
3 = meaning clear and accurately conveyed.

3 Short utterances, if appropriate, can be worth three marks.

Need a home tutor? Visit smiletutor.sg

© UCLES 2019

TABLES B and C – Tests 2 and 3: Topic Presentation/Conversation and General Conversation (2 □ 30 marks)

Each of Tests 2 and 3 is awarded two marks: a mark out of 15 for Communication and a mark out of 15 for Language (see Tables B and C).

It is important that teacher/Examiners award marks positively. In order to ensure that they reward achievement rather than penalise failure or omissions, teacher/Examiners should start at the bottom of the mark scheme and work upwards through the descriptors when awarding marks.

The teacher/Examiner should adopt a 'best-fit' approach. For each of the two assessment criteria, Communication (Table B) and Language (Table C), the teacher/Examiner must select the set of descriptors provided in the mark scheme that most closely describes the quality of the work being marked. As the teacher/Examiner works upwards through the mark scheme, s/he will eventually arrive at a set of descriptors that fits the candidate's performance. When s/he reaches this point, the teacher/Examiner should always then check the descriptors in the band above to confirm whether or not there is just enough evidence to award a mark in the higher band.

When awarding the marks for the Topic Presentation/Conversation, the teacher/Examiner may find that the quality of the work produced in the presentation is superior to that produced in the conversation (or vice versa). In such cases, the teacher/Examiner will need to award a mark that takes into account both the strengths and weaknesses of the performance.

To select the most appropriate mark within each set of descriptors, teacher/Examiners should use the following guidance:

- If most of the descriptors fit the work, then the teacher/Examiner will award the middle mark in the band.
- If the descriptors fully fit the work (and the teacher/Examiner had perhaps been considering the band above), the highest of the three marks will be awarded.
- If there is just enough evidence (and the teacher/Examiner had perhaps been considering the band below), then the lowest mark in the band will be awarded.

Where there are only two marks within a band, the choice will be between work which in most respects meets the descriptors and work which just meets the descriptors.

Need a home tutor? Visit smiletutor.sg

© UCLES 2019

[Turn over

TABLE B – Mark Scheme for Communication

This assesses the candidate's response in terms of comprehension of the teacher/Examiner, immediacy of reaction/response, and successful transmission of messages (including presentation of material in the topic).

Outstanding	• A spontaneous interchange between candidate and Examiner. Candidate responds fully and confidently to all question types. • Can justify and explain routinely. • Very consistent performance. Not necessarily of native speaker standard.	14–15
Very good	• Generally understands questions first time, but may require occasional rephrasing. Can respond satisfactorily to both straightforward and unexpected questions. • Regularly develops own ideas and opinions and provides justifications.	12–13
Good	• Has no difficulty with straightforward questions and responds satisfactorily to some unexpected ones. • Communicates essential elements and can expand occasionally. • Regularly expresses opinions with some simple justifications.	10–11
Satisfactory	• Understands most straightforward questions, but has difficulty with some unexpected ones and needs some rephrasing. • Communicates most of the essential elements. • Can convey simple, straightforward opinions.	7–9
Weak	• Has difficulty with many straightforward questions, but still attempts an answer. • Communicates simple pieces of information.	4–6
Poor	• Frequently has difficulty understanding the questions and has great difficulty in replying. • Communicates a few facts.	1–3
	• Communicates no relevant information.	0

Need a home tutor? Visit smiletutor.sg

© UCLES 2019

TABLE C – Mark Scheme for Language

This assesses the linguistic content of the candidate's answers in terms of complexity, accuracy and range of structures, vocabulary and idiom.

Outstanding	• Very accurate use of a wide range of structures, vocabulary and idiom with occasional errors in more complex language. • Not necessarily of native speaker standard.	14–15
Very good	• Wide range of mostly accurate structures and vocabulary.	12–13
Good	• Good range of generally accurate structures, varied vocabulary.	10–11
Satisfactory*	• Adequate range of structures and vocabulary. **Can use past and future tenses accurately.** Some ambiguity.	7–9
Weak	• Some manipulation of structures and awareness of verbs, though often faulty and/or incomplete. Shows elementary, limited vocabulary.	4–6
Poor	• Shows very limited range of structures and vocabulary.	1–3
	• Nothing coherent or accurate enough to be comprehensible.	0

*Candidates who do not show that they are able to use past and future tenses accurately cannot be awarded a mark in the Satisfactory band or above for Language.

TABLE D – Impression (10 marks)

This assesses the candidate's performance across the whole Speaking test in terms of pronunciation, intonation and fluency.

Very good pronunciation, intonation and fluency; an occasional slight mistake or hesitation. Not necessarily of native speaker standard.	9–10
Good pronunciation and fluency; makes a fair attempt at correct intonation and expression; some mistakes and/or hesitation.	7–8
A fair degree of fluency and accuracy in pronunciation despite quite a number of errors; some attempt at intonation and expression.	5–6
Conveys some meaning despite a lack of fluency and many errors; pronunciation strongly influenced by first language.	3–4
Many gross errors; frequently incomprehensible.	1–2
Nothing comprehensible.	0

Need a home tutor? Visit smiletutor.sg

© UCLES 2019

[Turn over

For Role Play Cards One, Two, Three. Role Play A.

A

Estudiante: tú mismo/a
Profesor(a): empleado/a de una tienda de recuerdos

Estás de vacaciones en México. Vas a una tienda de recuerdos porque quieres comprar un regalo.

P Salude al/a la estudiante y pregúntele "¿En qué puedo servirlo/la?"

E **(i)** Saluda al empleado / a la empleada; **y**

(ii) Dile lo que quieres.

P Pregúntele "¿Quiere pósteres o bolígrafos?"

E Escucha lo que te dice y dile qué quieres.

P Pregúntele "¿Cuántos quiere?"

E Dile cuántos quieres.

P Dígale "Aquí tiene. ¿Para quién es el regalo?"

E Dile para quién es el regalo.

P Dígale "Muy bien."

E **(i)** Dale las gracias; **y**

(ii) Pregunta el precio.

P Responda de forma apropiada y termine la conversación.

Need a home tutor? Visit smiletutor.sg

© UCLES 2019

For Role Play Cards Four, Five, Six. Role Play A

A

Estudiante: tú mismo/a
Profesor(a): empleado/a de la oficina de billetes de tren

Estás en España. Vas a la estación de tren. Quieres comprar un billete para Madrid.

P Salude al/a la estudiante y pregúntele "¿En qué puedo servirlo/la?"

E **(i)** Saluda al empleado / a la empleada; **y**

(ii) Dile lo que quieres.

P Pregúntele "¿Para qué día quiere el billete?"

E Dile para qué día quieres el billete.

P Pregúntele "¿Quiere un billete de ida o de ida y vuelta?"

E Escucha lo que te dice y dile qué tipo de billete quieres.

P Pregúntele "¿A qué hora quiere salir?"

E Dile a qué hora quieres salir.

P Dígale "Muy bien."

E **(i)** Dale las gracias; **y**

(ii) Pregunta el precio.

P Responda de forma apropiada y termine la conversación.

Need a home tutor? Visit smiletutor.sg

© UCLES 2019

[Turn over

For Role Play Cards Seven, Eight, Nine. Role Play A

A

Estudiante: tú mismo/a
Profesor(a): empleado/a del restaurante

Llamas a un restaurante en España. Quieres reservar una mesa.

P **Salude al/a la estudiante y diga "Restaurante Las Palmas. ¿En qué puedo servirlo/la?"**

E **(i)** Saluda al empleado / a la empleada; **y**

(ii) Dile lo que quieres.

P **Pregúntele "¿Para qué día quiere la reserva?"**

E Dile para qué día quieres la reserva.

P **Pregúntele "¿A qué hora quiere la reserva?"**

E Dile a qué hora quieres la reserva.

P **Pregúntele "¿Quiere la mesa dentro o fuera?"**

E Escucha lo que te dice y dile dónde quieres la mesa.

P **Dígale "Muy bien."**

E **(i)** Dale las gracias; **y**

(ii) Haz una pregunta apropiada. (¿menú para vegetarianos? ¿descuento para estudiantes?)

P **Responda de forma apropiada y termine la conversación.**

Need a home tutor? Visit smiletutor.sg

© UCLES 2019

For Role Play Cards One, Four, Seven. Role Play B

B

Estudiante: tú mismo/a
Profesor(a): médico/a

Estás de vacaciones en Perú. Vas al médico porque tienes dolor de estómago.

P **Salude al/a la estudiante y pregúntele "¿En qué puedo servirlo/la?"**

E **(i)** Saluda al médico / a la médica; **y**

(ii) Dile qué problema tienes.

P **Pregúntele "¿Qué estaba haciendo cuando empezó el dolor? Y ¿le duele algo más?"**

E **(i)** Dile qué estabas haciendo cuando empezó el dolor; **y**

(ii) Dile qué más te duele.

P **Pregúntele "¿Qué comes normalmente?"**

E Responde a lo que te pregunta.

P **Dígale "Bueno, no es serio. Hoy no debería comer nada."**

E (El médico/La médica te dice que hoy no puedes comer.)

(i) No estás contento/a: ¿Qué dices?

(ii) Explica por qué tienes que comer.

P **Dígale "Lo entiendo pero lo mejor es solo beber agua."**

E Quieres saber cuándo puedes comer otra vez. Haz **una** pregunta apropiada.

P **Responda de forma apropiada y termine la conversación.**

Need a home tutor? Visit smiletutor.sg

© UCLES 2019

[Turn over

For Role Play Cards Two, Five, Eight. Role Play B

B

Estudiante: tú mismo/a
Profesor(a): empleado/a del museo

Estás en España. Quieres visitar una exposición de arte pero has perdido las entradas.

P **Salude al/a la estudiante y pregúntele "¿En qué puedo servirlo/la?"**

E **(i)** Saluda al empleado / a la empleada; **y**

(ii) Dile qué problema tienes.

P **Pregúntele "¿Dónde compró las entradas? Y ¿cuál es su apellido?"**

E **(i)** Dile dónde compraste las entradas; **y**

(ii) Dile cuál es tu apellido.

P **Pregúntele "¿Para qué fecha es la visita?"**

E Responde a lo que te pregunta.

P **Dígale "Sí, veo su reserva. Puedo darle entradas para esta tarde."**

E (El empleado/La empleada puede darte entradas para esta tarde.)

(i) No estás contento/a: ¿Qué dices?

(ii) Explica por qué no puedes visitar la exposición esta tarde.

P **Dígale "Lo siento mucho pero no puedo hacer nada más."**

E Quieres saber si puedes visitar la exposición mañana. Haz **una** pregunta apropiada.

P **Responda de forma apropiada y termine la conversación.**

Need a home tutor? Visit smiletutor.sg

© UCLES 2019

For Role Play Cards Three, Six, Nine. Role Play B

B

Estudiante: tú mismo/a
Profesor(a): mecánico/a

Estás de viaje en la Argentina. Vas al garaje porque tu coche no funciona.

P **Salude al/a la estudiante y pregúntele "¿En qué puedo servirlo/la?"**

E **(i)** Saluda al mecánico / a la mecánica; **y**

(ii) Dile qué problema tienes.

P **Pregúntele "¿Cuándo empezó el problema? Y ¿cómo es el coche?"**

E **(i)** Dile cuándo empezó el problema; **y**

(ii) Dile cómo es el coche.

P **Pregúntele "¿Cuándo necesita el coche?"**

E Responde a lo que te pregunta.

P **Dígale "Es imposible. Tenemos mucho trabajo ahora mismo."**

E (El coche no va a estar reparado a tiempo.)

(i) Estás enfadado/a: ¿Qué dices?

(ii) Explica por qué necesitas el coche antes.

P **Dígale "Haré todo lo posible."**

E Quieres saber si el mecánico/la mecánica tiene el número de teléfono de un taxi. Haz **una** pregunta apropiada.

P **Responda de forma apropiada y termine la conversación.**

Need a home tutor? Visit smiletutor.sg

© UCLES 2019

[Turn over

© UCLES 2019

SPANISH (0530)
Speaking Examination Working Mark Sheet

Please read the instructions printed in the Teachers' Notes Booklet before completing this form.

Centre Number						Centre Name		**June**	**2**	**0**	**1**	**9**

Candidate Number	R.P. Card no.	Candidate Name		Role Play A (max 15)					Role Play B (max 15)					Topic / Topic Conversation (max 30)		General Conversation (max 30)		Impression (max 10)	Total Mark	Internal and/or External Moderation
			Task	1	2	3	4	5	6	7	8	9	10	11	12	13	14	15		
			Mark (Max)	**3**	**3**	**3**	**3**	**3**	**3**	**3**	**3**	**3**	**3**	**15**	**15**	**15**	**15**	**10**	**100**	

Need a home tutor? Visit smiletutor.sg

Name of Examiner completing this form in capitals		Signature		Date						

Cambridge IGCSE Spanish (0530): Cover Sheet for Moderation Sample

A copy of this cover sheet must be completed by the centre and enclosed with the moderation documentation and recorded sample to be despatched to Cambridge.

Centre name: | **Centre number:**

1 Tick to confirm that the required moderation documents are enclosed:

- ☐ (i) Moderator copy of MS1 **or** printout of Internal Marks Report.
- ☐ (ii) Copy of completed Working Mark Sheet(s) (WMS).*

(* One WMS per Examiner in centres using more than one Examiner)

If any other documents are enclosed for Cambridge's attention, please list them below:

.....

2 Tick to confirm that documentation has been checked for arithmetical and transcription errors:

- ☐ (i) Addition of marks on WMS has been checked and Total Mark is correct for each candidate.
- ☐ (ii) Total Mark for each candidate has been correctly transferred to the MS1 or computer.

3 Tick to confirm that the recording quality of moderation samples has been checked:

- ☐ All sample recordings are clearly audible.
- ☐ Samples are recorded on standard size CDs and recorded at normal speed.
- ☐ **Digital recordings only:** each candidate saved individually and files saved as .mp3.

4 Tick to confirm that the correct number of candidates has been submitted for moderation:

For centres with 16 or fewer candidates, the following are enclosed:

- ☐ Recordings of the complete Speaking tests of all candidates.

For centres with 17 or more candidates, the following are enclosed:

- ☐ (i) Recordings of the complete Speaking tests of 6 candidates across the range **AND**
- ☐ (ii) Recordings of the complete Speaking tests of the first 10 candidates by candidate number.

5 CENTRES USING MORE THAN 1 EXAMINER – tick to confirm Internal moderation procedures:

- ☐ Copy of permission from Cambridge to use more than 1 Examiner enclosed.
- ☐ Internal moderation carried out and details of Internal moderation procedures enclosed.

Materials checked by: (name) | **Date:**

(signature)

Need a home tutor? Visit smiletutor.sg

© UCLES 2019

BLANK PAGE

Permission to reproduce items where third-party owned material protected by copyright is included has been sought and cleared where possible. Every reasonable effort has been made by the publisher (UCLES) to trace copyright holders, but if any items requiring clearance have unwittingly been included, the publisher will be pleased to make amends at the earliest possible opportunity.

To avoid the issue of disclosure of answer-related information to candidates, all copyright acknowledgements are reproduced online in the Cambridge Assessment International Education Copyright Acknowledgements Booklet. This is produced for each series of examinations and is freely available to download at www.cambridgeinternational.org after the live examination series.

Cambridge Assessment International Education is part of the Cambridge Assessment Group. Cambridge Assessment is the brand name of the University of Cambridge Local Examinations Syndicate (UCLES), which itself is a department of the University of Cambridge.

Need a home tutor? Visit smiletutor.sg

Cambridge Assessment International Education

Grade thresholds – November 2019

Cambridge IGCSE™ Spanish (Foreign Language) (0530)

Grade thresholds taken for Syllabus 0530 (Spanish (Foreign Language)) in the November 2019 examination.

		minimum raw mark required for grade:						
	maximum raw mark available	A	B	C	D	E	F	G
Component 11	45	31	26	21	17	13	9	5
Component 12	45	31	26	21	17	13	9	5
Component 13	45	31	26	21	17	13	9	5
Component 21	45	33	27	22	19	16	13	9
Component 22	45	33	27	22	19	16	13	9
Component 23	45	33	27	22	19	16	13	9
Component 3	100	80	70	60	50	40	30	20
Component 41	50	38	32	26	21	16	11	6
Component 42	50	38	32	26	21	16	11	6
Component 43	50	38	32	26	21	16	11	6

Grade A* does not exist at the level of an individual component.

The maximum total mark for this syllabus, after weighting has been applied, is **200**.

The overall thresholds for the different grades were set as follows.

Option	Combination of Components	A*	A	B	C	D	E	F	G
X	03, 11, 21, 41	172	149	126	104	86	68	50	32
Y	03, 12, 22, 42	172	149	126	104	86	68	50	32
Z	03, 13, 23, 43	172	149	126	104	86	68	50	32

Learn more! For more information please visit **www.cambridgeinternational.org** or contact Customer Services on **+44 (0)1223 553554** or email **info@cambridgeinternational.org**

Need a home tutor? Visit Cambridge Tutor.

Cambridge Assessment International Education
Cambridge International General Certificate of Secondary Education

SPANISH **0530/11**

Paper 1 Listening **October/November 2019**

MARK SCHEME

Maximum Mark: 45

Published

This mark scheme is published as an aid to teachers and candidates, to indicate the requirements of the examination. It shows the basis on which Examiners were instructed to award marks. It does not indicate the details of the discussions that took place at an Examiners' meeting before marking began, which would have considered the acceptability of alternative answers.

Mark schemes should be read in conjunction with the question paper and the Principal Examiner Report for Teachers.

Cambridge International will not enter into discussions about these mark schemes.

Cambridge International is publishing the mark schemes for the October/November 2019 series for most Cambridge IGCSE™, Cambridge International A and AS Level components and some Cambridge O Level components.

This syllabus is regulated for use in England, Wales and Northern Ireland as a Cambridge International Level 1/Level 2 Certificate.

This document consists of **16** printed pages.

© UCLES 2019

Need a home tutor? Visit smiletutor.sg

PUBLISHED

Generic Marking Principles

These general marking principles must be applied by all examiners when marking candidate answers. They should be applied alongside the specific content of the mark scheme or generic level descriptors for a question. Each question paper and mark scheme will also comply with these marking principles.

GENERIC MARKING PRINCIPLE 1:

Marks must be awarded in line with:

- the specific content of the mark scheme or the generic level descriptors for the question
- the specific skills defined in the mark scheme or in the generic level descriptors for the question
- the standard of response required by a candidate as exemplified by the standardisation scripts.

GENERIC MARKING PRINCIPLE 2:

Marks awarded are always **whole marks** (not half marks, or other fractions).

GENERIC MARKING PRINCIPLE 3:

Marks must be awarded **positively**:

- marks are awarded for correct/valid answers, as defined in the mark scheme. However, credit is given for valid answers which go beyond the scope of the syllabus and mark scheme, referring to your Team Leader as appropriate
- marks are awarded when candidates clearly demonstrate what they know and can do
- marks are not deducted for errors
- marks are not deducted for omissions
- answers should only be judged on the quality of spelling, punctuation and grammar when these features are specifically assessed by the question as indicated by the mark scheme. The meaning, however, should be unambiguous.

GENERIC MARKING PRINCIPLE 4:

Rules must be applied consistently e.g. in situations where candidates have not followed instructions or in the application of generic level descriptors.

© UCLES 2019

GENERIC MARKING PRINCIPLE 5: Marks should be awarded using the full range of marks defined in the mark scheme for the question (however; the use of the full mark range may be limited according to the quality of the candidate responses seen).
GENERIC MARKING PRINCIPLE 6: Marks awarded are based solely on the requirements as defined in the mark scheme. Marks should not be awarded with grade thresholds or grade descriptors in mind.

© UCLES 2019

1. General Marking Principles

1.1 It is not possible to list all acceptable alternatives in the Detailed Mark Scheme provided in Section 2. You will need to consider all alternative answers and unexpected approaches in candidates' scripts, make a decision on whether they communicate the required elements, in consultation with your Team Leader if necessary (or with your Product Manager if you are a single Examiner), and award marks accordingly.

The following marking principles underpin the detailed instructions provided in Section 2 of the Mark Scheme. **Where a decision is taken to deviate from these principles for a particular question, this will be specified in the Mark Scheme.** Often the general principles will have to be weighed up against each other, e.g. the answer might pass the look-alike test (1.5(b)), but if the candidate has produced an answer that is another word in the target language they will not score (1.6).

1.2 Crossing out:

(a)	If a candidate changes his/her mind over an answer and crosses out an attempt, award a mark if the final attempt is correct.
(b)	If a candidate crosses out an answer to a whole question but makes no second attempt at it, mark the crossed out work.

1.3 More than the stipulated number of boxes ticked/crossed by the candidate:

(a)	If more than one attempt is visible, but the candidate has clearly indicated which attempt is his/her final answer (e.g. by crossing out other attempts or by annotating the script in some way), mark in the usual way.
(b)	If two attempts are visible (e.g. 2 boxes ticked instead of the 1 box stipulated), and neither has been crossed out/discounted by the candidate, no mark can be awarded.
(c)	Where candidates must tick a number of boxes (e.g. tick the 6 true statements) and tick too many, apply the following rule: deduct the number of 'extra' answers indicated by the candidate from their number of correct answers. The remaining number is the mark awarded, e.g. the candidate is asked to tick 6 statements, but ticks 8. 5 of the ticks are correctly placed, but 2 are 'extras' (8 ticks placed by candidate minus 6 ticks required by rubric = 2 'extras'). Therefore, the candidate is awarded a mark of 3.
(d)	Answers in pen do not take precedence over answers in pencil, e.g. if a candidate is asked to tick 1 box and ticks 2, one in pen and the other in pencil, the mark cannot be awarded unless there is explicit indication from the candidate as to which is his/her final answer.

© UCLES 2019

1.4 For questions requiring more than one element for the answer, (i) and (ii), where the answers are interchangeable:

(a)	Both correct answers on line 1 and line 2 blank = 2
(b)	Both correct answers on line 1 and line 2 wrong = 1

1.5 Answers requiring the use of Spanish (rather than a non-verbal response) should be marked for communication. Tolerate inaccuracies provided the message is clear.

(a)	'If in doubt, sound it out': if you read what the candidate has written, does it sound like the correct answer?
(b)	Look-alike test: does what the candidate has written look like the correct answer?
(c)	Accept incorrect gender or person unless Mark Scheme specifies otherwise.
(d)	Accept incorrect possessive adjectives, e.g. mi, tu, su etc., unless Mark Scheme specifies otherwise.
(e)	Accept incorrect tense unless Mark Scheme specifies otherwise.
(f)	Tolerate incorrect auxiliary unless Mark Scheme specifies otherwise.
(g)	Tolerate incorrect use of infinitive unless Mark Scheme specifies otherwise.

1.6 Unless the Mark Scheme specifies otherwise, **do not accept incorrect Spanish if the word given means something else in Spanish**. (Incorrect Spanish which constitutes a word in any language other than Spanish is marked (i) on the basis of whether it is accepted or refused in the Mark Scheme and (ii) if not mentioned in the Mark Scheme, on the basis of 1.5 above).

1.7 Where words are combined or split inappropriately do not award the mark, e.g. 'supadre' and 'elar ticulo' (inappropriate splitting or combination is an indication that the candidate has not understood).

© UCLES 2019

1.8 Annotation used in the Mark Scheme:

(a)	INV = invalidation and is used when additional material included by the candidate is judged to invalidate an otherwise correct answer thus preventing him/her from scoring the mark (INV = 0).
(b)	tc = 'tout court' and means that on its own the material is not sufficient to score the mark.
(c)	HA = harmless additional material which in conjunction with the correct answer does not prevent the candidate from scoring the mark.
(d)	BOD = benefit of the doubt and is used to indicate material considered by the Examiner and judged to be more correct than incorrect: the benefit of the doubt is given to the candidate and the mark is awarded.

1.9 No response and '0' marks

There is a NR (No Response) option in **RM Assessor**.

Award NR (No Response):
If there is nothing written at all in the answer space or
If there is only a comment which does not in any way relate to the question being asked (e.g. 'can't do' or 'don't know') or
If there is only a mark which isn't an attempt at the question (e.g. a dash, a question mark).

Award 0:
If there is any attempt that earns no credit. This could, for example, include the candidate copying all or some of the question, or any working that does not earn any marks, whether crossed out or not.

© UCLES 2019

1.10 Extra material:

It is the candidate's responsibility to answer questions in such a way as to demonstrate to the Examiner that s/he has understood the recorded material. Where candidates introduce extra, irrelevant material to an otherwise correct answer the danger is that the Examiner is being forced to 'choose' the correct answer and s/he cannot be certain that the candidate has shown understanding. Where the Examiner is put in this position the mark cannot be awarded. The Detailed Mark Scheme cannot cover all eventualities and where specific instructions are not provided, Examiners must check the transcript to ensure the correct elements which would qualify for the mark are not contradicted or distorted by any extra material. The following, general, rules should be applied:

(a)	Extra material, mentioned in the Mark Scheme, which reinforces the correct answer or in itself constitutes an alternative correct answer:	this is acceptable and is not penalised
(b)	Extra material which constitutes an alternative answer, **but which is not explicitly mentioned in the Mark Scheme:**	the Examiner needs to decide, by consulting the transcript and the Team Leader if necessary, whether the alternative answer constitutes: (i) an alternative correct answer, in which case this falls into category (a) and the answer should be rewarded (ii) or an answer which on its own would be refused, in which case this falls into category (c) and the answer should be refused
(c)	Extra material which constitutes an alternative answer **specifically refused in the Mark Scheme:**	this puts the Examiner in the position of having to 'choose' which is the candidate's 'final' answer – the Examiner cannot be sure what the candidate has understood – and the mark cannot be awarded
(d)	Extra material which distorts or contradicts the correct answer:	this affects communication – the Examiner cannot be sure what the candidate has understood – and the mark cannot be awarded
(e)	Extra material introduced by the candidate and which does not feature in the original transcript:	this affects communication – the Examiner cannot be sure what the candidate has understood – and the mark cannot be awarded. It can sometimes be difficult to draw the line between what is a deduction made by an able candidate on the basis of what they have heard and pure guesswork. Therefore, where a particular answer is not covered in the Mark Scheme, Examiners should consult their Team Leader

© UCLES 2019

2 Detailed Mark Scheme

Section 1 Exercise 1

Question	Answer	Marks	Guidance
1	B	**1**	
2	B	**1**	
3	D	**1**	
4	A	**1**	
5	C	**1**	
6	D	**1**	
7	D	**1**	
8	C	**1**	

© UCLES 2019

Section 1 Exercise 2

Question	Answer	Marks	Guidance
9	Nieve niebe	**1**	**REFUSE:** Neive, nueve, lleve, neve Nuestra(INV) nieve
10	C	**1**	
11	A	**1**	
12	B	**1**	
13	A	**1**	
14	C	**1**	
15	B	**1**	

© UCLES 2019

Section 2 Exercise 1

Question	Answer	Marks	Guidance
16	**(a)** **(b)** ✓ **(c)** ✓ **(d)** ✓ **(e)** **(f)** **(g)** ✓ **(h)** **(i)** ✓ **(j)** **(k)** ✓ **(l)**		

Question	Answer	Marks	Guidance
	Type in the letter for each correct option: b, c, d, g, j, k	**6**	A mark out of 6 is entered for the whole exercise in the mark input box. If more than 6 boxes are ticked by the candidate, indicate 'working' in 'Comments' box: e.g. 7 boxes ticked of which 6 are correct use formula 6–1 = 5 (where 1 = the number of extra boxes ticked).

© UCLES 2019

Section 2 Exercise 2: Part 1

Question	Answer	Marks	Guidance
17	Internet	**1**	
18	grandes	**1**	**REFUSE:** Granda: Tierra baja, inculta y llena de maleza. RAE
19	Amigos/as amigo	**1**	
20	Plaza/plasa	**1**	**REFUSE:** Plazo/ plaça
21	horrible /horible/orible/orrible, horribles hice un tiempo horrible	**1**	**REFUSE:** malo

Section 2 Exercise 2: Part 2

Question	Answer	Marks	Guidance
22	Nadie/; no nadie Aparte de los que la organizaron (HA?) no fue nadie; ninguna persona fue, ninguno, ningún?	**1**	**REFUSE:** no vino/un nadie
23	difícil difisil	**1**	**REFUSE:** defecil Dificile?
24	Voluntarios/En una iglesia cercana buscó un grupo que estaba buscando voluntarios/voluntarios del mismo trabajo HA Estaba buscando de voluntarios, Procurar voluntarios:	**1**	**REFUSE:** Volontarios, volentarios
25	(a) trabajar en grupo/con otros (chicos) aprendía trabajar en grupo	**1**	**REFUSE:** Groupo INV

NB For questions with 2 interchangeable answers: 2 correct answers on line 1, line 2 blank = 2; 2 correct answers on line 1, line 2 wrong = 1 (or vice versa)

© UCLES 2019

Section 3 Exercise 1

Question	Answer	Marks	Guidance
26	C	**1**	
27	B	**1**	
28	D	**1**	
29	C	**1**	
30	D	**1**	
31	A	**1**	

© UCLES 2019

Section 3 Exercise 2

Question	Answer	Marks	Guidance
32	al terminar la universidad/cuand terminara la universidad;/ cuando termino (sin acento) su universidad; Terminar la universidad. Además Luis fue con Roberto. HA A terminad universidad, terminado universidad	**1**	**REFUSE:** cuande tiermina universidad, en universidad **REFUSE:** cuando terminó colegio, porque terminar
33	Luis quería viajar de forma diferente/de otra forma/de manera distinta/ Los dos querían viajar de formas diferentes; Luis viajar con forma diferente Quería tomar trasporte diferente. Luis quería viajar diferente	**1**	**REFUSE:** Trabajar de forma diferente, difirente, en forme diffirente **REFUSE:** Viajar como un turista **REFUSE:** porque Luis quería viajar de auto y roberto quería viajar de transporte público (wrong way round);
34	Incómodo/iba ser incómodo, pero no se importaba Un incomodo	**1**	**REFUSE:** Encomodo, a ser incomodo **REFUSE:** Seria incomodo pero le importaba (INV)
35	pelear/pelearse; fue pelear; an peleado; peliaron/peliar pelea	**1**	**REFUSE:** pelia
36	Contento/a, era muy contento; sintió contento	**1**	**REFUSE:** feliz/Roberto sentia muy fueliz/tenía derecho muy contento, **REFUSE:** si no podia

37	(Era) demasiado duro (para seguir así), assi lo fue demasiado duro, era más duro con el peso muchila, calor, insecto, era demasiado duro	**1**	**REFUSE:** era demasiado duro para segir INVL **REFUSE:** era demasado
38	(había) una fiesta (importante) festa RAE (desusado) Importante que había una fiesta del pueblo; tuve una fiesta; sorpresa agradable fiesta importante	**1**	**REFUSE:** Una fiesta importante. Buscamos un hotel. (INV?)
39	(Verb needed) era algo verdadero (no solo para los turistas); vieron algo de verdadero/era algo no solo turístico/para turistas	**1**	**REFUSE:** verdadeiro **REFUSE:** Era alguien verdadero **REFUSE:** Vieron bailes tradicionales con trajes típicos/era algo especial
40	más amigos (que antes)/se quedaron más amigos termino (sin acento) con Roberto y Luis mas amigos que antes terminaron más amigos grandes (HA)	**1**	**REFUSE:** Mas amigos te (INV) antes **REFUSE:** Visitaron varios pueblos **REFUSE:** Visitamos varios pueblos. Hicimos todo de forma tranquila. (INV) Más amigos de antes.

NB For questions with 2 interchangeable answers: 2 correct answers on line 1, line 2 blank = 2; 2 correct answers on line 1, line 2 wrong = 1 (or vice versa)

© UCLES 2019

Cambridge Assessment International Education
Cambridge International General Certificate of Secondary Education

SPANISH **0530/12**

Paper 1 Listening **October/November 2019**

MARK SCHEME

Maximum Mark: 45

Published

This mark scheme is published as an aid to teachers and candidates, to indicate the requirements of the examination. It shows the basis on which Examiners were instructed to award marks. It does not indicate the details of the discussions that took place at an Examiners' meeting before marking began, which would have considered the acceptability of alternative answers.

Mark schemes should be read in conjunction with the question paper and the Principal Examiner Report for Teachers.

Cambridge International will not enter into discussions about these mark schemes.

Cambridge International is publishing the mark schemes for the October/November 2019 series for most Cambridge IGCSE™, Cambridge International A and AS Level components and some Cambridge O Level components.

This syllabus is regulated for use in England, Wales and Northern Ireland as a Cambridge International Level 1/Level 2 Certificate.

This document consists of **14** printed pages.

© UCLES 2019

Need a home tutor? Visit smiletutor.sg

Generic Marking Principles

These general marking principles must be applied by all examiners when marking candidate answers. They should be applied alongside the specific content of the mark scheme or generic level descriptors for a question. Each question paper and mark scheme will also comply with these marking principles.

GENERIC MARKING PRINCIPLE 1:

Marks must be awarded in line with:

- the specific content of the mark scheme or the generic level descriptors for the question
- the specific skills defined in the mark scheme or in the generic level descriptors for the question
- the standard of response required by a candidate as exemplified by the standardisation scripts.

GENERIC MARKING PRINCIPLE 2:

Marks awarded are always **whole marks** (not half marks, or other fractions).

GENERIC MARKING PRINCIPLE 3:

Marks must be awarded **positively**:

- marks are awarded for correct/valid answers, as defined in the mark scheme. However, credit is given for valid answers which go beyond the scope of the syllabus and mark scheme, referring to your Team Leader as appropriate
- marks are awarded when candidates clearly demonstrate what they know and can do
- marks are not deducted for errors
- marks are not deducted for omissions
- answers should only be judged on the quality of spelling, punctuation and grammar when these features are specifically assessed by the question as indicated by the mark scheme. The meaning, however, should be unambiguous.

GENERIC MARKING PRINCIPLE 4:

Rules must be applied consistently e.g. in situations where candidates have not followed instructions or in the application of generic level descriptors.

© UCLES 2019

GENERIC MARKING PRINCIPLE 5: Marks should be awarded using the full range of marks defined in the mark scheme for the question (however; the use of the full mark range may be limited according to the quality of the candidate responses seen).
GENERIC MARKING PRINCIPLE 6: Marks awarded are based solely on the requirements as defined in the mark scheme. Marks should not be awarded with grade thresholds or grade descriptors in mind.

© UCLES 2019

1 General Marking Principles

1.1 It is not possible to list all acceptable alternatives in the Detailed Mark Scheme provided in Section 2. You will need to consider all alternative answers and unexpected approaches in candidates' scripts, make a decision on whether they communicate the required elements, in consultation with your Team Leader if necessary (or with your Product Manager if you are a single Examiner), and award marks accordingly.

The following marking principles underpin the detailed instructions provided in Section 2 of the Mark Scheme. **Where a decision is taken to deviate from these principles for a particular question, this will be specified in the Mark Scheme.** Often the general principles will have to be weighed up against each other, e.g. the answer might pass the look-alike test (1.5(b)), but if the candidate has produced an answer that is another word in the target language they will not score (1.6).

1.2 Crossing out:

(a)	If a candidate changes his/her mind over an answer and crosses out an attempt, award a mark if the final attempt is correct.
(b)	If a candidate crosses out an answer to a whole question but makes no second attempt at it, mark the crossed out work.

1.3 More than the stipulated number of boxes ticked/crossed by the candidate:

(a)	If more than one attempt is visible, but the candidate has clearly indicated which attempt is his/her final answer (e.g. by crossing out other attempts or by annotating the script in some way), mark in the usual way.
(b)	If two attempts are visible (e.g. 2 boxes ticked instead of the 1 box stipulated), and neither has been crossed out/discounted by the candidate, no mark can be awarded.
(c)	Where candidates must tick a number of boxes (e.g. tick the 6 true statements) and tick too many, apply the following rule: deduct the number of 'extra' answers indicated by the candidate from their number of correct answers. The remaining number is the mark awarded, e.g. the candidate is asked to tick 6 statements, but ticks 8. 5 of the ticks are correctly placed, but 2 are 'extras' (8 ticks placed by candidate minus 6 ticks required by rubric = 2 'extras'). Therefore the candidate is awarded a mark of 3.
(d)	Answers in pen do not take precedence over answers in pencil, e.g. if a candidate is asked to tick 1 box and ticks 2, one in pen and the other in pencil, the mark cannot be awarded unless there is explicit indication from the candidate as to which is his/her final answer.

© UCLES 2019

1.4 For questions requiring more than one element for the answer, (i) and (ii), where the answers are interchangeable:

(a)	Both correct answers on line 1 and line 2 blank = 2
(b)	Both correct answers on line 1 and line 2 wrong = 1

(or vice-versa)

1.5 Answers requiring the use of Spanish (rather than a non-verbal response) should be marked for communication. Tolerate inaccuracies provided the message is clear.

(a)	'If in doubt, sound it out': if you read what the candidate has written, does it sound like the correct answer?
(b)	Look-alike test: does what the candidate has written look like the correct answer?
(c)	Accept incorrect gender or person unless Mark Scheme specifies otherwise.
(d)	Accept incorrect possessive adjectives, e.g. mi, tu, su etc., unless Mark Scheme specifies otherwise.
(e)	Accept incorrect tense unless Mark Scheme specifies otherwise.
(f)	Tolerate incorrect auxiliary unless Mark Scheme specifies otherwise.
(g)	Tolerate incorrect use of infinitive unless Mark Scheme specifies otherwise.

1.6 Unless the Mark Scheme specifies otherwise, **do not accept incorrect Spanish if the word given means something else in Spanish**. (Incorrect Spanish which constitutes a word in any language other than Spanish is marked (i) on the basis of whether it is accepted or refused in the Mark Scheme and (ii) if not mentioned in the Mark Scheme, on the basis of 1.5 above).

1.7 Where words are combined or split inappropriately do not award the mark, e.g. 'supadre' and 'elar ticulo' (inappropriate splitting or combination is an indication that the candidate has not understood).

© UCLES 2019

1.8 Annotation used in the Mark Scheme:

(a)	INV = invalidation and is used when additional material included by the candidate is judged to invalidate an otherwise correct answer thus preventing him/her from scoring the mark (INV = 0).
(b)	tc = 'tout court' and means that on its own the material is not sufficient to score the mark.
(c)	HA = harmless additional material which in conjunction with the correct answer does not prevent the candidate from scoring the mark.
(d)	BOD = benefit of the doubt and is used to indicate material considered by the Examiner and judged to be more correct than incorrect: the benefit of the doubt is given to the candidate and the mark is awarded.

1.9 No response and '0' marks

There is a NR (No Response) option in **RM Assessor**.

Award NR (No Response):
If there is nothing written at all in the answer space or
If there is only a comment which does not in any way relate to the question being asked (e.g. 'can't do' or 'don't know') or
If there is only a mark which isn't an attempt at the question (e.g. a dash, a question mark).

Award 0:
If there is any attempt that earns no credit. This could, for example, include the candidate copying all or some of the question, or any working that does not earn any marks, whether crossed out or not.

© UCLES 2019

1.10 Extra material:

It is the candidate's responsibility to answer questions in such a way as to demonstrate to the Examiner that s/he has understood the recorded material. Where candidates introduce extra, irrelevant material to an otherwise correct answer the danger is that the Examiner is being forced to 'choose' the correct answer and s/he cannot be certain that the candidate has shown understanding. Where the Examiner is put in this position the mark cannot be awarded. The Detailed Mark Scheme cannot cover all eventualities and where specific instructions are not provided, Examiners must check the transcript to ensure the correct elements which would qualify for the mark are not contradicted or distorted by any extra material. The following, general, rules should be applied:

(a)	Extra material, mentioned in the Mark Scheme, which reinforces the correct answer or in itself constitutes an alternative correct answer:	this is acceptable and is not penalised
(b)	Extra material which constitutes an alternative answer, **but which is not explicitly mentioned in the Mark Scheme:**	the Examiner needs to decide, by consulting the transcript and the Team Leader if necessary, whether the alternative answer constitutes: (i) an alternative correct answer, in which case this falls into category (a) and the answer should be rewarded (ii) or an answer which on its own would be refused, in which case this falls into category (c) and the answer should be refused
(c)	Extra material which constitutes an alternative answer **specifically refused in the Mark Scheme:**	this puts the Examiner in the position of having to 'choose' which is the candidate's 'final' answer – the Examiner cannot be sure what the candidate has understood – and the mark cannot be awarded
(d)	Extra material which distorts or contradicts the correct answer:	this affects communication – the Examiner cannot be sure what the candidate has understood – and the mark cannot be awarded
(e)	Extra material introduced by the candidate and which does not feature in the original transcript:	this affects communication – the Examiner cannot be sure what the candidate has understood – and the mark cannot be awarded. It can sometimes be difficult to draw the line between what is a deduction made by an able candidate on the basis of what they have heard and pure guesswork. Therefore where a particular answer is not covered in the Mark Scheme, Examiners should consult their Team Leader

© UCLES 2019

2 Detailed Mark Scheme

Section 1 Exercise 1

Question	Answer	Marks	Guidance
1	A	**1**	
2	D	**1**	
3	C	**1**	
4	B	**1**	
5	C	**1**	
6	C	**1**	
7	A	**1**	
8	D	**1**	

© UCLES 2019

Section 1 Exercise 2

Question	Answer	Marks	Guidance
9	A	**1**	
10	A	**1**	
11	B	**1**	
12	B	**1**	
13	inglés	**1**	**REFUSE**: Inglis, engles, inglese
14	B	**1**	
15	B	**1**	

© UCLES 2019

Section 2 Exercise 1

Question	Answer	Marks	Guidance
16	**(a)** **(b)** ✓ **(c)** ✓ **(d)** ✓ **(e)** **(f)** **(g)** **(h)** ✓ **(i)** **(j)** **(k)** ✓ **(l)** ✓		

Question	Answer	Marks	Guidance
	Type in the letter for each correct option: b,c,d,h,k,l	**6**	A mark out of 6 is entered for the whole exercise in the mark input box. If more than 6 boxes are ticked by the candidate, indicate 'working' in 'Comments' box: e.g. 7 boxes ticked of which 6 are correct use formula 6–1 = 5 (where 1 = the number of extra boxes ticked).

© UCLES 2019

Section 2 Exercise 2: Part 1

Question	Answer	Marks	Guidance
17	Despacio/despasio/despacito	**1**	
18	coche	**1**	
19	Jueves/ jueves dias de Mercado	**1**	**REFUSE:** hueves
20	dar	**1**	**REFUSE:** quedar
21	Nuevos/as que hacer	**1**	

Section 2 Exercise 2: Part 2

Question	Answer	Marks	Guidance
22	si están contentos/si es tan contentos que les encanta	**1**	**REFUSE:** Contentos TC **REFUSE:** sientanTC contentos
23	(sobre) las 4/cuatro/quatro y media	**1**	**REFUSE:** cuatro a media
24	Planchando/planchar (la ropa)	**1**	
25	leer (un poco)	**1**	

Note: For questions with 2 interchangeable answers: 2 correct answers on line 1, line 2 blank = 2; 2 correct answers on line 1, line 2 wrong = 1 (or vice versa)

© UCLES 2019

Section 3 Exercise 1

Question	Answer	Marks	Guidance
26	B	**1**	
27	C	**1**	
28	A	**1**	
29	C	**1**	
30	B	**1**	
31	D	**1**	

Section 3 Exercise 2

Question	Answer	Marks	Guidance
32	(muy alto) (en las) montañas	**1**	**REFUSE:** Montanas/monagnas **REFUSE:** Cerca de as montañas
33	(porque hay) varios/algunos/unos habitantes tienen más de 100 años Muchos habitantes son viejos	**1**	**REFUSE:** Anos INV **REFUSE:** Tienen mas años
34	por el agua/el agua es excelente	**1**	**REFUSE:** Sigue una dieta sana
35	calefacción (central)/calefaction/califaccion/calefacion calefactor	**1**	**REFUSE:** Califacion/calefaction/califection/calefecion

© UCLES 2019

Question	Answer	Marks	Guidance
36	el valle/balle/vaye/baye es (siempre) verde el pueblo es siempre verde (es) siempre verde	**1**	**REFUSE:** Barrio/pais INV
37	se vende/en los mercados (de la zona) porque no hay contaminación HA	**1**	**REFUSE:** Usar en los mercados
38	Encantadores/encantadores y antiguos	**1**	**REFUSE:** Ecatadores/antiguos
39	son (muy) originales/orijinales	**1**	
40	(para) pintar	**1**	**REFUSE:** La sierra, los campos INV y pintar **REFUSE:** Para la sierra INV y para pintar

Note: For questions with 2 interchangeable answers: 2 correct answers on line 1, line 2 blank = 2; 2 correct answers on line 1, line 2 wrong = 1 (or vice versa)

© UCLES 2019

Cambridge Assessment International Education
Cambridge International General Certificate of Secondary Education

SPANISH **0530/13**

Paper 1 Listening **October/November 2019**

MARK SCHEME

Maximum Mark: 45

Published

This mark scheme is published as an aid to teachers and candidates, to indicate the requirements of the examination. It shows the basis on which Examiners were instructed to award marks. It does not indicate the details of the discussions that took place at an Examiners' meeting before marking began, which would have considered the acceptability of alternative answers.

Mark schemes should be read in conjunction with the question paper and the Principal Examiner Report for Teachers.

Cambridge International will not enter into discussions about these mark schemes.

Cambridge International is publishing the mark schemes for the October/November 2019 series for most Cambridge IGCSE™, Cambridge International A and AS Level components and some Cambridge O Level components.

This syllabus is regulated for use in England, Wales and Northern Ireland as a Cambridge International Level 1/Level 2 Certificate.

© UCLES 2019

Need a home tutor? Visit smiletutor.sg

PUBLISHED

Generic Marking Principles

These general marking principles must be applied by all examiners when marking candidate answers. They should be applied alongside the specific content of the mark scheme or generic level descriptors for a question. Each question paper and mark scheme will also comply with these marking principles.

GENERIC MARKING PRINCIPLE 1:

Marks must be awarded in line with:

- the specific content of the mark scheme or the generic level descriptors for the question
- the specific skills defined in the mark scheme or in the generic level descriptors for the question
- the standard of response required by a candidate as exemplified by the standardisation scripts.

GENERIC MARKING PRINCIPLE 2:

Marks awarded are always **whole marks** (not half marks, or other fractions).

GENERIC MARKING PRINCIPLE 3:

Marks must be awarded **positively**:

- marks are awarded for correct/valid answers, as defined in the mark scheme. However, credit is given for valid answers which go beyond the scope of the syllabus and mark scheme, referring to your Team Leader as appropriate
- marks are awarded when candidates clearly demonstrate what they know and can do
- marks are not deducted for errors
- marks are not deducted for omissions
- answers should only be judged on the quality of spelling, punctuation and grammar when these features are specifically assessed by the question as indicated by the mark scheme. The meaning, however, should be unambiguous.

GENERIC MARKING PRINCIPLE 4:

Rules must be applied consistently e.g. in situations where candidates have not followed instructions or in the application of generic level descriptors.

© UCLES 2019

GENERIC MARKING PRINCIPLE 5: Marks should be awarded using the full range of marks defined in the mark scheme for the question (however; the use of the full mark range may be limited according to the quality of the candidate responses seen).
GENERIC MARKING PRINCIPLE 6: Marks awarded are based solely on the requirements as defined in the mark scheme. Marks should not be awarded with grade thresholds or grade descriptors in mind.

© UCLES 2019

General Marking Principles

1.1 It is not possible to list all acceptable alternatives in the Detailed Mark Scheme provided in Section 2. You will need to consider all alternative answers and unexpected approaches in candidates' scripts, make a decision on whether they communicate the required elements, in consultation with your Team Leader if necessary (or with your Product Manager if you are a single Examiner), and award marks accordingly.

The following marking principles underpin the detailed instructions provided in Section 2 of the Mark Scheme. **Where a decision is taken to deviate from these principles for a particular question, this will be specified in the Mark Scheme.** Often the general principles will have to be weighed up against each other, e.g. the answer might pass the look-alike test (1.5(b)), but if the candidate has produced an answer that is another word in the target language they will not score (1.6).

1.2 Crossing out:

(a)	If a candidate changes his/her mind over an answer and crosses out an attempt, award a mark if the final attempt is correct.
(b)	If a candidate crosses out an answer to a whole question but makes no second attempt at it, mark the crossed out work.

1.3 More than the stipulated number of boxes ticked/crossed by the candidate:

(a)	If more than one attempt is visible, but the candidate has clearly indicated which attempt is his/her final answer (e.g. by crossing out other attempts or by annotating the script in some way), mark in the usual way.
(b)	If two attempts are visible (e.g. 2 boxes ticked instead of the 1 box stipulated), and neither has been crossed out/discounted by the candidate, no mark can be awarded.
(c)	Where candidates must tick a number of boxes (e.g. tick the 6 true statements) and tick too many, apply the following rule: deduct the number of 'extra' answers indicated by the candidate from their number of correct answers. The remaining number is the mark awarded, e.g. the candidate is asked to tick 6 statements, but ticks 8. 5 of the ticks are correctly placed, but 2 are 'extras' (8 ticks placed by candidate minus 6 ticks required by rubric = 2 'extras'). Therefore the candidate is awarded a mark of 3.
(d)	Answers in pen do not take precedence over answers in pencil, e.g. if a candidate is asked to tick 1 box and ticks 2, one in pen and the other in pencil, the mark cannot be awarded unless there is explicit indication from the candidate as to which is his/her final answer.

© UCLES 2019

1.4 For questions requiring more than one element for the answer, (i) and (ii), where the answers are interchangeable:

(a)	Both correct answers on line 1 and line 2 blank = 2
(b)	Both correct answers on line 1 and line 2 wrong = 1

(or vice-versa)

1.5 Answers requiring the use of Spanish (rather than a non-verbal response) should be marked for communication. Tolerate inaccuracies provided the message is clear.

(a)	'If in doubt, sound it out': if you read what the candidate has written, does it sound like the correct answer?
(b)	Look-alike test: does what the candidate has written look like the correct answer?
(c)	Accept incorrect gender or person unless Mark Scheme specifies otherwise.
(d)	Accept incorrect possessive adjectives, e.g. mi, tu, su etc., unless Mark Scheme specifies otherwise.
(e)	Accept incorrect tense unless Mark Scheme specifies otherwise.
(f)	Tolerate incorrect auxiliary unless Mark Scheme specifies otherwise.
(g)	Tolerate incorrect use of infinitive unless Mark Scheme specifies otherwise.

1.6 Unless the Mark Scheme specifies otherwise, **do not accept incorrect Spanish if the word given means something else in Spanish**. (Incorrect Spanish which constitutes a word in any language other than Spanish is marked (i) on the basis of whether it is accepted or refused in the Mark Scheme and (ii) if not mentioned in the Mark Scheme, on the basis of 1.5 above).

1.7 Where words are combined or split inappropriately do not award the mark, e.g. 'supadre' and 'elar ticulo' (inappropriate splitting or combination is an indication that the candidate has not understood).

© UCLES 2019

1.8 Annotation used in the Mark Scheme:

(a)	INV = invalidation and is used when additional material included by the candidate is judged to invalidate an otherwise correct answer thus preventing him/her from scoring the mark (INV = 0).
(b)	tc = 'tout court' and means that on its own the material is not sufficient to score the mark.
(c)	HA = harmless additional material which in conjunction with the correct answer does not prevent the candidate from scoring the mark.
(d)	BOD = benefit of the doubt and is used to indicate material considered by the Examiner and judged to be more correct than incorrect: the benefit of the doubt is given to the candidate and the mark is awarded.

1.9 No response and '0' marks

There is a NR (No Response) option in **RM Assessor**.

Award NR (No Response):
If there is nothing written at all in the answer space or
If there is only a comment which does not in any way relate to the question being asked (e.g. 'can't do' or 'don't know') or
If there is only a mark which isn't an attempt at the question (e.g. a dash, a question mark).

Award 0:
If there is any attempt that earns no credit. This could, for example, include the candidate copying all or some of the question, or any working that does not earn any marks, whether crossed out or not.

© UCLES 2019

1.10 Extra material:

It is the candidate's responsibility to answer questions in such a way as to demonstrate to the Examiner that s/he has understood the recorded material. Where candidates introduce extra, irrelevant material to an otherwise correct answer the danger is that the Examiner is being forced to 'choose' the correct answer and s/he cannot be certain that the candidate has shown understanding. Where the Examiner is put in this position the mark cannot be awarded. The Detailed Mark Scheme cannot cover all eventualities and where specific instructions are not provided, Examiners must check the transcript to ensure the correct elements which would qualify for the mark are not contradicted or distorted by any extra material. The following, general, rules should be applied:

(a)	Extra material, mentioned in the Mark Scheme, which reinforces the correct answer or in itself constitutes an alternative correct answer:	this is acceptable and is not penalised
(b)	Extra material which constitutes an alternative answer, **but which is not explicitly mentioned in the Mark Scheme:**	the Examiner needs to decide, by consulting the transcript and the Team Leader if necessary, whether the alternative answer constitutes: (i) an alternative correct answer, in which case this falls into category (a) and the answer should be rewarded (ii) or an answer which on its own would be refused, in which case this falls into category (c) and the answer should be refused
(c)	Extra material which constitutes an alternative answer **specifically refused in the Mark Scheme:**	this puts the Examiner in the position of having to 'choose' which is the candidate's 'final' answer – the Examiner cannot be sure what the candidate has understood – and the mark cannot be awarded
(d)	Extra material which distorts or contradicts the correct answer:	this affects communication – the Examiner cannot be sure what the candidate has understood – and the mark cannot be awarded
(e)	Extra material introduced by the candidate and which does not feature in the original transcript:	this affects communication – the Examiner cannot be sure what the candidate has understood – and the mark cannot be awarded. It can sometimes be difficult to draw the line between what is a deduction made by an able candidate on the basis of what they have heard and pure guesswork. Therefore where a particular answer is not covered in the Mark Scheme, Examiners should consult their Team Leader

© UCLES 2019

2 Detailed Mark Scheme

Section 1 Exercise 1

Question	Answer	Marks	Guidance
1	B	**1**	
2	B	**1**	
3	C	**1**	
4	A	**1**	
5	D	**1**	
6	C	**1**	
7	B	**1**	
8	D	**1**	

© UCLES 2019

Section 1 Exercise 2

Question	Answer	Marks	Guidance
9	mayo	**1**	**REFUSE:** 15 de mayo
10	200 / dos cientos	**1**	
11	B	**1**	
12	A	**1**	
13	C	**1**	
14	A	**1**	
15	B	**1**	

© UCLES 2019

Section 2 Exercise 1

Question	Answer	Marks	Guidance
16	**(a)** ✓ **(b)** **(c)** **(d)** ✓ **(e)** ✓ **(f)** **(g)** **(h)** ✓ **(i)** ✓ **(j)** **(k)** **(l)** ✓		

Question	Answer	Marks	Guidance
16	Type in the letter for each correct option: a,d,e,h,i,l	**6**	A mark out of 6 is entered for the whole exercise in the mark input box. If more than 6 boxes are ticked by the candidate, indicate 'working' in 'Comments' box: e.g. 7 boxes ticked of which 6 are correct use formula 6-1 = 5 (where 1 = the number of extra boxes ticked).

© UCLES 2019

Section 2 Exercise 2: Part 1

Question	Answer	Marks	Guidance
17	Exigente/ exijente / eccigente	**1**	**REFUSE:** Exegente/ exehiente
18	peor	**1**	
19	esfuerzo	**1**	
20	dejar	**1**	
21	gastar	**1**	

Section 2 Exercise 2: Part 2

Question	Answer	Marks	Guidance
22	famosa	**1**	
23	viajar	**1**	
24	Canciones (de todo el) (del mundo)	**1**	**REFUSE:** Cantar **REFUSE:** Son parte de su familia INV
25	(A) Europa	**1**	**REFUSE:** Experiencia internacional

Note: For questions with 2 interchangeable answers: 2 correct answers on line 1, line 2 blank = 2; 2 correct answers on line 1, line 2 wrong = 1 (or vice versa)

© UCLES 2019

Section 3 Exercise 1

Question	Answer	Marks	Guidance
26	C	**1**	
27	A	**1**	
28	C	**1**	
29	D	**1**	
30	A	**1**	
31	D	**1**	

© UCLES 2019

Section 3 Exercise 2

Question	Answer	Marks	Guidance
32	Después de terminar la universidad	**1**	**REFUSE:** Universidad TC
33	(Porque) no les interesaba	**1**	**REFUSE:** No interresante
34	(Fueron) lo mejor del viaje	**1**	**REFUSE:** Peligroso INV
35	(En la clase) (más) económica	**1**	
36	(Durmió bastante) muerta de frío. (Mucho) frío	**1**	
37	Emocionada	**1**	**REFUSE:** emocionante
38	(Que es totalmente) respetable.	**1**	**REFUSE:** respectable
39	(Busca) contacto con la gente/humano	**1**	
40	(Porque) es/soy demasiado joven Y su pasión es viajar HA	**1**	**REFUSE:** su pasión es viajar TC

Note: For questions with 2 interchangeable answers: 2 correct answers on line 1, line 2 blank = 2; 2 correct answers on line 1, line 2 wrong = 1 (or vice versa)

© UCLES 2019

Cambridge Assessment International Education
Cambridge International General Certificate of Secondary Education

SPANISH **0530/21**

Paper 2 Reading **October/November 2019**

MARK SCHEME

Maximum Mark: 45

Published

This mark scheme is published as an aid to teachers and candidates, to indicate the requirements of the examination. It shows the basis on which Examiners were instructed to award marks. It does not indicate the details of the discussions that took place at an Examiners' meeting before marking began, which would have considered the acceptability of alternative answers.

Mark schemes should be read in conjunction with the question paper and the Principal Examiner Report for Teachers.

Cambridge International will not enter into discussions about these mark schemes.

Cambridge International is publishing the mark schemes for the October/November 2019 series for most Cambridge IGCSE™, Cambridge International A and AS Level components and some Cambridge O Level components.

This syllabus is regulated for use in England, Wales and Northern Ireland as a Cambridge International Level 1/Level 2 Certificate.

© UCLES 2019

Need a home tutor? Visit smiletutor.sg

PUBLISHED

Generic Marking Principles

These general marking principles must be applied by all examiners when marking candidate answers. They should be applied alongside the specific content of the mark scheme or generic level descriptors for a question. Each question paper and mark scheme will also comply with these marking principles.

GENERIC MARKING PRINCIPLE 1:

Marks must be awarded in line with:

- the specific content of the mark scheme or the generic level descriptors for the question
- the specific skills defined in the mark scheme or in the generic level descriptors for the question
- the standard of response required by a candidate as exemplified by the standardisation scripts.

GENERIC MARKING PRINCIPLE 2:

Marks awarded are always **whole marks** (not half marks, or other fractions).

GENERIC MARKING PRINCIPLE 3:

Marks must be awarded **positively**:

- marks are awarded for correct/valid answers, as defined in the mark scheme. However, credit is given for valid answers which go beyond the scope of the syllabus and mark scheme, referring to your Team Leader as appropriate
- marks are awarded when candidates clearly demonstrate what they know and can do
- marks are not deducted for errors
- marks are not deducted for omissions
- answers should only be judged on the quality of spelling, punctuation and grammar when these features are specifically assessed by the question as indicated by the mark scheme. The meaning, however, should be unambiguous.

GENERIC MARKING PRINCIPLE 4:

Rules must be applied consistently e.g. in situations where candidates have not followed instructions or in the application of generic level descriptors.

© UCLES 2019

GENERIC MARKING PRINCIPLE 5: Marks should be awarded using the full range of marks defined in the mark scheme for the question (however; the use of the full mark range may be limited according to the quality of the candidate responses seen).
GENERIC MARKING PRINCIPLE 6: Marks awarded are based solely on the requirements as defined in the mark scheme. Marks should not be awarded with grade thresholds or grade descriptors in mind.

© UCLES 2019

1 General Marking Principles

1.1 It is not possible to list all acceptable alternatives in the Detailed Mark Scheme provided in Section 2. You will need to consider all alternative answers and unexpected approaches in candidates' scripts, make a decision on whether they communicate the required elements, in consultation with your Team Leader if necessary (or with your Product Manager if you are a single Examiner), and award marks accordingly.

The following marking principles underpin the detailed instructions provided in Section 2 of the Mark Scheme. **Where a decision is taken to deviate from these principles for a particular question, this will be specified in the Mark Scheme.** Often the general principles will have to be weighed up against each other, e.g. the answer might pass the look-alike test (1.5(b)), but if the candidate has produced an answer that is another word in the target language they will not score (1.6).

1.2 Crossing out:

(a)	If a candidate changes his/her mind over an answer and crosses out an attempt, award a mark if the final attempt is correct.
(b)	If a candidate crosses out an answer to a whole question but makes no second attempt at it, mark the crossed out work.

1.3 More than the stipulated number of boxes ticked/crossed by the candidate:

(a)	If more than one attempt is visible, but the candidate has clearly indicated which attempt is his/her final answer (e.g. by crossing out other attempts or by annotating the script in some way), mark in the usual way.
(b)	If two attempts are visible (e.g. 2 boxes ticked instead of the 1 box stipulated), and neither has been crossed out/discounted by the candidate, no mark can be awarded.
(c)	Where candidates must tick a number of boxes (e.g. tick the 6 true statements) and tick too many, apply the following rule: deduct the number of 'extra' answers indicated by the candidate from their number of correct answers. The remaining number is the mark awarded, e.g. the candidate is asked to tick 6 statements, but ticks 8. 5 of the ticks are correctly placed, but 2 are 'extras' (8 ticks placed by candidate minus 6 ticks required by rubric = 2 'extras'). Therefore the candidate is awarded a mark of 3.
(d)	Answers in pen do not take precedence over answers in pencil, e.g. if a candidate is asked to tick 1 box and ticks 2, one in pen and the other in pencil, the mark cannot be awarded unless there is explicit indication from the candidate as to which is his/her final answer.

© UCLES 2019

1.4 For questions requiring more than one element for the answer, (i) and (ii), where the answers are interchangeable:

(a)	Both correct answers on line 1 and line 2 blank = 2
(b)	Both correct answers on line 1 and line 2 wrong = 1

(or vice-versa)

1.5 Answers requiring the use of Spanish (rather than a non-verbal response) should be marked for communication. Tolerate inaccuracies provided the message is clear.

(a)	'If in doubt, sound it out': if you read what the candidate has written, does it sound like the correct answer?
(b)	Look-alike test: does what the candidate has written look like the correct answer?
(c)	Accept incorrect gender or person unless Mark Scheme specifies otherwise.
(d)	Accept incorrect possessive adjectives, e.g. mi, tu, su etc., unless Mark Scheme specifies otherwise.
(e)	Accept incorrect tense unless Mark Scheme specifies otherwise.
(f)	Tolerate incorrect auxiliary unless Mark Scheme specifies otherwise.
(g)	Tolerate incorrect use of infinitive unless Mark Scheme specifies otherwise.

1.6 Unless the Mark Scheme specifies otherwise, **do not accept incorrect Spanish if the word given means something else in Spanish**. (Incorrect Spanish which constitutes a word in any language other than Spanish is marked (i) on the basis of whether it is accepted or refused in the Mark Scheme and (ii) if not mentioned in the Mark Scheme, on the basis of 1.5 above).

© UCLES 2019

1.7 Annotation used in the Mark Scheme:

(a)	INV = invalidation and is used when additional material included by the candidate is judged to invalidate an otherwise correct answer thus preventing him/her from scoring the mark (INV = 0).
(b)	tc = 'tout court' and means that on its own the material is not sufficient to score the mark.
(c)	HA = harmless additional material which in conjunction with the correct answer does not prevent the candidate from scoring the mark.
(d)	BOD = benefit of the doubt and is used to indicate material considered by the Examiner and judged to be more correct than incorrect: the benefit of the doubt is given to the candidate and the mark is awarded.

1.8 No response and '0' marks

There is a NR (No Response) option in **RM Assessor**.

Award NR (No Response):
If there is nothing written at all in the answer space or
If there is only a comment which does not in any way relate to the question being asked (e.g. 'can't do' or 'don't know') or
If there is only a mark which isn't an attempt at the question (e.g. a dash, a question mark).

Award 0:
If there is any attempt that earns no credit. This could, for example, include the candidate copying all or some of the question, or any working that does not earn any marks, whether crossed out or not.

© UCLES 2019

1.9 Extra material:

It is the candidate's responsibility to answer questions in such a way as to demonstrate to the Examiner that s/he has understood the reading text. Where candidates introduce extra, irrelevant material to an otherwise correct answer the danger is that the Examiner is being forced to 'choose' the correct answer and s/he cannot be certain that the candidate has shown understanding. Where the Examiner is put in this position the mark cannot be awarded. The Detailed Mark Scheme cannot cover all eventualities and where specific instructions are not provided, Examiners must check the reading text to ensure the correct elements which would qualify for the mark are not contradicted or distorted by any extra material. The following, general, rules should be applied:

(a)	Extra material, mentioned in the Mark Scheme, which reinforces the correct answer or in itself constitutes an alternative correct answer:	this is acceptable and is not penalised
(b)	Extra material which constitutes an alternative answer, **but which is not explicitly mentioned in the Mark Scheme:**	the Examiner needs to decide, by consulting the text and the Team Leader if necessary, whether the alternative answer constitutes: (i) an alternative correct answer, in which case this falls into category (a) and the answer should be rewarded (ii) or an answer which on its own would be refused, in which case this falls into category (c) and the answer should be refused
(c)	Extra material which constitutes an alternative answer **specifically refused in the Mark Scheme:**	this puts the Examiner in the position of having to 'choose' which is the candidate's 'final' answer – the Examiner cannot be sure what the candidate has understood – and the mark cannot be awarded
(d)	Extra material which distorts or contradicts the correct answer:	this affects communication – the Examiner cannot be sure what the candidate has understood – and the mark cannot be awarded
(e)	Extra material introduced by the candidate and which does not feature in the original text:	this affects communication – the Examiner cannot be sure what the candidate has understood – and the mark cannot be awarded. It can sometimes be difficult to draw the line between what is a deduction made by an able candidate on the basis of what they have read and pure guesswork. Therefore where a particular answer is not covered in the Mark Scheme, Examiners should consult their Team Leader

© UCLES 2019

2 Detailed Mark Scheme

Section 1 Exercise 1

Question	Answer	Marks	Guidance
1	C	**1**	
2	A	**1**	
3	D	**1**	
4	B	**1**	
5	A	**1**	

Section 1 Exercise 2

Question	Answer	Marks	Guidance
6	E	**1**	
7	B	**1**	
8	F	**1**	
9	A	**1**	
10	D	**1**	

© UCLES 2019

Section 1 Exercise 3

Question	Answer	Marks	Guidance
11	C	**1**	
12	B	**1**	
13	C	**1**	
14	A	**1**	
15	B	**1**	

Section 2 Exercise 1

Question	Answer	Marks	Guidance
16	inmediatamente	**1**	
17	clases	**1**	
18	sin	**1**	
19	sol	**1**	
20	sucio	**1**	

© UCLES 2019

Section 2 Exercise 2

- **In this exercise**, reward the candidate for being able to locate the answer in the passage.
- Ignore extra material (whether Spanish is accurate or inaccurate) unless the Mark Scheme specifies otherwise.
- **Accept lifting unless it is specifically refused in the Mark Scheme.**
- READ SECTION 1: GENERAL MARKING PRINCIPLES.
- Accept *mi, mis, tu, tus, su, sus,* etc.

ACCEPT: <u>wrong genders throughout</u>

Question	Answer	Marks	Guidance
21	ciencias	**1**	
22	emocionantes	**1**	
23	director (del colegio)	**1**	
24	(en) el periódico	**1**	
25	una amiga de <u>Camila</u>	**1**	**REFUSE:** Una amiga *t.c.*
26	tres semanas	**1**	
27	(qué) alegría alegre	**1**	**REFUSE:** Qué alegría <u>sentí</u>
28	(se quejó porque) no quería llamar la atención (de nadie)	**1**	
29	(se sintío) (muy) orgulloso	**1**	
30	los ganadores (de los distintos países)	**1**	

Note: For questions with two interchangeable answers: two correct answers on line 1, line 2 blank = 2; two correct answers on line 1, line 2 wrong = 1 (or vice versa)

© UCLES 2019

Section 3

Look for signs of genuine comprehension. Usually, candidates who lift **indiscriminately** fail to demonstrate comprehension and will not score the mark. However, **careful** lifting of the details required to answer the question does demonstrate comprehension and should be rewarded. This Detailed Mark Scheme provides specific guidance but in cases not covered, see General Marking Principles, Section 1.9.

In this section, take into account the whole of the candidate's answer. We are still applying the sound-alike rule (e.g. *pasado* = *passado*).

READ SECTION 1: GENERAL MARKING PRINCIPLES

FOR ANSWERS NOT COVERED BY MARK SCHEME, ANNOTATION TOOL MAY BE USED, e.g. INV or BOD

Refuse direct speech however it is presented.

Section 3 Exercise 1

One Mark available per question for True or False + one Mark available for correction of each False statement.

First award marks for the True/False element and then award marks for the justification of the False statements.

True/False element: all 5 statements appear on screen. Enter mark as appropriate for correct identification of each statement as True or False.

- **If neither True nor False is 'ticked' for a question, enter N/R (no response)**.
- **If both True and False are 'ticked' (and there is no clarification of candidate's 'final' answer), enter 0.**

Justification for false statements: only the 3 False statements appear on screen.

- **If the candidate correctly identified the statement as False, mark the justification and enter the mark**
- **If True is 'ticked',** award N/R (or 0 if justification is provided)
- **If True and False are both 'ticked' (and there is no clarification of candidate's 'final' answer),** award 0 (ignore any justification)
- **If neither True nor False is 'ticked'**, mark justification and enter mark (no mark awarded for True/False element)

© UCLES 2019

Question	Answer	Marks	Guidance
TRUE	**FALSE**		
✓			
	✓		
	✓		
	✓		
✓			
31	VERDADERO	**1**	See grid above for marking True/False element
32	FALSO	**1**	See grid above for marking True/False element
33	FALSO	**1**	See grid above for marking True/False element
34	FALSO	**1**	See grid above for marking True/False element
35	VERDADERO	**1**	See grid above for marking True/False element

JUSTIFICATION
ACCEPT: wrong genders throughout

IN EACH CASE, CHECK FALSO IS TICKED

Question	Answer	Marks	Guidance
31	VERDADERO		
32	FALSO		
	las empresas le mandan sus nuevos productos gratis	1	**REFUSE MERE ADDITION OF NEGATIVE** **Refuse** ahora está contenta porque…
33	FALSO		
	ha tenido que incluir anuncio(s) (para productos que menciona)	1	**REFUSE MERE ADDITION OF NEGATIVE** **Refuse** he tenido que…
34	FALSO		
	(Adriana explica que) (el tema) no debe ser demasiado general	1	**REFUSE MERE ADDITION OF NEGATIVE** **Refuse** me explica que…
35	VERDADERO		

© UCLES 2019

Section 3 Exercise 2

ACCEPT: <u>wrong genders throughout</u>

Question	Answer	Marks	Guidance
36	nadie se sorprende (del hecho) no se sorprenden	**1**	**Refuse** answers including 'sí' Answer needs to be in present tense
37	un año y medio estuvo trabajando como azafata de vuelo un año y medio	**1**	**Refuse** antes de empezar el curso para ser piloto… **Refuse** answers including any direct speech, e.g. "para ahorrar dinero…" etc.
38	sus (propios) compañeros <u>de trabajo</u> (la animaron a cambiar de profesión)	**1**	**Refuse** compañeros ***tc***
39	(Sabrina reconoce que el) estrés (no se puede evitar)	**1**	
40	(los pilotos) (se) entrenan regularmente (para estos momentos)	**1**	**Refuse** nos entrenamos…
41	<u>en</u> ciudades extrañas	**1**	**Refuse** durmiendo en ciudades extrañas **Refuse** sin su familia, durmiendo en ciudades extrañas **Refuse** sin su familia ***tc***
42	((una clara señal) (de que) somos/son todos iguales	**1**	**Refuse** (cree que) daría una clara señal que… **Refuse** answers including 'y se sentiría satisfecha de su carrera'

Note: For questions with two interchangeable answers: two correct answers on line 1, line 2 blank = 2; two correct answers on line 1, line 2 wrong = 1 (or vice versa)

© UCLES 2019

Cambridge Assessment International Education
Cambridge International General Certificate of Secondary Education

SPANISH **0530/22**

Paper 2 Reading **October/November 2019**

MARK SCHEME

Maximum Mark: 45

Published

This mark scheme is published as an aid to teachers and candidates, to indicate the requirements of the examination. It shows the basis on which Examiners were instructed to award marks. It does not indicate the details of the discussions that took place at an Examiners' meeting before marking began, which would have considered the acceptability of alternative answers.

Mark schemes should be read in conjunction with the question paper and the Principal Examiner Report for Teachers.

Cambridge International will not enter into discussions about these mark schemes.

Cambridge International is publishing the mark schemes for the October/November 2019 series for most Cambridge IGCSE™, Cambridge International A and AS Level components and some Cambridge O Level components.

This syllabus is regulated for use in England, Wales and Northern Ireland as a Cambridge International Level 1/Level 2 Certificate.

© UCLES 2019

Need a home tutor? Visit smiletutor.sg

PUBLISHED

Generic Marking Principles

These general marking principles must be applied by all examiners when marking candidate answers. They should be applied alongside the specific content of the mark scheme or generic level descriptors for a question. Each question paper and mark scheme will also comply with these marking principles.

GENERIC MARKING PRINCIPLE 1:

Marks must be awarded in line with:

- the specific content of the mark scheme or the generic level descriptors for the question
- the specific skills defined in the mark scheme or in the generic level descriptors for the question
- the standard of response required by a candidate as exemplified by the standardisation scripts.

GENERIC MARKING PRINCIPLE 2:

Marks awarded are always **whole marks** (not half marks, or other fractions).

GENERIC MARKING PRINCIPLE 3:

Marks must be awarded **positively**:

- marks are awarded for correct/valid answers, as defined in the mark scheme. However, credit is given for valid answers which go beyond the scope of the syllabus and mark scheme, referring to your Team Leader as appropriate
- marks are awarded when candidates clearly demonstrate what they know and can do
- marks are not deducted for errors
- marks are not deducted for omissions
- answers should only be judged on the quality of spelling, punctuation and grammar when these features are specifically assessed by the question as indicated by the mark scheme. The meaning, however, should be unambiguous.

GENERIC MARKING PRINCIPLE 4:

Rules must be applied consistently e.g. in situations where candidates have not followed instructions or in the application of generic level descriptors.

© UCLES 2019

GENERIC MARKING PRINCIPLE 5: Marks should be awarded using the full range of marks defined in the mark scheme for the question (however; the use of the full mark range may be limited according to the quality of the candidate responses seen).
GENERIC MARKING PRINCIPLE 6: Marks awarded are based solely on the requirements as defined in the mark scheme. Marks should not be awarded with grade thresholds or grade descriptors in mind.

© UCLES 2019

1 General Marking Principles

1.1 It is not possible to list all acceptable alternatives in the Detailed Mark Scheme provided in Section 2. You will need to consider all alternative answers and unexpected approaches in candidates' scripts, make a decision on whether they communicate the required elements, in consultation with your Team Leader if necessary (or with your Product Manager if you are a single Examiner), and award marks accordingly.

The following marking principles underpin the detailed instructions provided in Section 2 of the Mark Scheme. **Where a decision is taken to deviate from these principles for a particular question, this will be specified in the Mark Scheme.** Often the general principles will have to be weighed up against each other, e.g. the answer might pass the look-alike test (1.5(b)), but if the candidate has produced an answer that is another word in the target language they will not score (1.6).

1.2 Crossing out:

(a)	If a candidate changes his/her mind over an answer and crosses out an attempt, award a mark if the final attempt is correct.
(b)	If a candidate crosses out an answer to a whole question but makes no second attempt at it, mark the crossed out work.

1.3 More than the stipulated number of boxes ticked/crossed by the candidate:

(a)	If more than one attempt is visible, but the candidate has clearly indicated which attempt is his/her final answer (e.g. by crossing out other attempts or by annotating the script in some way), mark in the usual way.
(b)	If two attempts are visible (e.g. 2 boxes ticked instead of the 1 box stipulated), and neither has been crossed out/discounted by the candidate, no mark can be awarded.
(c)	Where candidates must tick a number of boxes (e.g. tick the 6 true statements) and tick too many, apply the following rule: deduct the number of 'extra' answers indicated by the candidate from their number of correct answers. The remaining number is the mark awarded, e.g. the candidate is asked to tick 6 statements, but ticks 8. 5 of the ticks are correctly placed, but 2 are 'extras' (8 ticks placed by candidate minus 6 ticks required by rubric = 2 'extras'). Therefore the candidate is awarded a mark of 3.
(d)	Answers in pen do not take precedence over answers in pencil, e.g. if a candidate is asked to tick 1 box and ticks 2, one in pen and the other in pencil, the mark cannot be awarded unless there is explicit indication from the candidate as to which is his/her final answer.

© UCLES 2019

1.4 For questions requiring more than one element for the answer, (i) and (ii), where the answers are interchangeable:

(a)	Both correct answers on line 1 and line 2 blank = 2
(b)	Both correct answers on line 1 and line 2 wrong = 1

(or vice-versa)

1.5 Answers requiring the use of Spanish (rather than a non-verbal response) should be marked for communication. Tolerate inaccuracies provided the message is clear.

(a)	'If in doubt, sound it out': if you read what the candidate has written, does it sound like the correct answer?
(b)	Look-alike test: does what the candidate has written look like the correct answer?
(c)	Accept incorrect gender or person unless Mark Scheme specifies otherwise.
(d)	Accept incorrect possessive adjectives, e.g. mi, tu, su etc., unless Mark Scheme specifies otherwise.
(e)	Accept incorrect tense unless Mark Scheme specifies otherwise.
(f)	Tolerate incorrect auxiliary unless Mark Scheme specifies otherwise.
(g)	Tolerate incorrect use of infinitive unless Mark Scheme specifies otherwise.

1.6 Unless the Mark Scheme specifies otherwise, **do not accept incorrect Spanish if the word given means something else in Spanish**. (Incorrect Spanish which constitutes a word in any language other than Spanish is marked (i) on the basis of whether it is accepted or refused in the Mark Scheme and (ii) if not mentioned in the Mark Scheme, on the basis of 1.5 above).

© UCLES 2019

1.7 Annotation used in the Mark Scheme:

(a)	INV = invalidation and is used when additional material included by the candidate is judged to invalidate an otherwise correct answer thus preventing him/her from scoring the mark (INV = 0).
(b)	tc = 'tout court' and means that on its own the material is not sufficient to score the mark.
(c)	HA = harmless additional material which in conjunction with the correct answer does not prevent the candidate from scoring the mark.
(d)	BOD = benefit of the doubt and is used to indicate material considered by the Examiner and judged to be more correct than incorrect: the benefit of the doubt is given to the candidate and the mark is awarded.

1.8 No response and '0' marks

There is a NR (No Response) option in **RM Assessor**.

Award NR (No Response):
If there is nothing written at all in the answer space or
If there is only a comment which does not in any way relate to the question being asked (e.g. 'can't do' or 'don't know') or
If there is only a mark which isn't an attempt at the question (e.g. a dash, a question mark).

Award 0:
If there is any attempt that earns no credit. This could, for example, include the candidate copying all or some of the question, or any working that does not earn any marks, whether crossed out or not.

© UCLES 2019

1.9 Extra material:

It is the candidate's responsibility to answer questions in such a way as to demonstrate to the Examiner that s/he has understood the reading text. Where candidates introduce extra, irrelevant material to an otherwise correct answer the danger is that the Examiner is being forced to 'choose' the correct answer and s/he cannot be certain that the candidate has shown understanding. Where the Examiner is put in this position the mark cannot be awarded. The Detailed Mark Scheme cannot cover all eventualities and where specific instructions are not provided, Examiners must check the reading text to ensure the correct elements which would qualify for the mark are not contradicted or distorted by any extra material. The following, general, rules should be applied:

(a)	Extra material, mentioned in the Mark Scheme, which reinforces the correct answer or in itself constitutes an alternative correct answer:	this is acceptable and is not penalised
(b)	Extra material which constitutes an alternative answer, **but which is not explicitly mentioned in the Mark Scheme:**	the Examiner needs to decide, by consulting the text and the Team Leader if necessary, whether the alternative answer constitutes: (i) an alternative correct answer, in which case this falls into category (a) and the answer should be rewarded (ii) or an answer which on its own would be refused, in which case this falls into category (c) and the answer should be refused
(c)	Extra material which constitutes an alternative answer **specifically refused in the Mark Scheme:**	this puts the Examiner in the position of having to 'choose' which is the candidate's 'final' answer – the Examiner cannot be sure what the candidate has understood – and the mark cannot be awarded
(d)	Extra material which distorts or contradicts the correct answer:	this affects communication – the Examiner cannot be sure what the candidate has understood – and the mark cannot be awarded
(e)	Extra material introduced by the candidate and which does not feature in the original text:	this affects communication – the Examiner cannot be sure what the candidate has understood – and the mark cannot be awarded. It can sometimes be difficult to draw the line between what is a deduction made by an able candidate on the basis of what they have read and pure guesswork. Therefore where a particular answer is not covered in the Mark Scheme, Examiners should consult their Team Leader

© UCLES 2019

2 Detailed Mark Scheme

Section 1 Exercise 1

Question	Answer	Marks	Guidance
1	A	**1**	
2	C	**1**	
3	B	**1**	
4	C	**1**	
5	A	**1**	

Section 1 Exercise 2

Question	Answer	Marks	Guidance
6	B	**1**	
7	E	**1**	
8	A	**1**	
9	D	**1**	
10	F	**1**	

© UCLES 2019

Section 1 Exercise 3

Question	Answer	Marks	Guidance
11	C	**1**	
12	C	**1**	
13	A	**1**	
14	B	**1**	
15	B	**1**	

Section 2 Exercise 1

Question	Answer	Marks	Guidance
16	organizar	**1**	
17	instrumento	**1**	
18	sala	**1**	
19	atractivo	**1**	
20	comer	**1**	

© UCLES 2019

Section 2 Exercise 2

- In this exercise, reward the candidate for being able to locate the answer in the passage.
- Ignore extra material (whether Spanish is accurate or inaccurate) unless the Mark Scheme specifies otherwise.
- **Accept lifting unless it is specifically refused in the Mark Scheme.**
- READ SECTION 1: GENERAL MARKING PRINCIPLES.
- Accept *mi, mis, tu, tus, su, sus,* etc.

ACCEPT: <u>wrong genders throughout</u>

Question	Answer	Marks	Guidance
21	(novela) romántica	**1**	**Refuse** novela *tc*
22	en enero	**1**	
23	con una prima	**1**	
24	una docena (más o menos) doce 12	**1**	
25	estudiar	**1**	
26	enfadados	**1**	
27	(van a) tirar todos los libros (que tengo en mi habitación) tirarlos	**1**	**Refuse** (van a) tirar *tc*
28	un horario	**1**	
29	(porque) necesitan más tiempo	**1**	
30	en el jardín	**1**	

Note: For questions with two interchangeable answers: two correct answers on line 1, line 2 blank = 2, two correct answers on line 1, line 2 wrong = 1 (or vice versa)

© UCLES 2019

Section 3

Look for signs of genuine comprehension. Usually, candidates who lift **indiscriminately** fail to demonstrate comprehension and will not score the mark. However, **careful** lifting of the details required to answer the question does demonstrate comprehension and should be rewarded. This Detailed Mark Scheme provides specific guidance but in cases not covered, see General Marking Principles, Section 1.9.

In this section, take into account the whole of the candidate's answer. We are still applying the sound-alike rule (e.g. *pasado* = *passado*).

READ SECTION 1: GENERAL MARKING PRINCIPLES

FOR ANSWERS NOT COVERED BY MARK SCHEME, ANNOTATION TOOL MAY BE USED, e.g. INV or BOD

REFUSE DIRECT SPEECH HOWEVER IT IS PRESENTED.

Section 3 Exercise 1

One Mark available per question for True or False + one Mark available for correction of each False statement.

First award marks for the True/False element and then award marks for the justification of the False statements.

True/False element: all 5 statements appear on screen. Enter mark as appropriate for correct identification of each statement as True or False.

- **If neither True nor False is 'ticked' for a question, enter N/R (no response)**.
- **If both True and False are 'ticked' (and there is no clarification of candidate's 'final' answer), enter 0.**

Justification for false statements: only the 3 False statements appear on screen.

- **If the candidate correctly identified the statement as False, mark the justification and enter the mark**
- **If True is 'ticked',** award N/R (or 0 if justification is provided)
- **If True and False are both 'ticked' (and there is no clarification of candidate's 'final' answer),** award 0 (ignore any justification)
- **If neither True nor False is 'ticked'**, mark justification and enter mark (no mark awarded for True/False element)

© UCLES 2019

Question	Answer	Marks	Guidance
	TRUE **FALSE** ✓ ☐ ☐ ✓ ☐ ✓ ✓ ☐ ☐ ✓		
31	VERDADERO	**1**	See grid above for marking True/False element
32	FALSO	**1**	See grid above for marking True/False element
33	FALSO	**1**	See grid above for marking True/False element
34	VERDADERO	**1**	See grid above for marking True/False element
35	FALSO	**1**	See grid above for marking True/False element

© UCLES 2019

PUBLISHED

JUSTIFICATION
ACCEPT: <u>wrong genders throughout</u>

IN EACH CASE, CHECK FALSO IS TICKED

Question	Answer	Marks	Guidance
31	VERDADERO		
32	FALSO		
	(Los niños) jugaban/estaban fuera todo el día	**1**	**REFUSE MERE ADDITION OF NEGATIVE** **Refuse** contaba…
33	FALSO		
	Enseñaba teatro Fue profesora (de teatro)	**1**	**REFUSE MERE ADDITION OF NEGATIVE**
34	VERDADERO		
35	FALSO		
	Está pensando en escribir una segunda parte	**1**	**REFUSE MERE ADDITION OF NEGATIVE**

© UCLES 2019

Section 3 Exercise 2

Question	Answer	Marks	Guidance
36	(porque le parecía que) (hacer) ejercicio no bastaba para una vida sana	**1**	**Refuse** decidió escribirlo…
37	(un poco) aislado	**1**	
38	para mejorar la información (que incluye) para mejorar el/su blog	**1**	
39	sus/los vídeos para reducir el estrés	**1**	**Refuse** los/sus vídeos ***tc***
40	mejora la calidad de vida	**1**	
41	<u>si</u> no hay suficiente interés	**1**	**Refuse** no hay suficiente interés
42	(lo que hay que hacer es) <u>escoger</u> un tema de actualidad	**1**	

Note: For questions with two interchangeable answers: two correct answers on line 1, line 2 blank = 2; two correct answers on line 1, line 2 wrong = 1 (or vice versa)

© UCLES 2019

Cambridge Assessment International Education
Cambridge International General Certificate of Secondary Education

SPANISH **0530/23**

Paper 2 Reading **October/November 2019**

MARK SCHEME

Maximum Mark: 45

Published

This mark scheme is published as an aid to teachers and candidates, to indicate the requirements of the examination. It shows the basis on which Examiners were instructed to award marks. It does not indicate the details of the discussions that took place at an Examiners' meeting before marking began, which would have considered the acceptability of alternative answers.

Mark schemes should be read in conjunction with the question paper and the Principal Examiner Report for Teachers.

Cambridge International will not enter into discussions about these mark schemes.

Cambridge International is publishing the mark schemes for the October/November 2019 series for most Cambridge IGCSE™, Cambridge International A and AS Level components and some Cambridge O Level components.

This syllabus is regulated for use in England, Wales and Northern Ireland as a Cambridge International Level 1/Level 2 Certificate.

© UCLES 2019

Need a home tutor? Visit smiletutor.sg

Generic Marking Principles

These general marking principles must be applied by all examiners when marking candidate answers. They should be applied alongside the specific content of the mark scheme or generic level descriptors for a question. Each question paper and mark scheme will also comply with these marking principles.

GENERIC MARKING PRINCIPLE 1:

Marks must be awarded in line with:

- the specific content of the mark scheme or the generic level descriptors for the question
- the specific skills defined in the mark scheme or in the generic level descriptors for the question
- the standard of response required by a candidate as exemplified by the standardisation scripts.

GENERIC MARKING PRINCIPLE 2:

Marks awarded are always **whole marks** (not half marks, or other fractions).

GENERIC MARKING PRINCIPLE 3:

Marks must be awarded **positively**:

- marks are awarded for correct/valid answers, as defined in the mark scheme. However, credit is given for valid answers which go beyond the scope of the syllabus and mark scheme, referring to your Team Leader as appropriate
- marks are awarded when candidates clearly demonstrate what they know and can do
- marks are not deducted for errors
- marks are not deducted for omissions
- answers should only be judged on the quality of spelling, punctuation and grammar when these features are specifically assessed by the question as indicated by the mark scheme. The meaning, however, should be unambiguous.

GENERIC MARKING PRINCIPLE 4:

Rules must be applied consistently e.g. in situations where candidates have not followed instructions or in the application of generic level descriptors.

© UCLES 2019

GENERIC MARKING PRINCIPLE 5: Marks should be awarded using the full range of marks defined in the mark scheme for the question (however; the use of the full mark range may be limited according to the quality of the candidate responses seen).
GENERIC MARKING PRINCIPLE 6: Marks awarded are based solely on the requirements as defined in the mark scheme. Marks should not be awarded with grade thresholds or grade descriptors in mind.

© UCLES 2019

1 General Marking Principles

1.1 It is not possible to list all acceptable alternatives in the Detailed Mark Scheme provided in Section 2. You will need to consider all alternative answers and unexpected approaches in candidates' scripts, make a decision on whether they communicate the required elements, in consultation with your Team Leader if necessary (or with your Product Manager if you are a single Examiner), and award marks accordingly.

The following marking principles underpin the detailed instructions provided in Section 2 of the Mark Scheme. **Where a decision is taken to deviate from these principles for a particular question, this will be specified in the Mark Scheme.** Often the general principles will have to be weighed up against each other, e.g. the answer might pass the look-alike test (1.5(b)), but if the candidate has produced an answer that is another word in the target language they will not score (1.6).

1.2 Crossing out:

(a)	If a candidate changes his/her mind over an answer and crosses out an attempt, award a mark if the final attempt is correct.
(b)	If a candidate crosses out an answer to a whole question but makes no second attempt at it, mark the crossed out work.

1.3 More than the stipulated number of boxes ticked/crossed by the candidate:

(a)	If more than one attempt is visible, but the candidate has clearly indicated which attempt is his/her final answer (e.g. by crossing out other attempts or by annotating the script in some way), mark in the usual way.
(b)	If two attempts are visible (e.g. 2 boxes ticked instead of the 1 box stipulated), and neither has been crossed out/discounted by the candidate, no mark can be awarded.
(c)	Where candidates must tick a number of boxes (e.g. tick the 6 true statements) and tick too many, apply the following rule: deduct the number of 'extra' answers indicated by the candidate from their number of correct answers. The remaining number is the mark awarded, e.g. the candidate is asked to tick 6 statements, but ticks 8. 5 of the ticks are correctly placed, but 2 are 'extras' (8 ticks placed by candidate minus 6 ticks required by rubric = 2 'extras'). Therefore the candidate is awarded a mark of 3.
(d)	Answers in pen do not take precedence over answers in pencil, e.g. if a candidate is asked to tick 1 box and ticks 2, one in pen and the other in pencil, the mark cannot be awarded unless there is explicit indication from the candidate as to which is his/her final answer.

© UCLES 2019

1.4 For questions requiring more than one element for the answer, (i) and (ii), where the answers are interchangeable:

(a)	Both correct answers on line 1 and line 2 blank = 2
(b)	Both correct answers on line 1 and line 2 wrong = 1

(or vice-versa)

1.5 Answers requiring the use of Spanish (rather than a non-verbal response) should be marked for communication. Tolerate inaccuracies provided the message is clear.

(a)	'If in doubt, sound it out': if you read what the candidate has written, does it sound like the correct answer?
(b)	Look-alike test: does what the candidate has written look like the correct answer?
(c)	Accept incorrect gender or person unless Mark Scheme specifies otherwise.
(d)	Accept incorrect possessive adjectives, e.g. mi, tu, su etc., unless Mark Scheme specifies otherwise.
(e)	Accept incorrect tense unless Mark Scheme specifies otherwise.
(f)	Tolerate incorrect auxiliary unless Mark Scheme specifies otherwise.
(g)	Tolerate incorrect use of infinitive unless Mark Scheme specifies otherwise.

1.6 Unless the Mark Scheme specifies otherwise, **do not accept incorrect Spanish if the word given means something else in Spanish**. (Incorrect Spanish which constitutes a word in any language other than Spanish is marked (i) on the basis of whether it is accepted or refused in the Mark Scheme and (ii) if not mentioned in the Mark Scheme, on the basis of 1.5 above).

© UCLES 2019

1.7 Annotation used in the Mark Scheme:

(a)	INV = invalidation and is used when additional material included by the candidate is judged to invalidate an otherwise correct answer thus preventing him/her from scoring the mark (INV = 0).
(b)	tc = 'tout court' and means that on its own the material is not sufficient to score the mark.
(c)	HA = harmless additional material which in conjunction with the correct answer does not prevent the candidate from scoring the mark.
(d)	BOD = benefit of the doubt and is used to indicate material considered by the Examiner and judged to be more correct than incorrect: the benefit of the doubt is given to the candidate and the mark is awarded.

1.8 No response and '0' marks

There is a NR (No Response) option in **RM Assessor**.

Award NR (No Response):
If there is nothing written at all in the answer space or
If there is only a comment which does not in any way relate to the question being asked (e.g. 'can't do' or 'don't know') or
If there is only a mark which isn't an attempt at the question (e.g. a dash, a question mark).

Award 0:
If there is any attempt that earns no credit. This could, for example, include the candidate copying all or some of the question, or any working that does not earn any marks, whether crossed out or not.

© UCLES 2019

1.9 Extra material:

It is the candidate's responsibility to answer questions in such a way as to demonstrate to the Examiner that s/he has understood the reading text. Where candidates introduce extra, irrelevant material to an otherwise correct answer the danger is that the Examiner is being forced to 'choose' the correct answer and s/he cannot be certain that the candidate has shown understanding. Where the Examiner is put in this position the mark cannot be awarded. The Detailed Mark Scheme cannot cover all eventualities and where specific instructions are not provided, Examiners must check the reading text to ensure the correct elements which would qualify for the mark are not contradicted or distorted by any extra material. The following, general, rules should be applied:

(a)	Extra material, mentioned in the Mark Scheme, which reinforces the correct answer or in itself constitutes an alternative correct answer:	this is acceptable and is not penalised
(b)	Extra material which constitutes an alternative answer, **but which is not explicitly mentioned in the Mark Scheme:**	the Examiner needs to decide, by consulting the text and the Team Leader if necessary, whether the alternative answer constitutes: (i) an alternative correct answer, in which case this falls into category (a) and the answer should be rewarded (ii) or an answer which on its own would be refused, in which case this falls into category (c) and the answer should be refused
(c)	Extra material which constitutes an alternative answer **specifically refused in the Mark Scheme:**	this puts the Examiner in the position of having to 'choose' which is the candidate's 'final' answer – the Examiner cannot be sure what the candidate has understood – and the mark cannot be awarded
(d)	Extra material which distorts or contradicts the correct answer:	this affects communication – the Examiner cannot be sure what the candidate has understood – and the mark cannot be awarded
(e)	Extra material introduced by the candidate and which does not feature in the original text:	this affects communication – the Examiner cannot be sure what the candidate has understood – and the mark cannot be awarded. It can sometimes be difficult to draw the line between what is a deduction made by an able candidate on the basis of what they have read and pure guesswork. Therefore where a particular answer is not covered in the Mark Scheme, Examiners should consult their Team Leader

© UCLES 2019

2 Detailed Mark Scheme

Section 1 Exercise 1

Question	Answer	Marks	Guidance
1	B	**1**	
2	D	**1**	
3	B	**1**	
4	A	**1**	
5	C	**1**	

Section 1 Exercise 2

Question	Answer	Marks	Guidance
6	D	**1**	
7	A	**1**	
8	E	**1**	
9	F	**1**	
10	B	**1**	

© UCLES 2019

Section 1 Exercise 3

Question	Answer	Marks	Guidance
11	C	**1**	
12	A	**1**	
13	C	**1**	
14	B	**1**	
15	A	**1**	

Section 2 Exercise 1

Question	Answer	Marks	Guidance
16	central	**1**	
17	grandes	**1**	
18	pagar	**1**	
19	gratis	**1**	
20	próximo	**1**	

© UCLES 2019

Section 2 Exercise 2

- **In this exercise**, reward the candidate for being able to locate the answer in the passage.
- Ignore extra material (whether Spanish is accurate or inaccurate) unless the Mark Scheme specifies otherwise.
- **Accept lifting unless it is specifically refused in the Mark Scheme.**
- READ SECTION 1: GENERAL MARKING PRINCIPLES.
- Accept *mi, mis, tu, tus, su, sus,* etc.

ACCEPT: <u>wrong genders throughout</u>

Question	Answer	Marks	Guidance
21	el año que viene el año próximo el próximo año	**1**	
22	encontrar un trabajo	**1**	
23	(ser) periodista (como ellos)	**1**	**Refuse** para ser periodista
24	un hombre de negocios (famoso que nunca fue a la universidad)	**1**	
25	(quiere) estudiar y trabajar al mismo tiempo estudiar mientras trabaja trabajar mientras estudia	**1**	**Refuse** estudiar y trabajar *tc*
26	encontrar trabajo es (siempre) difícil no es fácil encontrar trabajo (en el futuro) habrá mucha competencia	**1** **1**	
27	nunca/no tenía tiempo	**1**	

© UCLES 2019

Question	Answer	Marks	Guidance
28	(hoy a sus cincuenta años, piensa que) es (muy) mayor (para estudiar)	**1**	**Refuse** (muy) mayor *tc*
29	(piensa que) se puede ganar mucho dinero (como periodista)	**1**	

Note: For questions with 2 interchangeable answers: 2 correct answers on line 1, line 2 blank = 2; 2 correct answers on line 1, line 2 wrong = 1 (or vice versa)

© UCLES 2019

Section 3

Look for signs of genuine comprehension. Usually, candidates who lift **indiscriminately** fail to demonstrate comprehension and will not score the mark. However, **careful** lifting of the details required to answer the question does demonstrate comprehension and should be rewarded. This Detailed Mark Scheme provides specific guidance but in cases not covered, see General Marking Principles, Section 1.9.

In this section, take into account the whole of the candidate's answer. We are still applying the sound-alike rule (e.g. *pasado* = *passado*).

READ SECTION 1: GENERAL MARKING PRINCIPLES

FOR ANSWERS NOT COVERED BY MARK SCHEME, ANNOTATION TOOL MAY BE USED, e.g. INV or BOD

Refuse direct speech however it is presented.

Section 3 Exercise 1

One Mark available per question for True or False + one Mark available for correction of each False statement.

First award marks for the True/False element and then award marks for the justification of the False statements.

True/False element: all 5 statements appear on screen. Enter mark as appropriate for correct identification of each statement as True or False.

- **If neither True nor False is 'ticked' for a question, enter N/R (no response)**.
- **If both True and False are 'ticked' (and there is no clarification of candidate's 'final' answer), enter 0.**

Justification for false statements: only the 3 False statements appear on screen.

- **If the candidate correctly identified the statement as False, mark the justification and enter the mark**
- **If True is 'ticked',** award N/R (or 0 if justification is provided)
- **If True and False are both 'ticked' (and there is no clarification of candidate's 'final' answer),** award 0 (ignore any justification)
- **If neither True nor False is 'ticked'**, mark justification and enter mark (no mark awarded for True/False element)

© UCLES 2019

Question	Answer	Marks	Guidance
	TRUE / **FALSE** ☐ / ✓ ☐ / ✓ ✓ / ☐ ✓ / ☐ ☐ / ✓		
30	FALSO	**1**	See grid above for marking True/False element
31	FALSO	**1**	See grid above for marking True/False element
32	VERDADERO	**1**	See grid above for marking True/False element
33	VERDADERO	**1**	See grid above for marking True/False element
34	FALSO	**1**	See grid above for marking True/False element

© UCLES 2019

JUSTIFICATION
ACCEPT: <u>wrong genders throughout</u>

IN EACH CASE, CHECK FALSO IS TICKED

Question	Answer	Marks	Guidance
30	FALSO		
	(los padres de Mateo se preocupaban porque) tuvo problemas de salud	1	**REFUSE MERE ADDITION OF NEGATIVE**
31	FALSO		
	sus dibujos eran impresionantes	1	**REFUSE MERE ADDITION OF NEGATIVE**
32	VERDADERO		
33	VERDADERO		
34	FALSO		
	le habría gustado trabajar en el extranjero	1	**REFUSE MERE ADDITION OF NEGATIVE**

© UCLES 2019

Section 3 Exercise 2

ACCEPT: <u>wrong genders throughout</u>

Question	Answer	Marks	Guidance
35	todo el mundo tiene (uno)	**1**	
36	(un día) estaba usando el/su móvil <u>en clase</u>	**1**	**Refuse** mi móvil
37	(se puso) furiosa	**1**	
38	(hace) seis meses	**1**	
39	no lo reconocen	**1**	**Refuse** pero…
40	(los colegios deben dar) clases sobre los peligros del móvil	**1**	
41	(va a) actuar en una obra de teatro	**1**	

Note: For questions with 2 interchangeable answers: 2 correct answers on line 1, line 2 blank = 2; 2 correct answers on line 1, line 2 wrong = 1 (or vice versa)

© UCLES 2019

Cambridge Assessment International Education
Cambridge International General Certificate of Secondary Education

SPANISH **0530/41**

Paper 4 Writing **October/November 2019**

MARK SCHEME

Maximum Mark: 50

Published

This mark scheme is published as an aid to teachers and candidates, to indicate the requirements of the examination. It shows the basis on which Examiners were instructed to award marks. It does not indicate the details of the discussions that took place at an Examiners' meeting before marking began, which would have considered the acceptability of alternative answers.

Mark schemes should be read in conjunction with the question paper and the Principal Examiner Report for Teachers.

Cambridge International will not enter into discussions about these mark schemes.

Cambridge International is publishing the mark schemes for the October/November 2019 series for most Cambridge IGCSE™, Cambridge International A and AS Level components and some Cambridge O Level components.

This syllabus is regulated for use in England, Wales and Northern Ireland as a Cambridge International Level 1/Level 2 Certificate.

© UCLES 2019

Need a home tutor? Visit smiletutor.sg

PUBLISHED

Generic Marking Principles

These general marking principles must be applied by all examiners when marking candidate answers. They should be applied alongside the specific content of the mark scheme or generic level descriptors for a question. Each question paper and mark scheme will also comply with these marking principles.

GENERIC MARKING PRINCIPLE 1:

Marks must be awarded in line with:

- the specific content of the mark scheme or the generic level descriptors for the question
- the specific skills defined in the mark scheme or in the generic level descriptors for the question
- the standard of response required by a candidate as exemplified by the standardisation scripts.

GENERIC MARKING PRINCIPLE 2:

Marks awarded are always **whole marks** (not half marks, or other fractions).

GENERIC MARKING PRINCIPLE 3:

Marks must be awarded **positively**:

- marks are awarded for correct/valid answers, as defined in the mark scheme. However, credit is given for valid answers which go beyond the scope of the syllabus and mark scheme, referring to your Team Leader as appropriate
- marks are awarded when candidates clearly demonstrate what they know and can do
- marks are not deducted for errors
- marks are not deducted for omissions
- answers should only be judged on the quality of spelling, punctuation and grammar when these features are specifically assessed by the question as indicated by the mark scheme. The meaning, however, should be unambiguous.

GENERIC MARKING PRINCIPLE 4:

Rules must be applied consistently e.g. in situations where candidates have not followed instructions or in the application of generic level descriptors.

© UCLES 2019

GENERIC MARKING PRINCIPLE 5: Marks should be awarded using the full range of marks defined in the mark scheme for the question (however; the use of the full mark range may be limited according to the quality of the candidate responses seen).
GENERIC MARKING PRINCIPLE 6: Marks awarded are based solely on the requirements as defined in the mark scheme. Marks should not be awarded with grade thresholds or grade descriptors in mind.

© UCLES 2019

1 General Marking Principles

1.1 Crossing out:

(a)	If a candidate changes his/her mind over an answer and crosses out an attempt, award a mark if the final attempt is correct.
(b)	If a candidate crosses out an answer to a whole question but makes no second attempt at it, mark the crossed out work.

1.2 For Questions 2 and 3, if the candidate has written an answer in the space provided for that purpose, you should ignore anything written anywhere else, unless:

(a)	there is an indication from the candidate that other material should be considered.
(b)	the candidate has continued their answer outside the space provided.
(c)	there is no answer in the space provided.

1.3 Annotation used in the Mark Scheme:

(a)	tc = 'tout court' and means that on its own the material is not sufficient to score the mark.
(b)	BOD = benefit of the doubt and is used to indicate that the Examiner has considered the answer/that part of the answer and judged it to be more correct than incorrect: the benefit of the doubt is given to the candidate and the mark is awarded.

© UCLES 2019

1.4 No response and '0' marks

There is a NR (No Response) option in **RM Assessor**.

Award NR (No Response):
If there is nothing written at all in the answer space or
If there is only a comment which does not in any way relate to the question being asked (e.g. 'can't do' or 'don't know') or
If there is only a mark which isn't an attempt at the question (e.g. a dash, a question mark).

Award 0:
If there is any attempt that earns no credit. This could, for example, include the candidate copying all or some of the question, or any working that does not earn any marks, whether crossed out or not.

1.5 **Optional questions**: You must mark all questions attempted by the candidate. Where a question has not been attempted then NR must be entered. (For Question 3 only, after marking the question(s) the candidate has answered, NR is populated automatically when you click on 'Complete'.) Where the candidate attempts more than one of the alternatives in Question 3, RM Assessor will automatically only aggregate the candidate's best result.

© UCLES 2019

Question	Answer	Marks

Question 1

Candidates are required to list 8 items in Spanish. Read all of the items that the candidate has listed and award marks as follows:

(i) Select the most correct items up to a maximum of 5. Award 1 mark for each correct item up to a maximum of 5. Stop ticking once 5 items have been rewarded.

(ii) On Question 1, award marks for items wherever the candidate has written them.

(iii) If the candidate offers more than one word per line, award a mark for each acceptable item (e.g. where a candidate has linked two words as in *cepillo de dentífrica* = 1 tick; however *cepillo y dentífrica* (candidate intends this as two items) = 2 ticks).

(iv) The pictures provided on the question paper are only suggestions.

(v) Mark for communication. Tolerate inaccuracies, provided the message is clear. Ignore any definite / indefinite article, possessive adjective, etc. Ignore any verbs.

(vi) If spelling is questionable, start by referring to the detailed mark scheme. Refer to the bullet points below if no decision on the spelling you have encountered is recorded there.
- 'If in doubt, sound it out': if you read what the candidate has written, does it sound like the correct answer?
- Look-alike test: does what the candidate has written look like the correct answer, e.g. one letter missing but no other word created.
- If the first part of the word is correct, small errors in what comes next are less likely to impede communication (unless they suggest another meaning).
- Where letters are transposed, the word is likely to communicate (unless another word has been created).

(vii) Once marking proper starts, if there are five clearly acceptable items, award marks wherever these are in the list. This approach may allow questionable versions to be ignored.

(viii) Refuse all nouns which are repeated and which do not have a separate meaning:
- *pantalones, pantalones cortos*: award one mark to each item
- *pantalones pequeños, pantalones azules*: award one mark for the first *pantalones*

(ix) Reject misspelt words which suggest a word with a quite different meaning. Where nouns are usually plural, accept the singular and vice versa.

© UCLES 2019

Question	Answer	Marks
1	¿Adónde vas con tus amigos/amigas? Haz una lista en español de 8 lugares.	5

ACCEPT:	ACCEPT:	REFUSE:
cafetería		Discoteca (it's the example given)
centro comercial		theatre
cine		park(e)
estadio		stadium
gimnasio		gymnasium
parque		Any activities
playa		
piscina		
pista de hielo		
polideportivo		
restaurante		
teatro	theatro	
ciudad		

Total for Question 1: 5 marks

© UCLES 2019

Question	Answer	Marks
Question 2 Candidates are required to answer the question. Read the whole answer and award marks as follows: • **Communication: award a mark out of 10, according to the instructions in 2.1.** • **Language: award a mark out of 5, according to the instructions in 2.2.**		

Question	Answer	Marks
2	**2.1: Award a mark out of 10 for Communication** (i) Place the appropriate 'numbered' tick as close as possible to each relevant communication point in the body of the answer. (ii) Award ticks flexibly across the tasks for each piece of relevant information conveyed, up to a maximum of 10. HOWEVER, each of the tasks must be covered to get the 10 communication marks: • If 1 of the tasks is missing, the maximum communication mark is 9. • If 2 of the tasks are missing, the maximum communication mark is 8 (and so on). (iii) Add up the ticks to give a mark out of 10 for Communication. (iv) For COMMUNICATION • **Look for a verb (finite or infinitive) before awarding a mark.** Lists without a verb will not score. • **See Appendix II for rules on how to decide whether a verb is accurate enough** to convey meaning. • **For language other than verbs, use 'rules' in Question 1**: look alike, sound alike, etc. • **Misplaced adjectives, negatives and adverbs will not usually compromise communication.** (v) LISTS = a maximum of 3 marks for communication: lists of 1–3 items = 1 mark; lists of 4 items = 2 marks; lists of 5–6 items = 3 marks • *Ella es alta y delgada y grande y nerviosa.* (*1 verb, therefore treat as list of 4 items: place one tick over 'grande' (third item in list) and another tick over 'nerviosa' (fourth item in list*)) • *Ella es alta. Es delgada. Tiene el pelo moreno.* (*3 verbs therefore each piece of information can score a separate communication mark*) (vi) Only reward each piece of information once, e.g. *es fantástica* cannot score both as description and reason for liking; *es fantástica y sus clases son fantásticas* can both be rewarded as *fantástica(s)* describes different nouns; *ella me ayuda a hacer mis deberes* and *me ayuda todos los días* can both be rewarded as they each contain a different extra detail (*a hacer mis deberes* and *todos los días)*. (vii) Do not penalise factual errors. (viii) What the candidate writes may not follow the order of the tasks on the question paper – this is fine.	15

<table>
<tr><th>Question</th><th>Answer</th><th>Marks</th></tr>
<tr><td>2</td><td>Mi familia
<table>
<tr><th>Tick</th><th>Accept</th></tr>
<tr><td>✓1</td><td>Describe tu familia.

REWARD: any statement describing the candidate’s family</td></tr>
<tr><td>✓2</td><td>¿Qué tipo de actividades haces con tu familia?

REWARD: any statement relating to the activities that the candidate does with his/her family</td></tr>
<tr><td>✓3</td><td>¿Cuál es la comida preferida de tu familia?

REWARD: any statement relating to the family’s favourite meal</td></tr>
<tr><td>✓4</td><td>¿Cómo sería un(a) hermano/a ideal?

REWARD: any statement relating to what the candidate’s ideal sibling would be like</td></tr>
</table></td><td></td></tr>
</table>

© UCLES 2019

<table>
<tr><th>Question</th><th>Answer</th><th>Marks</th></tr>
<tr><td>2</td><td>

2.2: Award a mark out of 5 for Language

Award a mark out of 5 for Language*, according to the Grade descriptors in the table below (see *Note on using mark schemes with Grade descriptors* (last page of mark scheme)).

Grade descriptors for Language (Question 2)

<table>
<tr><td>5</td><td>Straightforward vocabulary and structure.
The style of writing is basic, but reasonably coherent.
Use of a limited range of verbs, generally successful.
More accuracy than inaccuracy.</td></tr>
<tr><td>4</td><td>Basic vocabulary and structure.
Some awareness of verb usage, but inconsistent.
The writing is sufficiently accurate for meaning to be conveyed.</td></tr>
<tr><td>3</td><td>Very basic vocabulary and structure.
Little awareness of verb usage (e.g. infinitives regularly used instead of finite verbs).
Despite regular errors, the writing often conveys some meaning.</td></tr>
<tr><td>2</td><td>A few phrases or short sentences are accurate enough to be comprehensible. Very simple sentence structure.</td></tr>
<tr><td>1</td><td>Disjointed words or short phrases, one or two of them accurate enough to be comprehensible.</td></tr>
<tr><td>0</td><td>One or two disjointed words or short phrases may be recognisable.</td></tr>
</table>

*Consider the whole answer when awarding mark for language

Total for Communication: 10 marks
Total for Language: 5 marks
Total for Question 2: 15 marks

</td><td></td></tr>
</table>

© UCLES 2019

Question	Answer	Marks

Question 3

Candidates answer 1 question from a choice of 3. Read the whole answer and award marks as follows:

- **Communication: award a mark out of 10, according to the instructions in 3.1.**
- **Language: award a mark out of 8 for Verbs, according to the instructions in 3.2.**
  award a mark out of 12 for Other linguistic features, according to the instructions in 3.3.

For question-specific guidance, see later in this mark scheme.

3.1: Award a mark out of 10 for Communication

(i) There are 5 relevant communication points per question, each worth a maximum of 2 marks.

(ii) For each relevant communication point, use the appropriate numbered tick and place up to 2 of these ticks as close as possible to each relevant communication point (in the body of the answer).

2 ticks	Message clearly communicated. Minor errors (adjective endings, use of prepositions etc.) are tolerated.
1 tick	Communication of some meaning is achieved, but the message may be ambiguous or incomplete.
0 ticks	Nothing of worth communicated.

(iii) **Look for a verb (finite or infinitive) before awarding a mark for communication.** See Appendix II for rules on how to decide whether a verb is accurate enough to convey meaning.

(iv) Add up the ticks to give a mark out of 10 for Communication.

© UCLES 2019

Question	Answer	Marks

3.2: Award a mark out of 8 for accurate use of Verbs

When awarding ticks for Verbs, please refer back to the question in order to establish which tense is appropriate for the response. **For question-specific guidance, see later in this mark scheme.**

(i) Place a tick above the **first** occurrence of each correct verb, up to a maximum of 18 ticks (details of how to award ticks are provided below).
(ii) Place the tick so that it does not obscure the accent/tilde.
(iii) Convert the total number of ticks to a mark out of 8 using the Conversion table below.

Conversion table for accurate use of Verbs (Question 3)

Number of ticks	Mark
18+	8
16,17	7
14,15	6
12,13	5
10,11	4
8,9	3
6,7	2
4,5	1
0,1,2,3	0

© UCLES 2019

Question	Answer	Marks

How to award ticks for accurate use of Verbs (Question 3):

(a) Subject (noun or pronoun) + any finite verb

- **both subject and verb must be correct for the verb to score a tick**
- **verb must be in the appropriate tense to score a tick**
- **accents on verbs must be correct in order for a tick to be awarded**
- **do not tick verbs contained in the 'letter etiquette': appropriate beginnings and endings to letters are considered for reward under Other linguistic features.**

Tick	No tick	Note
Yo soy (✓)		
He hecho (✓)		
Los profesores son (✓) amables	Los professores son amables (*no tick*)	incorrect subject means tick cannot be awarded for verb

Use of gerund

Tick	No tick	Note
Estoy escribiendo (✓)		Continuous forms of *estar* and gerund are awarded 1 tick
Llevo (✓) dos años estudiando (✓)		Use of gerund other than in continuous form of verb using *estar* = 2 ticks

With direct and indirect object pronouns

Tick	No tick	Note
Juan lo vio (✓)		

© UCLES 2019

Question	Answer	Marks

Reflexive/passive

Tick	No tick	Note
Él se levanta (✓)	Él levantase (*no tick*)	
Ella se ha cortado (✓)		
La puerta estaba (✓) abierta		
Yo me lavo (✓) las manos	Yo me lavo (*no tick*) el coche	*lavar* should not be used reflexively in this statement

Impersonal verbs such as *gustar*, *quedar*, *faltar*, etc.

Tick	No tick	Note
Me gusta (✓) leer (✓)		
Me gusto *(no tick)* leer (✓)		
Me quedan (✓) diez euros		

Impersonal *se*

Tick	No tick	Note
Se puede (✓)		
Se habla español (✓)		

Impersonal

Hay (✓) patatas		
Es (✓) interesante		

© UCLES 2019

Question	Answer	Marks

With negative

Tick	No tick	Note
No comen (✓)		

Sequence of tenses

Tick	No tick	Note
Fui (✓) al cine y me gustó (✓) la película	Fui (✓) al cine y me gustaría *(no tick)* la película	If sequence is incorrect, **both** verbs cannot be rewarded

Single auxiliary with multiple past participles

Sing		
Tick	**No tick**	**Note**
Hemos cantado (✓) y bailado (✓)		Hemos cantado = tick 1; Hemos bailado = tick 2

Verb which requires preposition

Tick	No tick	Note
Ayudo (✓) a lavar (✓) el coche		
Ayudo (✓) lavar el coche		preposition is required for *lavar* to be awarded a tick
Ayudo (✓) con lavar el coche		incorrect use of *con* means that *lavar* cannot receive a tick

© UCLES 2019

Question	Answer	Marks

Verb which requires personal *a*

Tick	No tick	Note
Veo (✓) a mi amigo	Veo *(no tick)* mi amigo	personal *a* is required for *veo* to be awarded a tick
Correct verb within meaningless statement		
Tick	**No tick**	
El camino es (✓) largo	El camino es (*no tick*) inteligente	Do not reward correct verb in a meanginless statement

(b) Imperative

Tick	No tick	Note
¡Ven! (✓)		
¡Oiga! (✓)		

(c) Interrogative

Tick	No tick	Note
¿Vienes? (✓) / Vienes. (✓)		question mark not required for mark to be awarded
(¿)Vas (✓) a venir(?) (✓)		
(¿)Cómo estás(?) (✓)		

© UCLES 2019

Question	Answer	Marks

(d) Infinitive

Tick	No tick	Note
Quiero (✓) salir (✓)		
No quiera (*no tick*) salir (✓)		
Quiero (✓) salire (*no tick*)		
Voy a (✓) estudiar (✓)		
Empecé a (✓) llorar (✓)		
Empecé *(no tick)* llorar (✓)		

3

(e) Participle (past or present)

Tick	No tick	Note
Terminado el programa (✓)		
Siendo estudiante (✓)		

(f) Reward only the first occurrence of a verb, e.g.
Me gusta (✓) la natación. También me gusta (*no tick*) el tenis
Me gusta (✓) la natación. No me gusta (*no tick*) el tenis

However,
- Yo prefiero (✓) la natación y mi hermano prefiere (✓) el tenis – 2 different persons of the verb
- Mi hermano prefiere (✓) la natación y mi hermana prefiere (*no tick*) el tenis – both third person usage
- Esta tarde mi amigo puede (✓) jugar (✓) al fútbol. En mi ciudad se puede *(no tick)* nadar (✓) – puede is in the third person singular in both sentences, so scores the first time but not the second time

© UCLES 2019

Question	Answer	Marks

3.3: Award a mark out of 12 for Other linguistic features

(i) Award a mark out of 12 for Other linguistic features, according to the Grade descriptors in the table below (please see Note on using mark schemes with Grade descriptors (Appendix I)).

(ii) Use the highlighter marking tool to highlight the first new use of any correct usage. Use the highlighter marking tool to underline a creditable attempt at a structure. This annotation is intended to help you arrive at an appropriate mark. Therefore, the kinds of things you highlight/underline will vary according to the quality of work, e.g. for a mark of 7/8 to be awarded the assumption is that 'spelling of common words, genders, adjectival agreements and basic prepositions are almost always correct' so annotation will focus on the degree of success with more complex language.

(iii) Consider the extent to which the following are used correctly and appropriately when assessing the candidate's control of structures:
- Subordinate clauses, including porque and que (relative pronouns). Indirect or reported speech (dijo que, creo que). Time clauses with cuando, mientras que etc. and si (= if)
- Object pronouns (me ha dicho; me lo dio) and 'strong' pronouns
- Conjunctions other than *y* and linking words (e.g. sin embargo, por lo tanto, por eso)
- Prepositions – Time, Place etc.
- Negatives
- Adverbs
- Use of por and para
- Adjectives, including possessives and demonstratives. Also comparatives and superlatives
- Expressions of quantity
- Appropriate use of *politesses* in the letter.

© UCLES 2019

Question	Answer	Marks

Grade descriptors for Other linguistic features (Question 3

11–12	• Uses a wide range of structures effectively; produces longer, fluent sentences with ease. • Highly accurate at this level, though not necessarily faultless. • Makes effective use of a wide range of vocabulary fully appropriate to the task.
9–10	• Attempts a range of structures with a good degree of success. • More complex language usually error-free^^. • Uses a variety of relevant vocabulary at this level.
7–8	• In control of simple structures. Varied success with more complex structures. • Accuracy is fairly consistent throughout*. Errors may occur when more ambitious language is attempted. • Has sufficient vocabulary to add some interest to the writing.
5–6	• Attempts more than basic structures. • On balance, the work is more accurate than inaccurate. • Straightforward vocabulary relevant to the task.
3–4	• Reliant on basic structures. • Some examples of correct language. Meaning usually conveyed. • Basic vocabulary.
1–2	• A few phrases or short sentences are accurate enough to be comprehensible. Very simple sentence structure.
0	• One or two disjointed words or short phrases may be recognisable.

^^subordinate clauses, linking words, object pronouns, comparative adjectives/adverbs, strong negatives usually error free.
*spelling of common words, genders, adjectival agreements and basic prepositions are almost always correct.

Total for Communication: 10 marks
Total for Verbs: 8 marks
Total for Other linguistic features: 12 marks
Total for Question 3: 30 marks

© UCLES 2019

<table>
<tr><th>Question</th><th>Answer</th><th>Marks</th></tr>
<tr><td>3(a)</td><td>

Un trabajo de verano. Escribe un e-mail a tu amigo/amiga sobre tu trabajo de verano.

3.1: Award a mark out of 10 for Communication – see generic guidance above

<table>
<tr><th>Tick</th><th>Accept</th><th>Mark</th></tr>
<tr><td>✓1</td><td>Describe el trabajo que estás haciendo.
Description of the job that the candidate is doing</td><td>2</td></tr>
<tr><td>✓2</td><td>¿Cómo fue el primer día?
Description of how the candidate’s first day in the job was (Accept an opinion or an activity)</td><td>2</td></tr>
<tr><td>✓3</td><td>¿Qué has aprendido?
Description of what the candidate has learnt in this job</td><td>2</td></tr>
<tr><td>✓4</td><td>¿Qué es lo peor de este trabajo?
Description of what the candidate thinks is the worst thing about this job</td><td>2</td></tr>
<tr><td>✓5</td><td>¿Cuáles son las ventajas de tener un trabajo de verano?
Description of the advantages of having a summer job</td><td>2</td></tr>
</table>

</td><td>**30**</td></tr>
</table>

© UCLES 2019

<table>
<tr><th>Question</th><th>Answer</th><th>Marks</th></tr>
<tr><td>3(a)</td><td>
<table>
<tr><th>Communication point</th><th>For Verbs, accept:</th></tr>
<tr><td>1</td><td>Present/Preterite/Imperfect</td></tr>
<tr><td>2</td><td>Preterite / Imperfect</td></tr>
<tr><td>3</td><td>Preterite</td></tr>
<tr><td>4</td><td>Present</td></tr>
<tr><td>5</td><td>Present</td></tr>
</table>
<u>3.2: Award a mark out of 8 for accurate use of Verbs – see generic guidance above</u>

<u>3.3: Award a mark out of 12 for Other linguistic features – see generic guidance above</u>
</td><td></td></tr>
</table>

<table>
<tr><th>Question</th><th>Answer</th><th>Marks</th></tr>
<tr><td>3(b)</td><td>

Las zonas turísticas. Escribe un artículo sobre este tema.

3.1: Award a mark out of 10 for Communication – see generic guidance above

<table>
<tr><th>Tick</th><th>Accept</th><th>Mark</th></tr>
<tr><td>✓1</td><td>Describe un fin de semana que pasaste en una zona turística.
Description of a weekend that the candidate spent in a tourist area</td><td>2</td></tr>
<tr><td>✓2</td><td>¿Qué aprendiste de la región?
Description of what the candidate learnt about the area</td><td>2</td></tr>
<tr><td>✓3</td><td>Durante el año, ¿cuántas veces visitas zonas turísticas?
Mention of how many times the candidate visits tourist areas in an average year</td><td>2</td></tr>
<tr><td>✓4</td><td>En tu opinión, ¿por qué (no) sería una buena experiencia vivir en una zona turística?
Candidate’s opinion on why it would or would not be a good thing to live in a tourist area</td><td>2</td></tr>
<tr><td>✓5</td><td>¿Causa el turismo daño al medio ambiente? Explica por qué (no).
Candidate’s opinion on whether tourism damages the environment and why</td><td>2</td></tr>
</table>

</td><td>**30**</td></tr>
</table>

<table>
<tr><th>Question</th><th>Answer</th><th>Marks</th></tr>
<tr><td>3(b)</td><td>
<table>
<tr><th>Communication point</th><th>For Verbs, accept:</th></tr>
<tr><td>1</td><td>Preterite / Imperfect / Perfect</td></tr>
<tr><td>2</td><td>Preterite / Imperfect</td></tr>
<tr><td>3</td><td>Present</td></tr>
<tr><td>4</td><td>Conditional / Future / Present</td></tr>
<tr><td>5</td><td>Present</td></tr>
</table>
<u>3.2: Award a mark out of 8 for accurate use of Verbs – see generic guidance above</u>

<u>3.3: Award a mark out of 12 for Other linguistic features – see generic guidance above</u>
</td><td></td></tr>
</table>

© UCLES 2019

<table>
<tr><th>Question</th><th>Answer</th><th>Marks</th></tr>
<tr><td>3(c)</td><td>

'Estaba en clase cuando la directora del colegio, con una cara feliz, entró acompañada por mis padres…'

3.1: Award a mark out of 10 for Communication – see generic guidance above

<table>
<tr><th>Tick</th><th>Accept</th><th>Mark</th></tr>
<tr><td>✓1</td><td>¿Qué estabas haciendo en la clase?
Description of what the candidate was doing in class</td><td>2</td></tr>
<tr><td>✓2</td><td>¿Cómo te sentiste al ver a tus padres?
Description of how the candidate felt upon seeing his/her parents</td><td>2</td></tr>
<tr><td>✓3</td><td>Explica por qué.
Explanation of why the candidate felt that way</td><td>2</td></tr>
<tr><td>✓4</td><td>¿Qué anunció la directora?
Description of what the head teacher announced</td><td>2</td></tr>
<tr><td>✓5</td><td>Cuenta lo que hiciste después.
Description of what the candidate did next</td><td>2</td></tr>
</table>

</td><td>**30**</td></tr>
</table>

© UCLES 2019

<table>
<tr><th>Question</th><th>Answer</th><th>Marks</th></tr>
<tr><td>3(c)</td><td>
<table>
<tr><th>Communication point</th><th>For Verbs, accept:</th></tr>
<tr><td>1</td><td>Imperfect</td></tr>
<tr><td>2</td><td>Preterite / Imperfect</td></tr>
<tr><td>3</td><td>Preterite / Imperfect / Present</td></tr>
<tr><td>4</td><td>Preterite / Conditional / Future</td></tr>
<tr><td>5</td><td>Preterite / Imperfect</td></tr>
</table>
<u>3.2: Award a mark out of 8 for accurate use of Verbs – see generic guidance above</u>

<u>3.3: Award a mark out of 12 for Other linguistic features – see generic guidance above</u>
</td><td></td></tr>
</table>

Appendix I

Note on using mark schemes with Grade descriptors

It is important that you award marks positively. In order to ensure that you reward achievement rather than penalise failure or omissions, you should start at the bottom of the mark scheme and work upwards through the descriptors when awarding marks.

You should adopt a 'best fit' approach. You must select the set of descriptors provided in the mark scheme that most closely describes the quality of the work being marked. As you work upwards through the mark scheme, you will eventually arrive at a set of descriptors that fits the candidate's performance. When you reach this point, you should always then check the descriptors in the band above to confirm whether or not there is just enough evidence to award a mark in the higher band.

For example, when marking Question 3 you may find that a candidate uses a variety of relevant vocabulary but has varied success with more complex structures. In such cases, you will need to award a mark that takes into account both the strengths and weaknesses of the piece of work.

To select the most appropriate mark within each set of descriptors, use the following guidance:

- If most of the descriptors fit the piece (and after you have considered the band above), award the top mark in the band.
- If there is just enough evidence (and you had perhaps been considering the band below), award the lowest mark in the band.

Note on irrelevant material in Question 3

In the case of an answer which is completely irrelevant to the chosen question (3(a) or 3(b) or 3(c)), a mark of 0 is given for Communication and for Language.

In cases where the chosen question was clearly attempted but communication of the set tasks was not achieved (e.g. due to inadequate language control), a score of 0 is given for Communication. Language marks (for Verbs and Other Linguistic Features) are based on any phrases that do communicate meaning.

Irrelevant material that has been included in an otherwise relevant answer does not score for Communication or for Verbs. Communication marks and Verb marks are awarded for the relevant parts of the answer only. The mark for Other Linguistic Features is based on the whole answer.

© UCLES 2019

Appendix II: Communication – Rules on how to decide whether a verb is accurate enough to convey meaning

Communication

- an attempt at a verb is required for any communication mark to be awarded
- for QUESTION 2, candidates score 1 or 0 marks for each piece of relevant information they communicate. For a sentence/phrase to be considered for the award of a mark for communication, the verb must meet or go beyond the criteria outlined in B
- for QUESTION 3, candidates score 2, 1 or 0 marks for communicating each task. For the criteria the verb must fulfil in order for a sentence/phrase to be considered for the award of 2 marks for communication, see A below. For the criteria the verb must fulfil for a sentence/phrase to be considered for the award of 1 mark for communication, see B below.
- where a verb fits the criteria for C, the mark for communication is 0
- although some allowances are made for faulty verbs when awarding COMMUNICATION marks (see below); in order for a verb to score a LANGUAGE tick, it must be correct
- 'ticks' for communication are to be placed just above the end of the qualifying sentence/phrase

© UCLES 2019

A <u>QUESTION 3 ONLY</u>: Where <u>THE VERB IS APPROPRIATE IN THE MEANING IT CONVEYS AND THE TIME FRAME IS APPROPRIATE</u>, 2 communication marks are awarded in the following cases.

(i)	**For 2 communication marks: accept a Present where a Future context is apparent**	
	El año que viene voy a España = 2 for communication (but see also B (i) for further information)	(*voy* receives a tick for verb)
(ii)	**For 2 communication marks: accept the use of a Future when a Conditional would be correct and vice versa**	
(iii)	**For 2 communication marks: accept a 'phonetic version' of the correct time frame**	
	He passado las vacaciones = 2 for communication *E pasado las vacaciones* = 2 for communication *Mi madre necessita mi ayuda* = 2 for communication *Nececito ir a la tienda* = 2 for communication *He apprendido mucho* = 2 for communication *Mi tía tienne un club* = 2 for communication *He organisado una fiesta* = 2 for communication *Boy a ir al centro* = 2 for communication	(*Empezó a juego* = 1 for communication – *juego* is not phonetic) *Yo quierro jugar al fútbol* = 0 for communication (doublé 'r' is not a phonetic rendering of single 'r') *Yo prefiero llavar los platos* = 0 for communication (double 'll' is not a phonetic rendering of single 'l')
(iv)	**For 2 communication marks: accept the use of any past tense when a past is required, even when a different past tense would be grammatically correct or appropriate**	
	Allow Perfect, Imperfect, Pluperfect or Preterite. Ignore inconsistency in the use of the Imperfect and Preterite if it occurs.	

© UCLES 2019

(v)	**Errors of accent: award 2 communication marks (eg *estuve alli* = 2, *tambien fue* = 2, *es fantastico* = 2), <u>except</u> in the following cases**	
	For 2 communication marks, **insist** on the accent on verbs which require it	*Yo comi* = 1 for communication (as an attempted preterite tense) *Esperabamos* = 1 for communication (as an attempted imperfect tense)
	For 2 communication marks, tolerate a grave accent for an acute accent	*Yo comì* = 2 for communication
(vi)	**In complex sentences, reward communication based on the verb in the subordinate clause and reward according to the normal rules (it is the information in the subordinate clause which fulfils the task)**	
	Mi amigo dijo que tenía dolor de cabeza = 2 for communication (in addition both verbs can receive a tick) *Mi amigo dice* (wrong tense) *que tenía dolor de cabeza* = 2 for communication (in addition second verb can receive a tick)	However, *Mi amigo dijo que tiene dolor de cabeza* = 1 for communication (see B (vii)) (in addition first verb can receive a tick) *Mi amigo dijo que él dolor de cabeza* = 0 for communication (no verb in subordinate clause) (first verb can receive a tick)
	Creía que estaba enfermo = 2 for communicataion (in addition both verbs receive a tick)	However: *Creía que llueve* = 1 for communication (see B (vii)) *Creía que tenía enfermo* = 0 for communication (see B (vii)) (In addition, in both cases, first verb can receive a tick)
(vi)	**Use of a verb in the indicative where a subjunctive would be expected: award 2 communication marks**	
	No creo que haya muchas personas allí = 2 for communication (plus both verbs receive a tick) *No creo que hay muchas personas allí* = 2 for communication (plus first verb receives a tick)	

© UCLES 2019

B <u>QUESTIONS 2 AND 3</u>: Where <u>THE VERB IS APPROPRIATE IN THE MEANING IT CONVEYS</u> but is flawed in the following ways, the message is partially conveyed, and 1 communication mark will be awarded.

(i)	**The candidate has produced a correct spelling of an <u>inappropriate</u> form/part/tense of an <u>appropriate</u> verb: award 1 communication mark**	
	He vender el libro = 1 for communication *La gente están contenta* = 1 for communication *Yo trabaje durante las vacaciones* = 1 for communication *Yo voy pasaré* = 1 for communication	No ticks are scored for these verbs
	Task: what do you want to eat for lunch? **Candidate writes:** *Quiero comeré la fruta* = 1 for communication	*Quiero* = tick for verb
	Task: what will you do next year? **Candidate writes:** *El año <u>pasado</u> voy a España* = 1 for communication *El año <u>pasado</u> voy a viajar en España* = 1 for communication *El año <u>que viene</u> yo iba a España* = 1 for communication *El año que viene me gusto jugar al tenis* = 1 for communication	…*voy a*… verb is not rewarded as there is no future context (eg *El año que viene*…) <u>and</u> there is discordance/confusion between the verb and the time indicator that the candidate has used …*voy a viajar*… scores 2 ticks for verbs (*voy a*, *viajar*) as the task requires a future and, despite the use of *pasado*, there is no doubt about the tense of the verb and the tense of the verb agrees with the tense that is required …*iba*… verb does not receive a tick …*me gusto*… verb does not receive a tick
	El año que viene yo vaya al centro = 1 for communication (*ir* is an appropriate verb, *vaya* is a form of the verb *ir* (subjunctive))	*El año que viene yo vaye al centro* = 0 for communication (*vaye* is not any part of the verb *ir*)

(ii)	**The candidate has produced a <u>phonetic</u> spelling of an <u>inappropriate</u> form/part/tense of an <u>appropriate</u> verb: award 1 communication mark**	
	Task: what did you enjoy doing on holiday? **Candidate writes:** *Me gustta el tenis* = 1 for communication (phonetic version of the incorrect tense (*me gusta*) of an appropriate verb)	*Me gutsa (el tenis) (gutsa* is not any form/part/tense (nor a phonetic version thereof) of the verb *gusta)*
	Task: what happened at school today? **Candidate writes:** *Apprendo mucho* = 1 for communication (phonetic version of an incorrect part/tense (*aprendo*) of an appropriate verb)	*Apriendo mucho* = 0 for communication (*apriendo* is not any form/part/tense (nor a phonetic version thereof) of the verb *aprender*)
(iii)	**Use of *ser* when *estar* would be correct and vice versa: award 1 communication mark**	
	Soy en acuerdo con el proyecto = 1 *Soy esperando tu carta* = 1 *Era con su hijo* = 1 *Mis hermanas son en la casa* = 1 *Estaba una experiencia maravillosa* = 1 *Estoy un buen estudiante* = 1 *Tu carta está interesante* = 1 *Estará una buena idea* = 1	

© UCLES 2019

(iv)	**Mis-use of *haber, hacer*, *tener* and *ser/estar* in idiomatic phrases/simple descriptions: award 1 communication mark**	
	Era/Estaba miedo = 1 *Era/Estaba sed* = 1 *Era/Estaba hambre* = 1 *Era/Estaba cinco años* = 1 *Estaba muy frío en mi casa* = 1 ¿Está playas cerca de tu ciudad? = 1	(no tick for verb) (no tick for verb) (no tick for verb) (no tick for verb) (no tick for verb) (no tick for verb) **However:** *Ella es el pelo negro* = 0 *Tenía cansado* = 0 *Tenía enfermo* = 0
(v)	**The following commonly seen inappropriate usages: award 1 communication mark**	
	Accept for 1 mark *Miré un accidente* for *Vi un accidente* *Yo gusta la música* for *Me gusta la música* *Escuché un ruido* for *Oí un ruido* *En Madrid hay calor* for *En Madrid hace calor*	**Refuse** *Tenía un tiempo muy bueno* for *Lo pasé bien* *He mirado para mi chaqueta* for *He buscado mi chaqueta*
(vi)	**The following commonly seen mis-usages: award 1 communication mark**	
	Me gusto mi casa *Me prefiero los gatos* *Me vivo en el centro* *Me llamo es (Ana)*	*Me llama es (Ana)* = 0 as nothing of worth is communicated *Me llama (Ana)* when the candidate is trying to give his/her own name = 0
(vii)	**In complex sentences, consider the verb in the subordinate clause when awarding the mark for communication and reward according to the normal rules** (see also A (vi))	
	Mi amigo dijo que tiene dolor de cabeza = 1 for communication	The subordinate clause, *tiene dolor de cabeza,* contains an appropriate verb in the wrong time frame which is awarded 1 communication mark (in addition, first verb receives a tick)
	Creía que llueve = 1 for communication	The subordinate clause, *que llueve,* contains an appropriate verb in the wrong time frame which is awarded 1 communication mark according to the usual rules) (in addition, first verb receives a tick)

© UCLES 2019

C <u>QUESTIONS 2 AND 3</u>: Award 0 communication marks in the following cases.

(i)	**No attempt at a (real) verb = 0 for communication**	
	yo pie al instituto = 0 for communication *yo caminata mi perro* = 0 for communication *llove* = 0 for communication *yo prefier ir al colegio* = 0 for communication	
(ii)	**The verb attempted delivers a message different from the desired one = 0 for communication**	
	mi padre tiene profesor for *mi padre es profesor* = 0 for communication *llora* for *llueve* = 0 for communication	
(iii)	**The attempt at the verb is not a part/form of an appropriate verb or a phonetic rendition thereof = 0 for communication**	
	El año que viene yo viajer en el centro = 0 for communication (*viajer* is not any part of the verb *viajar*) *Yo buscé mis gafas* = 0 for communication (*buscé* is not any part of the verb *buscar*) *Me gutsa (el tenis)* = 0 for Communication (*gutsa* is not any part of the verb *gustar*)	

© UCLES 2019

Cambridge Assessment International Education
Cambridge International General Certificate of Secondary Education

SPANISH **0530/42**

Paper 4 Writing **October/November 2019**

MARK SCHEME

Maximum Mark: 50

Published

This mark scheme is published as an aid to teachers and candidates, to indicate the requirements of the examination. It shows the basis on which Examiners were instructed to award marks. It does not indicate the details of the discussions that took place at an Examiners' meeting before marking began, which would have considered the acceptability of alternative answers.

Mark schemes should be read in conjunction with the question paper and the Principal Examiner Report for Teachers.

Cambridge International will not enter into discussions about these mark schemes.

Cambridge International is publishing the mark schemes for the October/November 2019 series for most Cambridge IGCSE™, Cambridge International A and AS Level components and some Cambridge O Level components.

This syllabus is regulated for use in England, Wales and Northern Ireland as a Cambridge International Level 1/Level 2 Certificate.

© UCLES 2019

Need a home tutor? Visit smiletutor.sg

Generic Marking Principles

These general marking principles must be applied by all examiners when marking candidate answers. They should be applied alongside the specific content of the mark scheme or generic level descriptors for a question. Each question paper and mark scheme will also comply with these marking principles.

GENERIC MARKING PRINCIPLE 1:

Marks must be awarded in line with:

- the specific content of the mark scheme or the generic level descriptors for the question
- the specific skills defined in the mark scheme or in the generic level descriptors for the question
- the standard of response required by a candidate as exemplified by the standardisation scripts.

GENERIC MARKING PRINCIPLE 2:

Marks awarded are always **whole marks** (not half marks, or other fractions).

GENERIC MARKING PRINCIPLE 3:

Marks must be awarded **positively**:

- marks are awarded for correct/valid answers, as defined in the mark scheme. However, credit is given for valid answers which go beyond the scope of the syllabus and mark scheme, referring to your Team Leader as appropriate
- marks are awarded when candidates clearly demonstrate what they know and can do
- marks are not deducted for errors
- marks are not deducted for omissions
- answers should only be judged on the quality of spelling, punctuation and grammar when these features are specifically assessed by the question as indicated by the mark scheme. The meaning, however, should be unambiguous.

GENERIC MARKING PRINCIPLE 4:

Rules must be applied consistently e.g. in situations where candidates have not followed instructions or in the application of generic level descriptors.

© UCLES 2019

GENERIC MARKING PRINCIPLE 5: Marks should be awarded using the full range of marks defined in the mark scheme for the question (however; the use of the full mark range may be limited according to the quality of the candidate responses seen).
GENERIC MARKING PRINCIPLE 6: Marks awarded are based solely on the requirements as defined in the mark scheme. Marks should not be awarded with grade thresholds or grade descriptors in mind.

© UCLES 2019

1 General Marking Principles

1.1 Crossing out:

(a)	If a candidate changes his/her mind over an answer and crosses out an attempt, award a mark if the final attempt is correct.
(b)	If a candidate crosses out an answer to a whole question but makes no second attempt at it, mark the crossed out work.

1.2 For Questions 2 and 3, if the candidate has written an answer in the space provided for that purpose, you should ignore anything written anywhere else, unless:

(a)	there is an indication from the candidate that other material should be considered.
(b)	the candidate has continued their answer outside the space provided.
(c)	there is no answer in the space provided.

1.3 Annotation used in the Mark Scheme:

(a)	tc = ‘tout court’ and means that on its own the material is not sufficient to score the mark.
(b)	BOD = benefit of the doubt and is used to indicate that the Examiner has considered the answer/that part of the answer and judged it to be more correct than incorrect: the benefit of the doubt is given to the candidate and the mark is awarded.

© UCLES 2019

1.4 No response and '0' marks

There is a NR (No Response) option in **RM Assessor**.

Award NR (No Response):
If there is nothing written at all in the answer space or
If there is only a comment which does not in any way relate to the question being asked (e.g. 'can't do' or 'don't know') or
If there is only a mark which isn't an attempt at the question (e.g. a dash, a question mark).

Award 0:
If there is any attempt that earns no credit. This could, for example, include the candidate copying all or some of the question, or any working that does not earn any marks, whether crossed out or not.

1.5 **Optional questions**: You must mark all questions attempted by the candidate. Where a question has not been attempted then NR must be entered. (For Question 3 only, after marking the question(s) the candidate has answered, NR is populated automatically when you click on 'Complete'.) Where the candidate attempts more than one of the alternatives in Question 3, RM Assessor will automatically only aggregate the candidate's best result.

© UCLES 2019

Question	Answer	Marks

Question 1

Candidates are required to list 8 items in Spanish. Read all of the items that the candidate has listed and award marks as follows:

(i) Select the most correct items up to a maximum of 5. Award 1 mark for each correct item up to a maximum of 5. Stop ticking once 5 items have been rewarded.

(ii) On Question 1, award marks for items wherever the candidate has written them.

(iii) **If the candidate offers more than one word per line, award a mark for each acceptable item** (e.g. where a candidate has linked two words as in *cepillo de dentífrica* = 1 tick; however *cepillo y dentífrica* (candidate intends this as two items) = 2 ticks).

(iv) The pictures provided on the question paper are only suggestions.

(v) Mark for communication. Tolerate inaccuracies, provided the message is clear. Ignore any definite / indefinite article, possessive adjective, etc. Ignore any verbs.

(vi) If spelling is questionable, start by referring to the detailed mark scheme. Refer to the bullet points below if no decision on the spelling you have encountered is recorded there.
- 'If in doubt, sound it out': if you read what the candidate has written, does it sound like the correct answer?
- Look-alike test: does what the candidate has written look like the correct answer, e.g. one letter missing but no other word created.
- If the first part of the word is correct, small errors in what comes next are less likely to impede communication (unless they suggest another meaning).
- Where letters are transposed, the word is likely to communicate (unless another word has been created).

(vii) Once marking proper starts, if there are five clearly acceptable items, award marks wherever these are in the list. This approach may allow questionable versions to be ignored.

(viii) Refuse all nouns which are repeated and which do not have a separate meaning:
- *pantalones, pantalones cortos*: award one mark to each item
- *pantalones pequeños, pantalones azules*: award one mark for the first *pantalones*

(ix) Reject misspelt words which suggest a word with a quite different meaning. Where nouns are usually plural, accept the singular and vice versa.

© UCLES 2019

Question	Answer	Marks
1	**Estás en tu dormitorio. Haz una lista en español de 8 cosas que puedes ver.**	**5**

ACCEPT	ACCEPT	REFUSE
alfombra	reloj	lámpara
armario	revista	
cama	ropa	Only 1 item of food or drink
espejo	silla	People? – Only **one** sibling that may share a bedroom
libro	televisión	
manta	ventana	
mesa	tapiz/tapis (sic.)	
ordenador	carpeta	
planta		
póster		
puerta		
radio		

Total for Question 1: 5 marks

Question	Answer	Marks
Question 2		
Candidates are required to answer the question. Read the whole answer and award marks as follows: • **Communication: award a mark out of 10, according to the instructions in 2.1.** • **Language: award a mark out of 5, according to the instructions in 2.2.**		

Question	Answer	Marks
2	**2.1: Award a mark out of 10 for Communication** (i) Place the appropriate 'numbered' tick as close as possible to each relevant communication point in the body of the answer. (ii) Award ticks flexibly across the tasks for each piece of relevant information conveyed, up to a maximum of 10. HOWEVER, each of the tasks must be covered to get the 10 communication marks: • If 1 of the tasks is missing, the maximum communication mark is 9. • If 2 of the tasks are missing, the maximum communication mark is 8 (and so on). (iii) Add up the ticks to give a mark out of 10 for Communication. (iv) For COMMUNICATION • **Look for a verb (finite or infinitive) before awarding a mark.** Lists without a verb will not score. • **See Appendix II for rules on how to decide whether a verb is accurate enough** to convey meaning. • **For language other than verbs, use 'rules' in Question 1**: look alike, sound alike, etc. • **Misplaced adjectives, negatives and adverbs will not usually compromise communication.** (v) LISTS = a maximum of 3 marks for communication: lists of 1–3 items = 1 mark; lists of 4 items = 2 marks; lists of 5–6 items = 3 marks • *Ella es alta y delgada y grande y nerviosa.* (1 verb, therefore treat as list of 4 items: place one tick over *'grande'* (third item in list) and another tick over *'nerviosa'* (fourth item in list)) • *Ella es alta. Es delgada. Tiene el pelo moreno*. (3 verbs therefore each piece of information can score a separate communication mark) (vi) Only reward each piece of information once, e.g. *es fantástica* cannot score both as description and reason for liking; *es fantástica y sus clases son fantásticas* can both be rewarded as *fantástica(s)* describes different nouns; *ella me ayuda a hacer mis deberes* and *me ayuda todos los días* can both be rewarded as they each contain a different extra detail (*a hacer mis deberes* and *todos los días)*. (vii) Do not penalise factual errors. (viii) What the candidate writes may not follow the order of the tasks on the question paper – this is fine.	**15**

<table>
<tr><th>Question</th><th>Answer</th><th>Marks</th></tr>
<tr><td>2</td><td>Mi colegio
<table>
<tr><th>Tick</th><th>Accept</th></tr>
<tr><td>✓1</td><td>Describe tu colegio.

REWARD: any statement relating to school</td></tr>
<tr><td>✓2</td><td>¿Por qué (no) te gusta tu colegio?

REWARD: any statement relating to why the candidate does or does not like school</td></tr>
<tr><td>✓3</td><td>¿Cuál es tu asignatura preferida? Explica por qué.

REWARD: any statement relating to the candidate’s favourite subject
REWARD: any statement explaining why the subject is the candidate’s favourite</td></tr>
<tr><td>✓4</td><td>¿Qué vas a hacer esta tarde después del colegio?

REWARD: any statement relating to the activities that the candidate does after school</td></tr>
</table></td><td></td></tr>
</table>

© UCLES 2019

<table>
<tr><th>Question</th><th>Answer</th><th>Marks</th></tr>
<tr><td>2</td><td>

2.2: Award a mark out of 5 for Language

Award a mark out of 5 for Language*, according to the Grade descriptors in the table below (see *Note on using mark schemes with Grade descriptors* (last page of mark scheme)).

Grade descriptors for Language (Question 2)

<table>
<tr><td>5</td><td>Straightforward vocabulary and structure.
The style of writing is basic, but reasonably coherent.
Use of a limited range of verbs, generally successful.
More accuracy than inaccuracy.</td></tr>
<tr><td>4</td><td>Basic vocabulary and structure.
Some awareness of verb usage, but inconsistent.
The writing is sufficiently accurate for meaning to be conveyed.</td></tr>
<tr><td>3</td><td>Very basic vocabulary and structure.
Little awareness of verb usage (e.g. infinitives regularly used instead of finite verbs).
Despite regular errors, the writing often conveys some meaning.</td></tr>
<tr><td>2</td><td>A few phrases or short sentences are accurate enough to be comprehensible. Very simple sentence structure.</td></tr>
<tr><td>1</td><td>Disjointed words or short phrases, one or two of them accurate enough to be comprehensible.</td></tr>
<tr><td>0</td><td>One or two disjointed words or short phrases may be recognisable.</td></tr>
</table>

*Consider the whole answer when awarding mark for language

Total for Communication: 10 marks
Total for Language: 5 marks
Total for Question 2: 15 marks

</td><td></td></tr>
</table>

© UCLES 2019

Question	Answer	Marks

Question 3

Candidates answer 1 question from a choice of 3. Read the whole answer and award marks as follows:

- **Communication: award a mark out of 10, according to the instructions in 3.1.**
- **Language: award a mark out of 8 for Verbs, according to the instructions in 3.2.**
  award a mark out of 12 for Other linguistic features, according to the instructions in 3.3.

For question-specific guidance, see later in this mark scheme.

3.1: Award a mark out of 10 for Communication

(i) There are 5 relevant communication points per question, each worth a maximum of 2 marks.

(ii) For each relevant communication point, use the appropriate numbered tick and place up to 2 of these ticks as close as possible to each relevant communication point (in the body of the answer).

2 ticks	Message clearly communicated. Minor errors (adjective endings, use of prepositions etc.) are tolerated.
1 tick	Communication of some meaning is achieved, but the message may be ambiguous or incomplete.
0 ticks	Nothing of worth communicated.

(iii) **Look for a verb (finite or infinitive) before awarding a mark for communication.** See Appendix II for rules on how to decide whether a verb is accurate enough to convey meaning.

(iv) Add up the ticks to give a mark out of 10 for Communication.

© UCLES 2019

Question	Answer	Marks

3.2: Award a mark out of 8 for accurate use of Verbs

When awarding ticks for Verbs, please refer back to the question in order to establish which tense is appropriate for the response. **For question-specific guidance, see later in this mark scheme.**

(i) Place a tick above the **first** occurrence of each correct verb, up to a maximum of 18 ticks (details of how to award ticks are provided below).
(ii) Place the tick so that it does not obscure the accent/tilde.
(iii) Convert the total number of ticks to a mark out of 8 using the Conversion table below.

Conversion table for accurate use of Verbs (Question 3)

Number of ticks	Mark
18+	8
16,17	7
14,15	6
12,13	5
10,11	4
8,9	3
6,7	2
4,5	1
0,1,2,3	0

© UCLES 2019

Question	Answer	Marks

How to award ticks for accurate use of Verbs (Question 3):

(a) Subject (noun or pronoun) + any finite verb

- **both subject and verb must be correct for the verb to score a tick**
- **verb must be in the appropriate tense to score a tick**
- **accents on verbs must be correct in order for a tick to be awarded**
- **do not tick verbs contained in the 'letter etiquette': appropriate beginnings and endings to letters are considered for reward under Other linguistic features.**

Tick	No tick	Note
Yo soy (✓)		
He hecho (✓)		
Los profesores son (✓) amables	Los professores son amables (*no tick*)	incorrect subject means tick cannot be awarded for verb

Use of gerund

Tick	No tick	Note
Estoy escribiendo (✓)		Continuous forms of *estar* and gerund are awarded 1 tick
Llevo (✓) dos años estudiando (✓)		Use of gerund other than in continuous form of verb using *estar* = 2 ticks

With direct and indirect object pronouns

Tick	No tick	Note
Juan lo vio (✓)		

Question	Answer	Marks

Reflexive/passive

Tick	No tick	Note
Él se levanta (✓)	Él levantase (*no tick*)	
Ella se ha cortado (✓)		
La puerta estaba (✓) abierta		
Yo me lavo (✓) las manos	Yo me lavo (*no tick*) el coche	*lavar* should not be used reflexively in this statement

Impersonal verbs such as *gustar*, *quedar*, *faltar*, etc.

Tick	No tick	Note
Me gusta (✓) leer (✓)		
Me gusto *(no tick)* leer (✓)		
Me quedan (✓) diez euros		

Impersonal *se*

Tick	No tick	Note
Se puede (✓)		
Se habla español (✓)		

Impersonal

Hay (✓) patatas		
Es (✓) interesante		

With negative

Tick	**No tick**	**Note**
No comen (✓)		

Sequence of tenses

Tick	**No tick**	**Note**
Fui (✓) al cine y me gustó (✓) la película	Fui (✓) al cine y me gustaría *(no tick)* la película	If sequence is incorrect, **both** verbs cannot be rewarded

Single auxiliary with multiple past participles

Sing		
Tick	**No tick**	**Note**
Hemos cantado (✓) y bailado (✓)		Hemos cantado = tick 1; Hemos bailado = tick 2

Verb which requires preposition

Tick	**No tick**	**Note**
Ayudo (✓) a lavar (✓) el coche		
Ayudo (✓) lavar el coche		preposition is required for *lavar* to be awarded a tick
Ayudo (✓) con lavar el coche		incorrect use of *con* means that *lavar* cannot receive a tick

© UCLES 2019

Question	Answer	Marks

Verb which requires personal *a*

Tick	No tick	Note
Veo (✓) a mi amigo	Veo *(no tick)* mi amigo	personal *a* is required for *veo* to be awarded a tick

Correct verb within meaningless statement

Tick	No tick	Note
El camino es (✓) largo	El camino es (*no tick*) inteligente	Do not reward correct verb in a meaningless statement

(b) Imperative

Tick	No tick	Note
¡Ven! (✓)		
¡Oiga! (✓)		

(c) Interrogative

Tick	No tick	Note
¿Vienes? (✓) / Vienes. (✓)		question mark not required for mark to be awarded
(¿)Vas (✓) a venir(?) (✓)		
(¿)Cómo estás(?) (✓)		

© UCLES 2019

Question	Answer	Marks

(d) Infinitive

Tick	No tick	Note
Quiero (✓) salir (✓)		
No quiera (*no tick*) salir (✓)		
Quiero (✓) salire (*no tick*)		
Voy a (✓) estudiar (✓)		
Empecé a (✓) llorar (✓)		
Empecé *(no tick)* llorar (✓)		

(e) Participle (past or present)

Tick	No tick	Note
Terminado el programa (✓)		
Siendo estudiante (✓)		

(f) Reward only the first occurrence of a verb, e.g.

- Me gusta (✓) la natación. También me gusta (*no tick*) el tenis
- Me gusta (✓) la natación. No me gusta (*no tick*) el tenis

However,

- Yo prefiero (✓) la natación y mi hermano prefiere (✓) el tenis – 2 different persons of the verb
- Mi hermano prefiere (✓) la natación y mi hermana prefiere (*no tick*) el tenis – both third person usage
- Esta tarde mi amigo puede (✓) jugar (✓) al fútbol. En mi ciudad se puede *(no tick)* nadar (✓) – puede is in the third person singular in both sentences, so scores the first time but not the second time

© UCLES 2019

Question	Answer	Marks

3.3: Award a mark out of 12 for Other linguistic features

(i) Award a mark out of 12 for Other linguistic features, according to the Grade descriptors in the table below (please see Note on using mark schemes with Grade descriptors (Appendix I)).

(ii) Use the highlighter marking tool to highlight the first new use of any correct usage. Use the highlighter marking tool to underline a creditable attempt at a structure. This annotation is intended to help you arrive at an appropriate mark. Therefore, the kinds of things you highlight/underline will vary according to the quality of work, e.g. for a mark of 7/8 to be awarded the assumption is that 'spelling of common words, genders, adjectival agreements and basic prepositions are almost always correct' so annotation will focus on the degree of success with more complex language.

(iii) Consider the extent to which the following are used correctly and appropriately when assessing the candidate's control of structures:

- Subordinate clauses, including porque and que (relative pronouns). Indirect or reported speech (dijo que, creo que). Time clauses with cuando, mientras que etc. and si (= if)
- Object pronouns (me ha dicho; me lo dio) and 'strong' pronouns
- Conjunctions other than *y* and linking words (e.g. sin embargo, por lo tanto, por eso)
- Prepositions – Time, Place etc.
- Negatives
- Adverbs
- Use of por and para
- Adjectives, including possessives and demonstratives. Also comparatives and superlatives
- Expressions of quantity
- Appropriate use of *politesses* in the letter.

© UCLES 2019

Question	Answer	Marks

Grade descriptors for Other linguistic features (Question 3)

11–12	• Uses a wide range of structures effectively; produces longer, fluent sentences with ease. • Highly accurate at this level, though not necessarily faultless. • Makes effective use of a wide range of vocabulary fully appropriate to the task.
9–10	• Attempts a range of structures with a good degree of success. • More complex language usually error-free^^. • Uses a variety of relevant vocabulary at this level.
7–8	• In control of simple structures. Varied success with more complex structures. • Accuracy is fairly consistent throughout*. Errors may occur when more ambitious language is attempted. • Has sufficient vocabulary to add some interest to the writing.
5–6	• Attempts more than basic structures. • On balance, the work is more accurate than inaccurate. • Straightforward vocabulary relevant to the task.
3–4	• Reliant on basic structures. • Some examples of correct language. Meaning usually conveyed. • Basic vocabulary.
1–2	• A few phrases or short sentences are accurate enough to be comprehensible. Very simple sentence structure.
0	• One or two disjointed words or short phrases may be recognisable.

^^subordinate clauses, linking words, object pronouns, comparative adjectives/adverbs, strong negatives usually error free.
*spelling of common words, genders, adjectival agreements and basic prepositions are almost always correct.

Total for Communication: 10 marks
Total for Verbs: 8 marks
Total for Other linguistic features: 12 marks
Total for Question 3: 30 marks

© UCLES 2019

<table>
<tr><th>Question</th><th>Answer</th><th>Marks</th></tr>
<tr><td>3(a)</td><td>

Mudarse de casa. Escribe un e-mail a tu amigo/amiga sobre tu casa nueva.

3.1: Award a mark out of 10 for Communication – see generic guidance above

<table>
<tr><th>Tick</th><th>Accept</th><th>Mark</th></tr>
<tr><td>✓1</td><td>¿Cuándo te mudaste de casa?
Mention of when the candidate moved house</td><td>2</td></tr>
<tr><td>✓2</td><td>Describe la urbanización donde vives ahora.
Description of the area where the candidate lives now</td><td>2</td></tr>
<tr><td>✓3</td><td>¿Cómo era tu casa anterior?
Description of the candidate’s previous house</td><td>2</td></tr>
<tr><td>✓4</td><td>¿Por qué tuvo que cambiar de casa tu familia?
Explanation of why the candidate’s family had to move house</td><td>2</td></tr>
<tr><td>✓5</td><td>¿Cuáles son las ventajas de tu casa nueva?
Description of the advantages of the candidate’s new house</td><td>2</td></tr>
</table>

</td><td>**30**</td></tr>
</table>

<table>
<tr><th>Question</th><th>Answer</th><th>Marks</th></tr>
<tr><td>3(a)</td><td>
<table>
<tr><th>Communication point</th><th>For Verbs, accept:</th></tr>
<tr><td>1</td><td>Preterite</td></tr>
<tr><td>2</td><td>Present</td></tr>
<tr><td>3</td><td>Imperfect/Present</td></tr>
<tr><td>4</td><td>Present/Preterite/Imperfect</td></tr>
<tr><td>5</td><td>Present</td></tr>
</table>
<u>3.2: Award a mark out of 8 for accurate use of Verbs – see generic guidance above</u>

<u>3.3: Award a mark out of 12 for Other linguistic features – see generic guidance above</u>
</td><td></td></tr>
</table>

<table>
<tr><th>Question</th><th>Answer</th><th>Marks</th></tr>
<tr><td>3(b)</td><td>

Las grandes ciudades. Escribe un artículo sobre este tema.
3.1: Award a mark out of 10 for Communication – see generic guidance above

<table>
<tr><th>Tick</th><th>Accept</th><th>Mark</th></tr>
<tr><td>✓1</td><td>Describe la última vez que visitaste una ciudad grande.

Description of the last time that the candidate visited a big city</td><td>2</td></tr>
<tr><td>✓2</td><td>¿Qué medios de transporte usaste para viajar por la ciudad?

Description of the means of transport that the candidate used to get around the city</td><td>2</td></tr>
<tr><td>✓3</td><td>Durante el año, ¿pasas la mayoría del tiempo en un pueblo o en una ciudad?

Mention of where the candidate spends the majority of his/her time</td><td>2</td></tr>
<tr><td>✓4</td><td>¿Los jóvenes deben conocer la ciudad capital de su país? Explica por qué (no).

Explanation of whether or not young people should get to know the capital city of their country
Marks to be awarded for the explanation</td><td>2</td></tr>
<tr><td>✓5</td><td>En tu opinión, ¿qué es lo bueno <u>o</u> lo malo de vivir en una ciudad grande?

Candidate’s opinion on the advantages or disadvantages of living in a big city</td><td>2</td></tr>
</table>

</td><td>30</td></tr>
</table>

<table>
<tr><th>Question</th><th>Answer</th><th>Marks</th></tr>
<tr><td>3(b)</td><td>
<table>
<tr><th>Communication point</th><th>For Verbs, accept:</th></tr>
<tr><td>1</td><td>Preterite/Imperfect/Perfect</td></tr>
<tr><td>2</td><td>Preterite/Imperfect</td></tr>
<tr><td>3</td><td>Present</td></tr>
<tr><td>4</td><td>Present</td></tr>
<tr><td>5</td><td>Present</td></tr>
</table>
<u>3.2: Award a mark out of 8 for accurate use of Verbs – see generic guidance above</u>

<u>3.3: Award a mark out of 12 for Other linguistic features – see generic guidance above</u>
</td><td></td></tr>
</table>

© UCLES 2019

<table>
<tr><th>Question</th><th>Answer</th><th>Marks</th></tr>
<tr><td>3(c)</td><td>

'La semana pasada conocí a un/a deportista famoso/a. ¡Mi opinión de él/ella ha cambiado completamente!…'

3.1: Award a mark out of 10 for Communication – see generic guidance above

<table>
<tr><th>Tick</th><th>Accept</th><th>Mark</th></tr>
<tr><td>✓1</td><td>Describe el encuentro con el/la deportista. (¿dónde? ¿cuándo?)
Description of the meeting with the sportsperson</td><td>2</td></tr>
<tr><td>✓2</td><td>¿Qué estaba haciendo el/la deportista?
Description of what the sportsperson was doing</td><td>2</td></tr>
<tr><td>✓3</td><td>¿Cómo te sentiste al hablar con él/ella?
Description of how the candidate felt upon speaking with the sportsperson</td><td>2</td></tr>
<tr><td>✓4</td><td>¿Por qué cambió tu opinión del/de la deportista?
Candidate's reason for why his/her opinion of the sportsperson has changed</td><td>2</td></tr>
<tr><td>✓5</td><td>¿Cuándo volverás a ver al/a la deportista?
Mention of when the candidate will see the sportsperson again</td><td>2</td></tr>
</table>

</td><td>30</td></tr>
</table>

<table>
<tr><th>Question</th><th>Answer</th><th>Marks</th></tr>
<tr><td>3(c)</td><td>
<table>
<tr><th>Communication point</th><th>For Verbs, accept:</th></tr>
<tr><td>1</td><td>Preterite/Imperfect</td></tr>
<tr><td>2</td><td>Imperfect</td></tr>
<tr><td>3</td><td>Preterite/Imperfect</td></tr>
<tr><td>4</td><td>Preterite</td></tr>
<tr><td>5</td><td>Future/Conditional</td></tr>
</table>
<u>3.2: Award a mark out of 8 for accurate use of Verbs – see generic guidance above</u>

<u>3.3: Award a mark out of 12 for Other linguistic features – see generic guidance above</u>
</td><td></td></tr>
</table>

Appendix I

Note on using mark schemes with Grade descriptors

It is important that you award marks positively. In order to ensure that you reward achievement rather than penalise failure or omissions, you should start at the bottom of the mark scheme and work upwards through the descriptors when awarding marks.

You should adopt a 'best fit' approach. You must select the set of descriptors provided in the mark scheme that most closely describes the quality of the work being marked. As you work upwards through the mark scheme, you will eventually arrive at a set of descriptors that fits the candidate's performance. When you reach this point, you should always then check the descriptors in the band above to confirm whether or not there is just enough evidence to award a mark in the higher band.

For example, when marking **Question 3** you may find that a candidate uses a variety of relevant vocabulary but has varied success with more complex structures. In such cases, you will need to award a mark that takes into account both the strengths and weaknesses of the piece of work.

To select the most appropriate mark within each set of descriptors, use the following guidance:

- If most of the descriptors fit the piece (and after you have considered the band above), award the top mark in the band.
- If there is just enough evidence (and you had perhaps been considering the band below), award the lowest mark in the band.

Note on irrelevant material in Question 3

In the case of an answer which is completely irrelevant to the chosen question (**3(a)** or **3(b)** or **3(c)**), a mark of 0 is given for Communication and for Language.

In cases where the chosen question was clearly attempted but communication of the set tasks was not achieved (e.g. due to inadequate language control), a score of 0 is given for Communication. Language marks (for Verbs and Other Linguistic Features) are based on any phrases that do communicate meaning.

Irrelevant material that has been included in an otherwise relevant answer does not score for Communication or for Verbs. Communication marks and Verb marks are awarded for the relevant parts of the answer only. The mark for Other Linguistic Features is based on the whole answer.

© UCLES 2019

Appendix II: Communication – Rules on how to decide whether a verb is accurate enough to convey meaning

Communication

- an attempt at a verb is required for any communication mark to be awarded
- for **QUESTION 2**, candidates score 1 or 0 marks for each piece of relevant information they communicate. For a sentence/phrase to be considered for the award of a mark for communication, the verb must meet or go beyond the criteria outlined in B
- for **QUESTION 3**, candidates score 2, 1 or 0 marks for communicating each task. For the criteria the verb must fulfil in order for a sentence/phrase to be considered for the award of 2 marks for communication, see A below. For the criteria the verb must fulfil for a sentence/phrase to be considered for the award of 1 mark for communication, see B below.
- where a verb fits the criteria for C, the mark for communication is 0
- although some allowances are made for faulty verbs when awarding COMMUNICATION marks (see below); in order for a verb to score a LANGUAGE tick, it must be correct
- 'ticks' for communication are to be placed just above the end of the qualifying sentence/phrase

© UCLES 2019

A **<u>QUESTION 3 ONLY</u>: Where <u>THE VERB IS APPROPRIATE IN THE MEANING IT CONVEYS AND THE TIME FRAME IS APPROPRIATE</u>, 2 communication marks are awarded in the following cases.**

(i)	**For 2 communication marks: accept a Present where a Future context is apparent**	
	El año que viene voy a España = 2 for communication (but see also B (i) for further information)	(*voy* receives a tick for verb)
(ii)	**For 2 communication marks: accept the use of a Future when a Conditional would be correct and vice versa**	
(iii)	**For 2 communication marks: accept a 'phonetic version' of the correct time frame**	
	He passado las vacaciones = 2 for communication *E pasado las vacaciones* = 2 for communication *Mi madre necessita mi ayuda* = 2 for communication *Nececito ir a la tienda* = 2 for communication *He apprendido mucho* = 2 for communication *Mi tía tienne un club* = 2 for communication *He organisado una fiesta* = 2 for communication *Boy a ir al centro* = 2 for communication	(*Empezó a juego* = 1 for communication – *juego* is not phonetic) *Yo quierro jugar al fútbol* = 0 for communication (doublé 'r' is not a phonetic rendering of single 'r') *Yo prefiero llavar los platos* = 0 for communication (double 'll' is not a phonetic rendering of single 'l')
(iv)	**For 2 communication marks: accept the use of any past tense when a past is required, even when a different past tense would be grammatically correct or appropriate**	
	Allow Perfect, Imperfect, Pluperfect or Preterite. Ignore inconsistency in the use of the Imperfect and Preterite ifs it occurs.	

© UCLES 2019

(v)	**Errors of accent: award 2 communication marks (e.g. *estuve alli* = 2, *tambien fue* = 2, *es fantastico* = 2), <u>except</u> in the following cases**	
	For 2 communication marks, **insist** on the accent on verbs which require it	*Yo comi* = 1 for communication (as an attempted preterite tense) *Esperabamos* = 1 for communication (as an attempted imperfect tense)
	For 2 communication marks, tolerate a grave accent for an acute accent	*Yo comì = 2 for communication*
(vi)	**In complex sentences, reward communication based on the verb in the subordinate clause and reward according to the normal rules (it is the information in the subordinate clause which fulfils the task)**	
	Mi amigo dijo que tenía dolor de cabeza = 2 for communication (in addition both verbs can receive a tick) *Mi amigo dice* (wrong tense) *que tenía dolor de cabeza* = 2 for communication (in addition second verb can receive a tick)	However, *Mi amigo dijo que tiene dolor de cabeza* = 1 for communication (see B (vii)) (in addition first verb can receive a tick) *Mi amigo dijo que él dolor de cabeza* = 0 for communication (no verb in subordinate clause) (first verb can receive a tick)
	Creía que estaba enfermo = 2 for communicataion (in addition both verbs receive a tick)	However: *Creía que llueve* = 1 for communication (see B (vii)) *Creía que tenía enfermo* = 0 for communication (see B (vii)) (In addition, in both cases, first verb can receive a tick)
(vii)	**Use of a verb in the indicative where a subjunctive would be expected: award 2 communication marks**	
	No creo que haya muchas personas allí = 2 for communication (plus both verbs receive a tick) *No creo que hay muchas personas allí* = 2 for communication (plus first verb receives a tick)	

B <u>QUESTIONS 2 AND 3</u>: Where <u>THE VERB IS APPROPRIATE IN THE MEANING IT CONVEYS</u> but is flawed in the following ways, the message is partially conveyed, and 1 communication mark will be awarded.

(i)	**The candidate has produced a correct spelling of an <u>inappropriate</u> form/part/tense of an <u>appropriate</u> verb: award 1 communication mark**	
	He vender el libro = 1 for communication *La gente están contenta* = 1 for communication *Yo trabaje durante las vacaciones* = 1 for communication *Yo voy pasaré* = 1 for communication	No ticks are scored for these verbs
	Task: what do you want to eat for lunch? **Candidate writes:** *Quiero comeré la fruta* = 1 for communication	*Quiero* = tick for verb
	Task: what will you do next year? **Candidate writes:** *El año <u>pasado</u> voy a España* = 1 for communication *El año <u>pasado</u> voy a viajar en España* = 1 for communication *El año <u>que viene</u> yo iba a España* = 1 for communication *El año que viene me gusto jugar al tenis* = 1 for communication	…*voy a*… verb is not rewarded as there is no future context (eg *El año que viene*…) <u>and</u> there is discordance/confusion between the verb and the time indicator that the candidate has used …*voy a viajar*… scores 2 ticks for verbs (*voy a*, *viajar*) as the task requires a future and, despite the use of *pasado*, there is no doubt about the tense of the verb and the tense of the verb agrees with the tense that is required …*iba*… verb does not receive a tick …*me gusto*… verb does not receive a tick
	El año que viene yo vaya al centro = 1 for communication (*ir* is an appropriate verb, *vaya* is a form of the verb *ir* (subjunctive))	*El año que viene yo vaye al centro* = 0 for communication (*vaye* is not any part of the verb *ir*)

(ii)	**The candidate has produced a <u>phonetic</u> spelling of an <u>inappropriate</u> form/part/tense of an <u>appropriate</u> verb: award 1 communication mark**	
	Task: what did you enjoy doing on holiday? **Candidate writes:** *Me gustta el tenis* = 1 for communication (phonetic version of the incorrect tense (*me gusta*) of an appropriate verb)	*Me gutsa (el tenis) (gutsa* is not any form/part/tense (nor a phonetic version thereof) of the verb *gusta)*
	Task: what happened at school today? **Candidate writes:** *Apprendo mucho* = 1 for communication (phonetic version of an incorrect part/tense (*aprendo*) of an appropriate verb)	*Apriendo mucho* = 0 for communication (*apriendo* is not any form/part/tense (nor a phonetic version thereof) of the verb *aprender*)
(iii)	**Use of *ser* when *estar* would be correct and vice versa: award 1 communication mark**	
	Soy en acuerdo con el proyecto = 1 *Soy esperando tu carta* = 1 *Era con su hijo* = 1 *Mis hermanas son en la casa* = 1 *Estaba una experiencia maravillosa* = 1 *Estoy un buen estudiante* = 1 *Tu carta está interesante* = 1 *Estará una buena idea* = 1	
(iv)	**Mis-use of *haber, hacer*, *tener* and *ser/estar* in idiomatic phrases/simple descriptions: award 1 communication mark**	
	Era/Estaba miedo = 1 *Era/Estaba sed* = 1 *Era/Estaba hambre* = 1 *Era/Estaba cinco años* = 1 *Estaba muy frío en mi casa* = 1 ¿Está playas cerca de tu ciudad? = 1	(no tick for verb) (no tick for verb) (no tick for verb) (no tick for verb) (no tick for verb) (no tick for verb) **However:** *Ella es el pelo negro* = 0 *Tenía cansado* = 0 *Tenía enfermo* = 0

© UCLES 2019

(v)	**The following commonly seen inappropriate usages: award 1 communication mark**	
	Accept for 1 mark *Miré un accidente* for *Vi un accidente* *Yo gusta la música* for *Me gusta la música* *Escuché un ruido* for *Oí un ruido* *En Madrid hay calor* for *En Madrid hace calor*	**Refuse** *Tenía un tiempo muy bueno* for *Lo pasé bien* *He mirado para mi chaqueta* for *He buscado mi chaqueta*
(vi)	**The following commonly seen mis-usages: award 1 communication mark**	
	Me gusto mi casa *Me prefiero los gatos* *Me vivo en el centro* *Me llamo es (Ana)*	*Me llama es (Ana)* = 0 as nothing of worth is communicated *Me llama (Ana)* when the candidate is trying to give his/her own name = 0
(vii)	**In complex sentences, consider the verb in the subordinate clause when awarding the mark for communication and reward according to the normal rules** (see also A (vi))	
	Mi amigo dijo que tiene dolor de cabeza = 1 for communication	The subordinate clause, *tiene dolor de cabeza,* contains an appropriate verb in the wrong time frame which is awarded 1 communication mark (in addition, first verb receives a tick)
	Creía que llueve = 1 for communication	The subordinate clause, *que llueve,* contains an appropriate verb in the wrong time frame which is awarded 1 communication mark according to the usual rules) (in addition, first verb receives a tick)

© UCLES 2019

C <u>QUESTIONS 2 AND 3</u>: Award 0 communication marks in the following cases.

(i)	**No attempt at a (real) verb = 0 for communication**	
	yo pie al instituto = 0 for communication *yo caminata mi perro* = 0 for communication *llove* = 0 for communication *yo prefier ir al colegio* = 0 for communication	
(ii)	**The verb attempted delivers a message different from the desired one = 0 for communication**	
	mi padre tiene profesor for *mi padre es profesor* = 0 for communication *llora* for *llueve* = 0 for communication	
(iii)	**The attempt at the verb is not a part/form of an appropriate verb or a phonetic rendition thereof = 0 for communication**	
	El año que viene yo viajer en el centro = 0 for communication (*viajer* is not any part of the verb *viajar*) *Yo buscé mis gafas* = 0 for communication (*buscé* is not any part of the verb *buscar*) *Me gutsa (el tenis)* = 0 for Communication (*gutsa* is not any part of the verb *gustar*)	

© UCLES 2019

Cambridge Assessment International Education
Cambridge International General Certificate of Secondary Education

SPANISH **0530/43**

Paper 4 Writing **October/November 2019**

MARK SCHEME

Maximum Mark: 50

Published

This mark scheme is published as an aid to teachers and candidates, to indicate the requirements of the examination. It shows the basis on which Examiners were instructed to award marks. It does not indicate the details of the discussions that took place at an Examiners' meeting before marking began, which would have considered the acceptability of alternative answers.

Mark schemes should be read in conjunction with the question paper and the Principal Examiner Report for Teachers.

Cambridge International will not enter into discussions about these mark schemes.

Cambridge International is publishing the mark schemes for the October/November 2019 series for most Cambridge IGCSE™, Cambridge International A and AS Level components and some Cambridge O Level components.

This syllabus is regulated for use in England, Wales and Northern Ireland as a Cambridge International Level 1/Level 2 Certificate.

© UCLES 2019

Need a home tutor? Visit smiletutor.sg

Generic Marking Principles

These general marking principles must be applied by all examiners when marking candidate answers. They should be applied alongside the specific content of the mark scheme or generic level descriptors for a question. Each question paper and mark scheme will also comply with these marking principles.

GENERIC MARKING PRINCIPLE 1:

Marks must be awarded in line with:

- the specific content of the mark scheme or the generic level descriptors for the question
- the specific skills defined in the mark scheme or in the generic level descriptors for the question
- the standard of response required by a candidate as exemplified by the standardisation scripts.

GENERIC MARKING PRINCIPLE 2:

Marks awarded are always **whole marks** (not half marks, or other fractions).

GENERIC MARKING PRINCIPLE 3:

Marks must be awarded **positively**:

- marks are awarded for correct/valid answers, as defined in the mark scheme. However, credit is given for valid answers which go beyond the scope of the syllabus and mark scheme, referring to your Team Leader as appropriate
- marks are awarded when candidates clearly demonstrate what they know and can do
- marks are not deducted for errors
- marks are not deducted for omissions
- answers should only be judged on the quality of spelling, punctuation and grammar when these features are specifically assessed by the question as indicated by the mark scheme. The meaning, however, should be unambiguous.

GENERIC MARKING PRINCIPLE 4:

Rules must be applied consistently e.g. in situations where candidates have not followed instructions or in the application of generic level descriptors.

© UCLES 2019

GENERIC MARKING PRINCIPLE 5: Marks should be awarded using the full range of marks defined in the mark scheme for the question (however; the use of the full mark range may be limited according to the quality of the candidate responses seen).
GENERIC MARKING PRINCIPLE 6: Marks awarded are based solely on the requirements as defined in the mark scheme. Marks should not be awarded with grade thresholds or grade descriptors in mind.

© UCLES 2019

1 General Marking Principles

1.1 Crossing out:

(a)	If a candidate changes his/her mind over an answer and crosses out an attempt, award a mark if the final attempt is correct.
(b)	If a candidate crosses out an answer to a whole question but makes no second attempt at it, mark the crossed out work.

1.2 For Questions 2 and 3, if the candidate has written an answer in the space provided for that purpose, you should ignore anything written anywhere else, unless:

(a)	there is an indication from the candidate that other material should be considered.
(b)	the candidate has continued their answer outside the space provided.
(c)	there is no answer in the space provided.

1.3 Annotation used in the Mark Scheme:

(a)	tc = 'tout court' and means that on its own the material is not sufficient to score the mark.
(b)	BOD = benefit of the doubt and is used to indicate that the Examiner has considered the answer/that part of the answer and judged it to be more correct than incorrect: the benefit of the doubt is given to the candidate and the mark is awarded.

© UCLES 2019

1.4 No response and '0' marks

There is a NR (No Response) option in **RM Assessor**.

Award NR (No Response):
If there is nothing written at all in the answer space or
If there is only a comment which does not in any way relate to the question being asked (e.g. 'can't do' or 'don't know') or
If there is only a mark which isn't an attempt at the question (e.g. a dash, a question mark).

Award 0:
If there is any attempt that earns no credit. This could, for example, include the candidate copying all or some of the question, or any working that does not earn any marks, whether crossed out or not.

1.5 **Optional questions**: You must mark all questions attempted by the candidate. Where a question has not been attempted then NR must be entered. (For Question 3 only, after marking the question(s) the candidate has answered, NR is populated automatically when you click on 'Complete'.) Where the candidate attempts more than one of the alternatives in Question 3, RM Assessor will automatically only aggregate the candidate's best result.

© UCLES 2019

Question	Answer	Marks

Question 1

Candidates are required to list 8 items in Spanish. Read all of the items that the candidate has listed and award marks as follows:

(i) Select the most correct items up to a maximum of 5. Award 1 mark for each correct item up to a maximum of 5. Stop ticking once 5 items have been rewarded.

(ii) On Question 1, award marks for items wherever the candidate has written them.

(iii) **If the candidate offers more than one word per line, award a mark for each acceptable item** (e.g. where a candidate has linked two words as in *cepillo de dentífrica* = 1 tick; however *cepillo y dentífrica* (candidate intends this as two items) = 2 ticks).

(iv) The pictures provided on the question paper are only suggestions.

(v) Mark for communication. Tolerate inaccuracies, provided the message is clear. Ignore any definite / indefinite article, possessive adjective, etc. Ignore any verbs.

(vi) If spelling is questionable, start by referring to the detailed mark scheme. Refer to the bullet points below if no decision on the spelling you have encountered is recorded there.
- 'If in doubt, sound it out': if you read what the candidate has written, does it sound like the correct answer?
- Look-alike test: does what the candidate has written look like the correct answer, e.g. one letter missing but no other word created.
- If the first part of the word is correct, small errors in what comes next are less likely to impede communication (unless they suggest another meaning).
- Where letters are transposed, the word is likely to communicate (unless another word has been created).

(vii) Once marking proper starts, if there are five clearly acceptable items, award marks wherever these are in the list. This approach may allow questionable versions to be ignored.

(viii) Refuse all nouns which are repeated and which do not have a separate meaning:
- *pantalones, pantalones cortos*: award one mark to each item
- *pantalones pequeños, pantalones azules*: award one mark for the first *pantalones*

(ix) Reject misspelt words which suggest a word with a quite different meaning. Where nouns are usually plural, accept the singular and vice versa.

© UCLES 2019

Question	Answer	Marks
1	**¿Qué te gusta comer en un restaurante? Haz una lista en español de 8 cosas.**	**5**

ACCEPT		**REFUSE**	
bocadillo		arroz	
carne			
fruta			
hamburguesa			
helado			
pastel			
patatas fritas			
pescado			
pizza			
salchichas			

Total for Question 1: 5 marks

Question	Answer	Marks
Question 2 Candidates are required to answer the question. Read the whole answer and award marks as follows: • **Communication: award a mark out of 10, according to the instructions in 2.1.** • **Language: award a mark out of 5, according to the instructions in 2.2.**		

Question	Answer	Marks
2	**2.1: Award a mark out of 10 for Communication** (i) Place the appropriate 'numbered' tick as close as possible to each relevant communication point in the body of the answer. (ii) Award ticks flexibly across the tasks for each piece of relevant information conveyed, up to a maximum of 10. HOWEVER, each of the tasks must be covered to get the 10 communication marks: • If 1 of the tasks is missing, the maximum communication mark is 9. • If 2 of the tasks are missing, the maximum communication mark is 8 (and so on). (iii) Add up the ticks to give a mark out of 10 for Communication. (iv) For COMMUNICATION • **Look for a verb (finite or infinitive) before awarding a mark.** Lists without a verb will not score. • **See Appendix II for rules on how to decide whether a verb is accurate enough** to convey meaning. • **For language other than verbs, use 'rules' in Question 1**: look alike, sound alike, etc. • **Misplaced adjectives, negatives and adverbs will not usually compromise communication.** (v) LISTS = a maximum of 3 marks for communication: lists of 1–3 items = 1 mark; lists of 4 items = 2 marks; lists of 5–6 items = 3 marks • *Ella es alta y delgada y grande y nerviosa.* (1 verb, therefore treat as list of 4 items: place one tick over *'grande'* (third item in list) and another tick over *'nerviosa'* (fourth item in list)) • *Ella es alta. Es delgada. Tiene el pelo moreno*. (3 verbs therefore each piece of information can score a separate communication mark) (vi) Only reward each piece of information once, e.g. *es fantástica* cannot score both as description and reason for liking; *es fantástica y sus clases son fantásticas* can both be rewarded as *fantástica(s)* describes different nouns; *ella me ayuda a hacer mis deberes* and *me ayuda todos los días* can both be rewarded as they each contain a different extra detail (*a hacer mis deberes* and *todos los días)*. (vii) Do not penalise factual errors. (viii) What the candidate writes may not follow the order of the tasks on the question paper – this is fine.	**15**

<table>
<tr><th>Question</th><th>Answer</th><th>Marks</th></tr>
<tr><td>2</td><td>Mi ciudad/pueblo y los medios de transporte
<table>
<tr><th>Tick</th><th>Accept</th></tr>
<tr><td>✓1</td><td>¿Cómo es la ciudad/el pueblo donde vives?

REWARD: any statement relating to what the candidate’s town/city is like</td></tr>
<tr><td>✓2</td><td>Para ir al colegio, ¿qué medios de transporte usas?

REWARD: any statement relating to the transport that the candidate uses to get to school</td></tr>
<tr><td>✓3</td><td>¿Cómo viajas cuando vas de vacaciones?

REWARD: any statement relating to how the candidate travels while on holiday</td></tr>
<tr><td>✓4</td><td>¿Te gustaría tener un coche? Explica por qué (no).

REWARD: any statement relating to whether or not the candidate would like to own a car
REWARD: any statement which provides an explanation</td></tr>
</table></td><td></td></tr>
</table>

<table>
<tr><th>Question</th><th>Answer</th><th>Marks</th></tr>
<tr><td>2</td><td>

2.2: Award a mark out of 5 for Language

Award a mark out of 5 for Language*, according to the Grade descriptors in the table below (see *Note on using mark schemes with Grade descriptors* (last page of mark scheme)).

Grade descriptors for Language (Question 2)

<table>
<tr><td>5</td><td>Straightforward vocabulary and structure.
The style of writing is basic, but reasonably coherent.
Use of a limited range of verbs, generally successful.
More accuracy than inaccuracy.</td></tr>
<tr><td>4</td><td>Basic vocabulary and structure.
Some awareness of verb usage, but inconsistent.
The writing is sufficiently accurate for meaning to be conveyed.</td></tr>
<tr><td>3</td><td>Very basic vocabulary and structure.
Little awareness of verb usage (e.g. infinitives regularly used instead of finite verbs).
Despite regular errors, the writing often conveys some meaning.</td></tr>
<tr><td>2</td><td>A few phrases or short sentences are accurate enough to be comprehensible. Very simple sentence structure.</td></tr>
<tr><td>1</td><td>Disjointed words or short phrases, one or two of them accurate enough to be comprehensible.</td></tr>
<tr><td>0</td><td>One or two disjointed words or short phrases may be recognisable.</td></tr>
</table>

*Consider the whole answer when awarding mark for language

Total for Communication: 10 marks
Total for Language: 5 marks
Total for Question 2: 15 marks

</td><td></td></tr>
</table>

© UCLES 2019

Question	Answer	Marks

Question 3

Candidates answer 1 question from a choice of 3. Read the whole answer and award marks as follows:

- **Communication: award a mark out of 10, according to the instructions in 3.1.**
- **Language: award a mark out of 8 for Verbs, according to the instructions in 3.2.**
  award a mark out of 12 for Other linguistic features, according to the instructions in 3.3.

For question-specific guidance, see later in this mark scheme.

3.1: Award a mark out of 10 for Communication

(i) There are 5 relevant communication points per question, each worth a maximum of 2 marks.

(ii) For each relevant communication point, use the appropriate numbered tick and place up to 2 of these ticks as close as possible to each relevant communication point (in the body of the answer).

2 ticks	Message clearly communicated. Minor errors (adjective endings, use of prepositions etc.) are tolerated.
1 tick	Communication of some meaning is achieved, but the message may be ambiguous or incomplete.
0 ticks	Nothing of worth communicated.

(iii) **Look for a verb (finite or infinitive) before awarding a mark for communication.** See Appendix II for rules on how to decide whether a verb is accurate enough to convey meaning.

(iv) Add up the ticks to give a mark out of 10 for Communication.

© UCLES 2019

Question	Answer	Marks

3.2: Award a mark out of 8 for accurate use of Verbs

When awarding ticks for Verbs, please refer back to the question in order to establish which tense is appropriate for the response. **For question-specific guidance, see later in this mark scheme.**

(i) Place a tick above the **first** occurrence of each correct verb, up to a maximum of 18 ticks (details of how to award ticks are provided below).
(ii) Place the tick so that it does not obscure the accent/tilde.
(iii) Convert the total number of ticks to a mark out of 8 using the Conversion table below.

Conversion table for accurate use of Verbs (Question 3)

Number of ticks	Mark
18+	8
16,17	7
14,15	6
12,13	5
10,11	4
8,9	3
6,7	2
4,5	1
0,1,2,3	0

© UCLES 2019

Question	Answer	Marks

How to award ticks for accurate use of Verbs (Question 3):

(a) Subject (noun or pronoun) + any finite verb

- **both subject and verb must be correct for the verb to score a tick**
- **verb must be in the appropriate tense to score a tick**
- **accents on verbs must be correct in order for a tick to be awarded**
- **do not tick verbs contained in the 'letter etiquette': appropriate beginnings and endings to letters are considered for reward under Other linguistic features.**

Tick	No tick	Note
Yo soy (✓)		
He hecho (✓)		
Los profesores son (✓) amables	Los professores son amables (*no tick*)	incorrect subject means tick cannot be awarded for verb

Use of gerund

Tick	No tick	Note
Estoy escribiendo (✓)		Continuous forms of *estar* and gerund are awarded 1 tick
Llevo (✓) dos años estudiando (✓)		Use of gerund other than in continuous form of verb using *estar* = 2 ticks

© UCLES 2019

Question	Answer	Marks

With direct and indirect object pronouns

Tick	No tick	Note
Juan lo vio (✓)		

Reflexive/passive

Tick	No tick	Note
Él se levanta (✓)	Él levantase (*no tick*)	
Ella se ha cortado (✓)		
La puerta estaba (✓) abierta		
Yo me lavo (✓) las manos	Yo me lavo (*no tick*) el coche	*lavar* should not be used reflexively in this statement

Impersonal verbs such as *gustar*, *quedar*, *faltar*, etc.

Tick	No tick	Note
Me gusta (✓) leer (✓)		
Me gusto *(no tick)* leer (✓)		
Me quedan (✓) diez euros		

Impersonal *se*

Tick	No tick	Note
Se puede (✓)		
Se habla español (✓)		

© UCLES 2019

Question	Answer	Marks

Impersonal

Hay (✓) patatas		
Es (✓) interesante		

With negative

Tick	**No tick**	**Note**
No comen (✓)		

Sequence of tenses

Tick	**No tick**	**Note**
Fui (✓) al cine y me gustó (✓) la película	Fui (✓) al cine y me gustaría *(no tick)* la película	If sequence is incorrect, **both** verbs cannot be rewarded

Single auxiliary with multiple past participles

Sing		
Tick	**No tick**	**Note**
Hemos cantado (✓) y bailado (✓)		Hemos cantado = tick 1; Hemos bailado = tick 2

© UCLES 2019

Question	Answer	Marks

Verb which requires preposition

Tick	No tick	Note
Ayudo (✓) a lavar (✓) el coche		
Ayudo (✓) lavar el coche		preposition is required for *lavar* to be awarded a tick
Ayudo (✓) con lavar el coche		incorrect use of *con* means that *lavar* cannot receive a tick

Verb which requires personal *a*

Tick	No tick	Note
Veo (✓) a mi amigo	Veo *(no tick)* mi amigo	personal *a* is required for *veo* to be awarded a tick

Correct verb within meaningless statement

Tick	No tick	Note
El camino es (✓) largo	El camino es (*no tick*) inteligente	Do not reward correct verb in a meaningless statement

(b) Imperative

Tick	No tick	Note
¡Ven! (✓)		
¡Oiga! (✓)		

© UCLES 2019

Question	Answer	Marks

(c) Interrogative

Tick	No tick	Note
¿Vienes? (✓) / Vienes. (✓)		question mark not required for mark to be awarded
(¿)Vas (✓) a venir(?) (✓)		
(¿)Cómo estás(?) (✓)		

(d) Infinitive

Tick	No tick	Note
Quiero (✓) salir (✓)		
No quiera (*no tick*) salir (✓)		
Quiero (✓) salire (*no tick*)		
Voy a (✓) estudiar (✓)		
Empecé a (✓) llorar (✓)		
Empecé *(no tick)* llorar (✓)		

(e) Participle (past or present)

Tick	No tick	Note
Terminado el programa (✓)		
Siendo estudiante (✓)		

© UCLES 2019

Question	Answer	Marks

(f) Reward only the first occurrence of a verb, e.g.

- Me gusta (✓) la natación. También me gusta (*no tick*) el tenis
- Me gusta (✓) la natación. No me gusta (*no tick*) el tenis

However,

- Yo prefiero (✓) la natación y mi hermano prefiere (✓) el tenis – 2 different persons of the verb
- Mi hermano prefiere (✓) la natación y mi hermana prefiere (*no tick*) el tenis – both third person usage
- Esta tarde mi amigo puede (✓) jugar (✓) al fútbol. En mi ciudad se puede *(no tick)* nadar (✓) – puede is in the third person singular in both sentences, so scores the first time but not the second time

3.3: Award a mark out of 12 for Other linguistic features

(i) Award a mark out of 12 for Other linguistic features, according to the Grade descriptors in the table below (please see Note on using mark schemes with Grade descriptors (Appendix I)).

(ii) Use the highlighter marking tool to highlight the first new use of any correct usage. Use the highlighter marking tool to underline a creditable attempt at a structure. This annotation is intended to help you arrive at an appropriate mark. Therefore, the kinds of things you highlight/underline will vary according to the quality of work, e.g. for a mark of 7/8 to be awarded the assumption is that 'spelling of common words, genders, adjectival agreements and basic prepositions are almost always correct' so annotation will focus on the degree of success with more complex language.

(iii) Consider the extent to which the following are used correctly and appropriately when assessing the candidate's control of structures:

- Subordinate clauses, including porque and que (relative pronouns). Indirect or reported speech (dijo que, creo que). Time clauses with cuando, mientras que etc. and si (= if)
- Object pronouns (me ha dicho; me lo dio) and 'strong' pronouns
- Conjunctions other than *y* and linking words (e.g. sin embargo, por lo tanto, por eso)
- Prepositions – Time, Place etc.
- Negatives
- Adverbs
- Use of por and para
- Adjectives, including possessives and demonstratives. Also comparatives and superlatives
- Expressions of quantity
- Appropriate use of *politesses* in the letter.

Question	Answer	Marks

Grade descriptors for Other linguistic features (Question 3)

11–12	• Uses a wide range of structures effectively; produces longer, fluent sentences with ease. • Highly accurate at this level, though not necessarily faultless. • Makes effective use of a wide range of vocabulary fully appropriate to the task.
9–10	• Attempts a range of structures with a good degree of success. • More complex language usually error-free^^. • Uses a variety of relevant vocabulary at this level.
7–8	• In control of simple structures. Varied success with more complex structures. • Accuracy is fairly consistent throughout*. Errors may occur when more ambitious language is attempted. • Has sufficient vocabulary to add some interest to the writing.
5–6	• Attempts more than basic structures. • On balance, the work is more accurate than inaccurate. • Straightforward vocabulary relevant to the task.
3–4	• Reliant on basic structures. • Some examples of correct language. Meaning usually conveyed. • Basic vocabulary.
1–2	• A few phrases or short sentences are accurate enough to be comprehensible. Very simple sentence structure.
0	• One or two disjointed words or short phrases may be recognisable.

^^subordinate clauses, linking words, object pronouns, comparative adjectives/adverbs, strong negatives usually error free.
*spelling of common words, genders, adjectival agreements and basic prepositions are almost always correct.

Total for Communication: 10 marks
Total for Verbs: 8 marks
Total for Other linguistic features: 12 marks
Total for Question 3: 30 marks

© UCLES 2019

<table>
<tr><th>Question</th><th>Answer</th><th>Marks</th></tr>
<tr><td>3(a)</td><td>

Tu visita a la casa de un miembro de tu familia. Escribe un e-mail a tu amigo/amiga sobre tu visita a la casa de un/a pariente.

3.1: Award a mark out of 10 for Communication – see generic guidance above

<table>
<tr><th>Tick</th><th>Accept</th><th>Mark</th></tr>
<tr><td>✓1</td><td>¿A quién visitaste y cuándo?
Description of who the candidate visited and when</td><td>2</td></tr>
<tr><td>✓2</td><td>¿Qué hiciste durante tu visita?
Description of what the candidate did during the visit</td><td>2</td></tr>
<tr><td>✓3</td><td>¿Cómo lo pasaste?
Candidate’s opinion of the visit</td><td>2</td></tr>
<tr><td>✓4</td><td>¿Quién es tu pariente favorito/a?
Mention of who the candidate’s favourite relative is</td><td>2</td></tr>
<tr><td>✓5</td><td>En tu opinión, ¿por qué es importante pasar tiempo con los miembros de la familia?
Explanation of why it is important to spend time with family members</td><td>2</td></tr>
</table>

</td><td>30</td></tr>
</table>

<table>
<tr><th>Question</th><th>Answer</th><th>Marks</th></tr>
<tr><td>3(a)</td><td>
<table>
<tr><th>Communication point</th><th>For Verbs, accept:</th></tr>
<tr><td>1</td><td>Preterite</td></tr>
<tr><td>2</td><td>Preterite/Imperfect</td></tr>
<tr><td>3</td><td>Present/Preterite</td></tr>
<tr><td>4</td><td>Present</td></tr>
<tr><td>5</td><td>Present</td></tr>
</table>
<u>3.2: Award a mark out of 8 for accurate use of Verbs – see generic guidance above</u>

<u>3.3: Award a mark out of 12 for Other linguistic features – see generic guidance above</u>
</td><td></td></tr>
</table>

<table>
<tr><th>Question</th><th>Answer</th><th>Marks</th></tr>
<tr><td>3(b)</td><td>

El 'Día del Deporte' en tu colegio. Escribe un artículo sobre este tema.
3.1: Award a mark out of 10 for Communication – see generic guidance above

<table>
<tr><th>Tick</th><th>Accept</th><th>Mark</th></tr>
<tr><td>✓1</td><td>¿Cuándo se celebró el 'Día de Deporte'?
Description of when the Sports Day took place</td><td>2</td></tr>
<tr><td>✓2</td><td>¿En qué deportes participaste?
Description of which sports the candidate participated in</td><td>2</td></tr>
<tr><td>✓3</td><td>Durante la semana, ¿con qué frecuencia practicas los deportes?
Description of how frequently the candidate takes part in sport</td><td>2</td></tr>
<tr><td>✓4</td><td>En tu opinión, ¿cuál es el mejor deporte?
Explanation of the candidate's opinion on which is the best sport</td><td>2</td></tr>
<tr><td>✓5</td><td>¿Deben los jóvenes practicar más deportes? Explica por qué (no).
Explanation of whether young people should do more sport and why</td><td>2</td></tr>
</table>

</td><td>**30**</td></tr>
</table>

<table>
<tr><th>Question</th><th>Answer</th><th>Marks</th></tr>
<tr><td>3(b)</td><td>
<table>
<tr><th>Communication point</th><th>For Verbs, accept:</th></tr>
<tr><td>1</td><td>Preterite</td></tr>
<tr><td>2</td><td>Preterite</td></tr>
<tr><td>3</td><td>Present</td></tr>
<tr><td>4</td><td>Present</td></tr>
<tr><td>5</td><td>Present/Conditional/Future</td></tr>
</table>
<u>3.2: Award a mark out of 8 for accurate use of Verbs – see generic guidance above</u>

<u>3.3: Award a mark out of 12 for Other linguistic features – see generic guidance above</u>
</td><td></td></tr>
</table>

<table>
<tr><th>Question</th><th>Answer</th><th>Marks</th></tr>
<tr><td>3(c)</td><td>

'Estaba en las montañas cuando vi un animal salvaje…' Continúa la historia.

3.1: Award a mark out of 10 for Communication – see generic guidance above

<table>
<tr><th>Tick</th><th>Accept</th><th>Mark</th></tr>
<tr><td>✓1</td><td>¿Qué estabas haciendo en las montañas?
Description of what the candidate was doing in the mountains</td><td>2</td></tr>
<tr><td>✓2</td><td>¿Qué hizo el animal cuando te vio?
Description of what the animal did when it saw the candidate</td><td>2</td></tr>
<tr><td>✓3</td><td>Cómo te sentiste en ese momento?
Description of how the candidate felt at that moment</td><td>2</td></tr>
<tr><td>✓4</td><td>Explica por qué.
Explanation of why the candidate felt like that</td><td>2</td></tr>
<tr><td>✓5</td><td>Cuenta lo que hiciste después.
Description of what the candidate did afterwards</td><td>2</td></tr>
</table>

</td><td>30</td></tr>
</table>

© UCLES 2019

<table>
<tr><th>Question</th><th>Answer</th><th>Marks</th></tr>
<tr><td>3(c)</td><td>
<table>
<tr><th>Communication point</th><th>For Verbs, accept:</th></tr>
<tr><td>1</td><td>Imperfect</td></tr>
<tr><td>2</td><td>Preterite</td></tr>
<tr><td>3</td><td>Preterite</td></tr>
<tr><td>4</td><td>Preterite/Present</td></tr>
<tr><td>5</td><td>Preterite</td></tr>
</table>
<u>3.2: Award a mark out of 8 for accurate use of Verbs – see generic guidance above</u>

<u>3.3: Award a mark out of 12 for Other linguistic features – see generic guidance above</u>
</td><td></td></tr>
</table>

Appendix I

Note on using mark schemes with Grade descriptors

It is important that you award marks positively. In order to ensure that you reward achievement rather than penalise failure or omissions, you should start at the bottom of the mark scheme and work upwards through the descriptors when awarding marks.

You should adopt a 'best fit' approach. You must select the set of descriptors provided in the mark scheme that most closely describes the quality of the work being marked. As you work upwards through the mark scheme, you will eventually arrive at a set of descriptors that fits the candidate's performance. When you reach this point, you should always then check the descriptors in the band above to confirm whether or not there is just enough evidence to award a mark in the higher band.

For example, when marking **Question 3** you may find that a candidate uses a variety of relevant vocabulary but has varied success with more complex structures. In such cases, you will need to award a mark that takes into account both the strengths and weaknesses of the piece of work.

To select the most appropriate mark within each set of descriptors, use the following guidance:

- If most of the descriptors fit the piece (and after you have considered the band above), award the top mark in the band.
- If there is just enough evidence (and you had perhaps been considering the band below), award the lowest mark in the band.

Note on irrelevant material in Question 3

In the case of an answer which is completely irrelevant to the chosen question (**3(a)** or **3(b)** or **3(c)**), a mark of 0 is given for Communication and for Language.

In cases where the chosen question was clearly attempted but communication of the set tasks was not achieved (e.g. due to inadequate language control), a score of 0 is given for Communication. Language marks (for Verbs and Other Linguistic Features) are based on any phrases that do communicate meaning.

Irrelevant material that has been included in an otherwise relevant answer does not score for Communication or for Verbs. Communication marks and Verb marks are awarded for the relevant parts of the answer only. The mark for Other Linguistic Features is based on the whole answer.

© UCLES 2019

Appendix II: Communication – Rules on how to decide whether a verb is accurate enough to convey meaning

Communication

- an attempt at a verb is required for any communication mark to be awarded
- for **QUESTION 2**, candidates score 1 or 0 marks for each piece of relevant information they communicate. For a sentence/phrase to be considered for the award of a mark for communication, the verb must meet or go beyond the criteria outlined in B
- for **QUESTION 3**, candidates score 2, 1 or 0 marks for communicating each task. For the criteria the verb must fulfil in order for a sentence/phrase to be considered for the award of 2 marks for communication, see A below. For the criteria the verb must fulfil for a sentence/phrase to be considered for the award of 1 mark for communication, see B below.
- where a verb fits the criteria for C, the mark for communication is 0
- although some allowances are made for faulty verbs when awarding COMMUNICATION marks (see below); in order for a verb to score a LANGUAGE tick, it must be correct
- 'ticks' for communication are to be placed just above the end of the qualifying sentence/phrase

A <u>QUESTION 3 ONLY</u>: Where <u>THE VERB IS APPROPRIATE IN THE MEANING IT CONVEYS AND THE TIME FRAME IS APPROPRIATE</u>, 2 communication marks are awarded in the following cases.

(i)	**For 2 communication marks: accept a Present where a Future context is apparent**	
	El año que viene voy a España = 2 for communication (but see also B (i) for further information)	(*voy* receives a tick for verb)
(ii)	**For 2 communication marks: accept the use of a Future when a Conditional would be correct and vice versa**	

© UCLES 2019

(iii)	**For 2 communication marks: accept a 'phonetic version' of the correct time frame**	
	He passado las vacaciones = 2 for communication *E pasado las vacaciones* = 2 for communication *Mi madre necessita mi ayuda* = 2 for communication *Nececito ir a la tienda* = 2 for communication *He apprendido mucho* = 2 for communication *Mi tía tienne un club* = 2 for communication *He organisado una fiesta* = 2 for communication *Boy a ir al centro* = 2 for communication	(*Empezó a juego* = 1 for communication – *juego* is not phonetic) *Yo quierro jugar al fútbol* = 0 for communication (doublé 'r' is not a phonetic rendering of single 'r') *Yo prefiero llavar los platos* = 0 for communication (double 'll' is not a phonetic rendering of single 'l')
(iv)	**For 2 communication marks: accept the use of any past tense when a past is required, even when a different past tense would be grammatically correct or appropriate**	
	Allow Perfect, Imperfect, Pluperfect or Preterite. Ignore inconsistency in the use of the Imperfect and Preterite if it occurs.	
(v)	**Errors of accent: award 2 communication marks (eg *estuve alli* = 2, *tambien fue* = 2, *es fantastico* = 2), <u>except</u> in the following cases**	
	For 2 communication marks, **insist** on the accent on verbs which require it	*Yo comi* = 1 for communication (as an attempted preterite tense) *Esperabamos* = 1 for communication (as an attempted imperfect tense)
	For 2 communication marks, tolerate a grave accent for an acute accent	*Yo comì* = 2 for communication

© UCLES 2019

(vi)	**In complex sentences, reward communication based on the verb in the subordinate clause and reward according to the normal rules (it is the information in the subordinate clause which fulfils the task)**	
	Mi amigo dijo que tenía dolor de cabeza = 2 for communication (in addition both verbs can receive a tick) *Mi amigo dice* (wrong tense) *que tenía dolor de cabeza* = 2 for communication (in addition second verb can receive a tick)	However, *Mi amigo dijo que tiene dolor de cabeza* = 1 for communication (see B (vii)) (in addition first verb can receive a tick) *Mi amigo dijo que él dolor de cabeza* = 0 for communication (no verb in subordinate clause) (first verb can receive a tick)
	Creía que estaba enfermo = 2 for communicataion (in addition both verbs receive a tick)	However: *Creía que llueve* = 1 for communication (see B (vii)) *Creía que tenía enfermo* = 0 for communication (see B (vii)) (In addition, in both cases, first verb can receive a tick)
(vii)	**Use of a verb in the indicative where a subjunctive would be expected: award 2 communication marks**	
	No creo que haya muchas personas allí = 2 for communication (plus both verbs receive a tick) *No creo que hay muchas personas allí* = 2 for communication (plus first verb receives a tick)	

© UCLES 2019

B <u>QUESTIONS 2 AND 3</u>: Where <u>THE VERB IS APPROPRIATE IN THE MEANING IT CONVEYS</u> but is flawed in the following ways, the message is partially conveyed, and 1 communication mark will be awarded.

(i)	**The candidate has produced a correct spelling of an <u>inappropriate</u> form/part/tense of an <u>appropriate</u> verb: award 1 communication mark**	
	He vender el libro = 1 for communication *La gente están contenta* = 1 for communication *Yo trabaje durante las vacaciones* = 1 for communication *Yo voy pasaré* = 1 for communication	No ticks are scored for these verbs
	Task: what do you want to eat for lunch? **Candidate writes:** *Quiero comeré la fruta* = 1 for communication	*Quiero* = tick for verb
	Task: what will you do next year? **Candidate writes:** *El año <u>pasado</u> voy a España* = 1 for communication *El año <u>pasado</u> voy a viajar en España* = 1 for communication *El año <u>que viene</u> yo iba a España* = 1 for communication *El año que viene me gusto jugar al tenis* = 1 for communication	…*voy a*… verb is not rewarded as there is no future context (eg *El año que viene*…) <u>and</u> there is discordance/confusion between the verb and the time indicator that the candidate has used *…voy a viajar…* scores 2 ticks for verbs (*voy a*, *viajar*) as the task requires a future and, despite the use of *pasado*, there is no doubt about the tense of the verb and the tense of the verb agrees with the tense that is required *…iba…* verb does not receive a tick *…me gusto…* verb does not receive a tick
	El año que viene yo vaya al centro = 1 for communication (*ir* is an appropriate verb, *vaya* is a form of the verb *ir* (subjunctive))	*El año que viene yo vaye al centro* = 0 for communication (*vaye* is not any part of the verb *ir*)

(ii)	**The candidate has produced a <u>phonetic</u> spelling of an <u>inappropriate</u> form/part/tense of an <u>appropriate</u> verb: award 1 communication mark**	
	Task: what did you enjoy doing on holiday? **Candidate writes:** *Me gustta el tenis* = 1 for communication (phonetic version of the incorrect tense (*me gusta*) of an appropriate verb)	*Me gutsa (el tenis) (gutsa* is not any form/part/tense (nor a phonetic version thereof) of the verb *gusta)*
	Task: what happened at school today? **Candidate writes:** *Apprendo mucho* = 1 for communication (phonetic version of an incorrect part/tense (*aprendo*) of an appropriate verb)	*Apriendo mucho* = 0 for communication (*apriendo* is not any form/part/tense (nor a phonetic version thereof) of the verb *aprender*)
(iii)	**Use of *ser* when *estar* would be correct and vice versa: award 1 communication mark**	
	Soy en acuerdo con el proyecto = 1 *Soy esperando tu carta* = 1 *Era con su hijo* = 1 *Mis hermanas son en la casa* = 1 *Estaba una experiencia maravillosa* = 1 *Estoy un buen estudiante* = 1 *Tu carta está interesante* = 1 *Estará una buena idea* = 1	
(iv)	**Mis-use of *haber, hacer*, *tener* and *ser/estar* in idiomatic phrases/simple descriptions: award 1 communication mark**	

© UCLES 2019

	Era/Estaba miedo = 1 *Era/Estaba sed* = 1 *Era/Estaba hambre* = 1 *Era/Estaba cinco años* = 1 *Estaba muy frío en mi casa* = 1 ¿Está playas cerca de tu ciudad? = 1	(no tick for verb) (no tick for verb) (no tick for verb) (no tick for verb) (no tick for verb) (no tick for verb) **However:** *Ella es el pelo negro* = 0 *Tenía cansado* = 0 *Tenía enfermo* = 0
(v)	**The following commonly seen inappropriate usages: award 1 communication mark**	
	Accept for 1 mark *Miré un accidente* for *Vi un accidente* *Yo gusta la música* for *Me gusta la música* *Escuché un ruido* for *Oí un ruido* *En Madrid hay calor* for *En Madrid hace calor*	**Refuse** *Tenía un tiempo muy bueno* for *Lo pasé bien* *He mirado para mi chaqueta* for *He buscado mi chaqueta*
(vi)	**The following commonly seen mis-usages: award 1 communication mark**	
	Me gusto mi casa *Me prefiero los gatos* *Me vivo en el centro* *Me llamo es (Ana)*	*Me llama es (Ana)* = 0 as nothing of worth is communicated *Me llama (Ana)* when the candidate is trying to give his/her own name = 0
(vii)	**In complex sentences, consider the verb in the subordinate clause when awarding the mark for communication and reward according to the normal rules** (see also A (vi))	
	Mi amigo dijo que tiene dolor de cabeza = 1 for communication	The subordinate clause, *tiene dolor de cabeza,* contains an appropriate verb in the wrong time frame which is awarded 1 communication mark (in addition, first verb receives a tick)
	Creía que llueve = 1 for communication	The subordinate clause, *que llueve,* contains an appropriate verb in the wrong time frame which is awarded 1 communication mark according to the usual rules) (in addition, first verb receives a tick)

© UCLES 2019

C <u>QUESTIONS 2 AND 3</u>: Award 0 communication marks in the following cases.

(i)	**No attempt at a (real) verb = 0 for communication**	
	yo pie al instituto = 0 for communication *yo caminata mi perro* = 0 for communication *llove* = 0 for communication *yo prefier ir al colegio* = 0 for communication	
(ii)	**The verb attempted delivers a message different from the desired one = 0 for communication**	
	mi padre tiene profesor for *mi padre es profesor* = 0 for communication *llora* for *llueve* = 0 for communication	
(iii)	**The attempt at the verb is not a part/form of an appropriate verb or a phonetic rendition thereof = 0 for communication**	
	El año que viene yo viajer en el centro = 0 for communication (*viajer* is not any part of the verb *viajar*) *Yo buscé mis gafas* = 0 for communication (*buscé* is not any part of the verb *buscar*) *Me gutsa (el tenis)* = 0 for Communication (*gutsa* is not any part of the verb *gustar*)	

© UCLES 2019

Cambridge Assessment International Education
Cambridge International General Certificate of Secondary Education

CANDIDATE NAME									
CENTRE NUMBER						CANDIDATE NUMBER				

0646769927

SPANISH **0530/11**

Paper 1 Listening **October/November 2019**

Approx. 45 minutes

Candidates answer on the Question Paper.

No Additional Materials are required.

READ THESE INSTRUCTIONS FIRST

Write your centre number, candidate number and name in the spaces at the top of this page.
Write in dark blue or black pen.
Do not use staples, paper clips, glue or correction fluid.
DO **NOT** WRITE IN ANY BARCODES.

Answer **all** questions.

The number of marks is given in brackets [ ] at the end of each question or part question.

This syllabus is regulated for use in England, Wales and Northern Ireland as a Cambridge International Level 1/Level 2 Certificate.

This document consists of **11** printed pages and **1** blank page.

© UCLES 2019

Need a home tutor? Visit smiletutor.sg

BLANK PAGE

Need a home tutor? Visit smiletutor.sg

© UCLES 2019

Sección 1

Ejercicio 1 Preguntas 1–8

En esta sección del examen vas a oír una serie de observaciones o diálogos cortos que podrías oír en países donde se habla español.

Para cada pregunta indica tu respuesta escribiendo una X en la casilla correcta.

Vas a oír cada observación o diálogo dos veces.

Estás en una playa en España.

1 Tu amiga dice:

¿Qué va a hacer tu amiga?

A	
B	
C	
D	

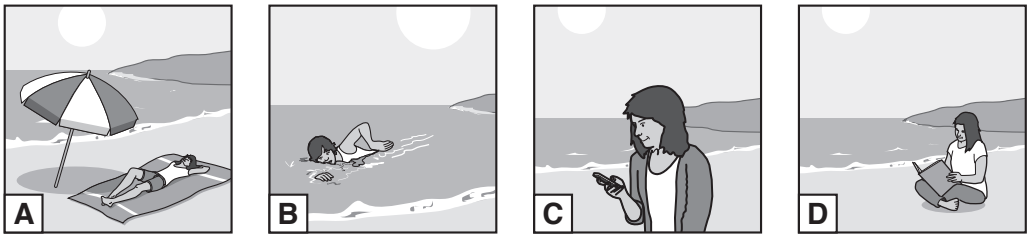

[1]

2 Tu amiga te pide algo:

¿Qué te pide tu amiga?

A	
B	
C	
D	

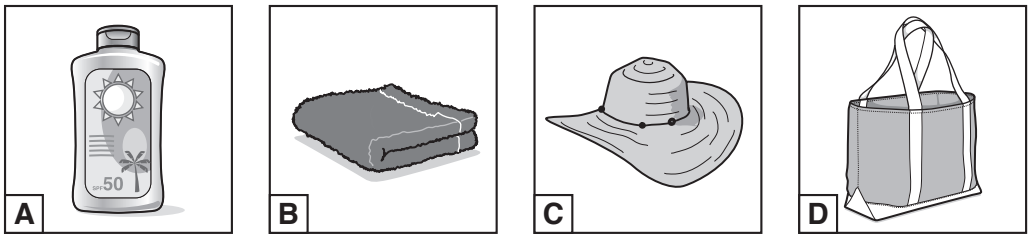

[1]

Need a home tutor? Visit smiletutor.sg

3 Tu amiga dice:

¿Cuál es Juan?

A	
B	
C	
D	

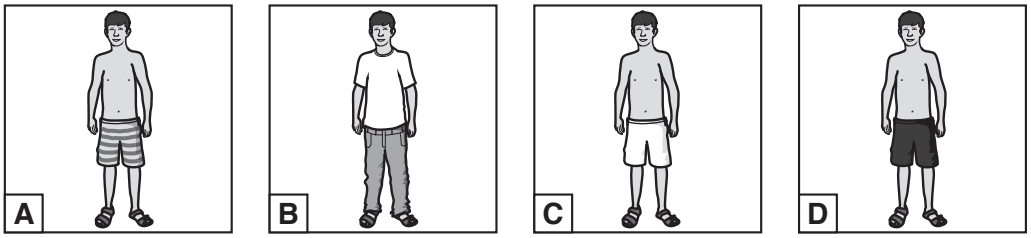

[1]

4 Juan dice:

¿Qué quiere hacer Juan?

A	
B	
C	
D	



[1]

5 Juan dice:

¿Qué te ofrece Juan?

A	
B	
C	
D	

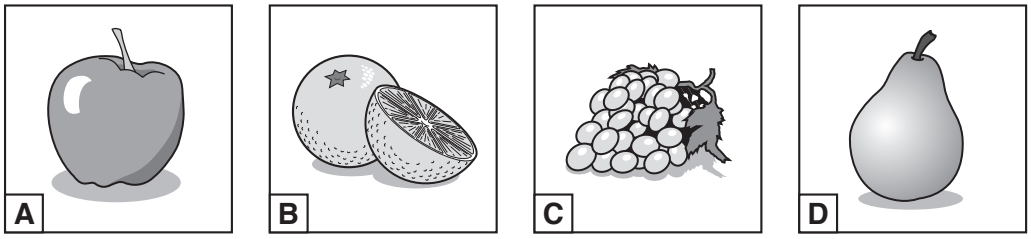

[1]

Need a home tutor? Visit smiletutor.sg

© UCLES 2019

6 Tu amiga dice:

¿Qué quiere tomar tu amiga?

A	
B	
C	
D	





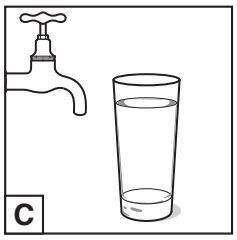

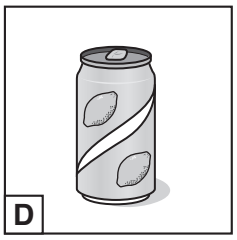

[1]

7 Tu amiga dice:

¿Cuánto dinero necesita tu amiga?

A	
B	
C	
D	









[1]

8 Juan dice:

¿Qué tiempo hace?

A	
B	
C	
D	

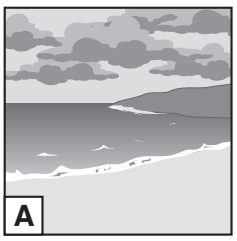

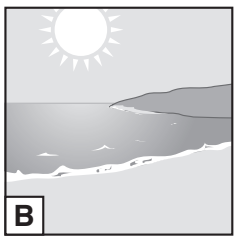

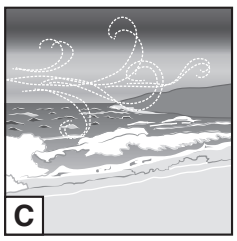



[1]

[Total: 8]

Need a home tutor? Visit smiletutor.sg

Ejercicio 2 Preguntas 9–15

Vas a oír un anuncio sobre una oferta de esquí.

Escúchalo con atención y completa la ficha **en español**. Habrá una pausa durante el anuncio.

Vas a oír el anuncio dos veces, pero antes tienes unos segundos para leer las preguntas.

Temporada de esquí

9 Este invierno hay mucha ..... . [1]

10 Es una oferta especial para: *(indica **1** respuesta)*


A

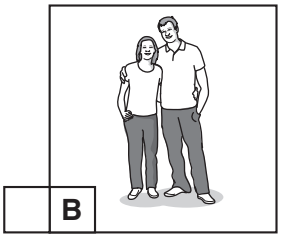
B


C

[1]

11 En el precio está incluido el alojamiento y: *(indica **1** respuesta)*

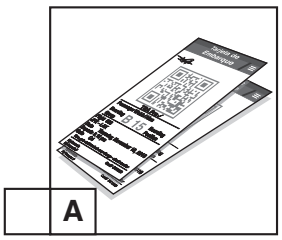
A


B

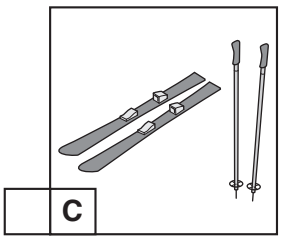
C

[1]

[PAUSA]

Need a home tutor? Visit smiletutor.sg

12 En las habitaciones hay: *(indica **1** respuesta)*

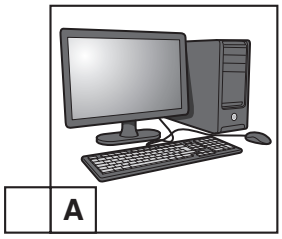
A

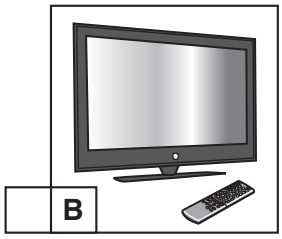
B

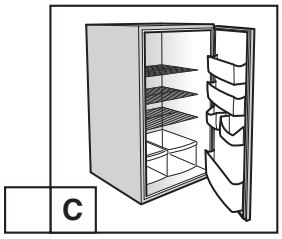
C

[1]

13 Se puede tomar el desayuno: *(indica **1** respuesta)*

A ☐ desde las 08:00 hasta las 10:00.

B ☐ desde las 09:00 hasta las 10:00.

C ☐ desde las 08:00 hasta las 11:00. [1]

14 ¿Cómo se llega a las pistas de esquí? *(indica **1** respuesta)*

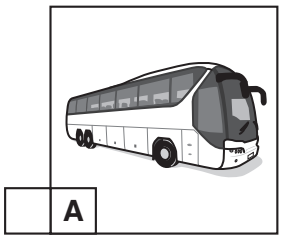
A

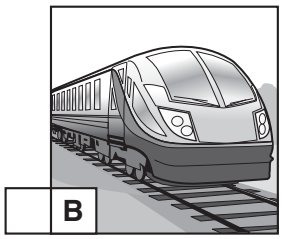
B


C

[1]

15 ¿Adónde se puede ir por la noche? *(indica **1** respuesta)*


A


B

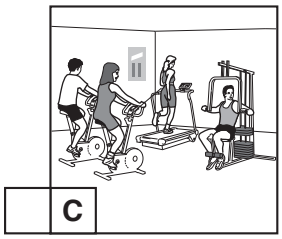
C

[1]

[Total: 7]

Need a home tutor? Visit smiletutor.sg

Sección 2

Ejercicio 1 Pregunta 16

Vas a oír la opinión de cuatro jóvenes sobre su casa. Escucha lo que dicen con atención y escribe una X en la casilla si la afirmación es **Verdad**.

Hay que marcar **solo 6** casillas (XXXXXX).

Vas a oír lo que dicen dos veces, pero antes tienes unos segundos para leer las afirmaciones.

Jaime	**VERDAD**
(a) El piso de Jaime está en la planta baja.	☐
(b) A Jaime le gusta sentarse en el balcón de su dormitorio.	☐
(c) Las hermanas de Jaime tienen el dormitorio más grande.	☐
Rosario	
(d) Rosario pasa tiempo en el jardín con su perro.	☐
(e) Rosario anda en bicicleta por el jardín.	☐
(f) El hermano de Rosario pasa mucho tiempo bajo los árboles.	☐
Manuel	
(g) En la casa de Manuel, el televisor está en el salón.	☐
(h) La mesa del comedor de Manuel es pequeña.	☐
(i) Manuel hace los deberes antes de cenar.	☐
Carmen	
(j) Carmen querría vivir cerca del colegio.	☐
(k) Carmen ve a sus amigas en un parque.	☐
(l) La habitación más cerca de la calle es el dormitorio.	☐

[Total: 6]

Need a home tutor? Visit smiletutor.sg

© UCLES 2019

Ejercicio 2 Preguntas 17–25

Vas a oír una entrevista con Jorge, que cuenta sobre un proyecto que trató de organizar. Escúchala con atención y contesta a las preguntas. Habrá una pausa durante la entrevista.

Primera parte: Preguntas 17 a 21. En cada frase hay algo que no corresponde a lo que se dice en la entrevista. Escucha la entrevista y escribe la palabra correcta **en español**.

Vas a oír la primera parte de la entrevista dos veces, pero antes tienes unos segundos para leer las preguntas 17 a 21.

17 Un documental en ***~~televisión~~*** contaba que mucha gente está sola. ..... [1]

18 El problema es peor en ciudades ***~~antiguas~~***. ..... [1]

19 Jorge organizó una reunión con cuatro ***~~primos~~***. ..... [1]

20 Jorge invitó a la gente a reunirse en una ***~~biblioteca~~***. ..... [1]

21 El día de la reunión fue ***~~tranquilo~~***. ..... [1]

[PAUSA]

Segunda parte: Preguntas 22 a 25. Vas a oír la segunda parte de la entrevista dos veces. Escúchala y contesta a las preguntas **en español**. Tienes unos segundos para leer las preguntas.

22 Aparte de los que la organizaron, ¿quién fue a la reunión?

..... [1]

23 Según Jorge, ¿cómo fue organizar el proyecto?

..... [1]

24 ¿Qué buscaban en una iglesia cercana?

..... [1]

25 ¿Qué aprendió Jorge con esta experiencia?

..... [1]

[Total: 9]

Need a home tutor? Visit smiletutor.sg

Sección 3

Ejercicio 1 Preguntas 26–31

Vas a oír una entrevista en la radio con Francisca, que cuenta cómo es su vida de bailarina.

Escúchala con atención y contesta a las preguntas escribiendo una X en la casilla correcta.

Habrá una pausa durante la entrevista.

Vas a oír la entrevista dos veces, pero antes tienes unos segundos para leer las preguntas.

26 Francisca empezó a tomar clase de baile gracias a…

A		su madre.
B		una tía.
C		una vecina.
D		su padre. [1]

27 En la clase de baile Francisca…

A		era la más pequeña.
B		era la mejor.
C		seguía el ejemplo de otras chicas.
D		prestaba poca atención. [1]

28 Francisca tenía que hacer los deberes…

A		en el tren.
B		en el colegio.
C		con su madre.
D		con su abuela. [1]

[PAUSA]

Need a home tutor? Visit smiletutor.sg

© UCLES 2019

29 ¿Cuándo va Francisca a clases de arte?

A	☐	todos los días
B	☐	cuando tiene tiempo
C	☐	una vez por semana
D	☐	nunca [1]

30 Según Francisca, ¿cómo es la dieta de una bailarina?

A	☐	Tiene mucha carne.
B	☐	Es vegetariana.
C	☐	Nunca tiene dulces.
D	☐	Es como la de cualquier chica sana. [1]

31 ¿Qué quiere hacer Francisca en el futuro?

A	☐	enseñar baile
B	☐	conocer otros países
C	☐	cambiar de pareja
D	☐	dejar el baile [1]

[Total: 6]

Need a home tutor? Visit smiletutor.sg

Ejercicio 2 Preguntas 32–40

Vas a oír una entrevista con Roberto, que cuenta un viaje que hizo por Guatemala.

Escúchala con atención y contesta a las preguntas **en español**.

Habrá dos pausas durante la entrevista.

Vas a oír la entrevista dos veces, pero antes tienes unos segundos para leer las preguntas.

32 ¿Cuándo decidió Roberto hacer el viaje?

..... [1]

33 ¿Por qué Roberto tuvo problemas con Luis?

..... [1]

34 Según Roberto, ¿cómo iba a ser el transporte público de la gente local?

..... [1]

[PAUSA]

35 ¿Qué hicieron en el tren Roberto y Luis?

..... [1]

36 ¿Cómo se sintió Roberto con lo que le dijo Luis?

..... [1]

37 ¿Qué pensó Roberto después de caminar dos horas por la selva tropical?

..... [1]

[PAUSA]

38 ¿Cuál fue la sorpresa que tuvieron en el pueblo Roberto y Luis?

..... [1]

39 ¿Por qué a Roberto y Luis les gustó tanto lo que vieron en el pueblo?

..... [1]

40 ¿Cómo terminaron el viaje Roberto y Luis?

..... [1]

[Total: 9]

Permission to reproduce items where third-party owned material protected by copyright is included has been sought and cleared where possible. Every reasonable effort has been made by the publisher (UCLES) to trace copyright holders, but if any items requiring clearance have unwittingly been included, the publisher will be pleased to make amends at the earliest possible opportunity.

To avoid the issue of disclosure of answer-related information to candidates, all copyright acknowledgements are reproduced online in the Cambridge Assessment International Education Copyright Acknowledgements Booklet. This is produced for each series of examinations and is freely available to download at www.cambridgeinternational.org after the live examination series.

Cambridge Assessment International Education is part of the Cambridge Assessment Group. Cambridge Assessment is the brand name of the University of Cambridge Local Examinations Syndicate (UCLES), which itself is a department of the University of Cambridge.

Need a home tutor? Visit smiletutor.sg

Cambridge Assessment International Education
Cambridge International General Certificate of Secondary Education

CANDIDATE NAME									
CENTRE NUMBER						CANDIDATE NUMBER				

9398650513

SPANISH **0530/12**

Paper 1 Listening **October/November 2019**

Approx. 45 minutes

Candidates answer on the Question Paper.

No Additional Materials are required.

READ THESE INSTRUCTIONS FIRST

Write your centre number, candidate number and name in the spaces at the top of this page.
Write in dark blue or black pen.
Do not use staples, paper clips, glue or correction fluid.
DO **NOT** WRITE IN ANY BARCODES.

Answer **all** questions.

The number of marks is given in brackets [ ] at the end of each question or part question.

This syllabus is regulated for use in England, Wales and Northern Ireland as a Cambridge International Level 1/Level 2 Certificate.

This document consists of **11** printed pages and **1** blank page.

DC (ST/CT) 169062/2
© UCLES 2019

Cambridge Assessment International Education

[Turn over

Need a home tutor? Visit smiletutor.sg

BLANK PAGE

Need a home tutor? Visit smiletutor.sg

© UCLES 2019

Sección 1

Ejercicio 1 Preguntas 1–8

En esta sección del examen vas a oír una serie de observaciones o diálogos cortos que podrías oír en países donde se habla español.

Para cada pregunta indica tu respuesta escribiendo una X en la casilla correcta.

Vas a oír cada observación o diálogo dos veces.

Estás en España en la casa de tu amiga española.

1 Tu amiga habla del plan para esta tarde:

¿Cuántos años cumple su abuela?

A	
B	
C	
D	

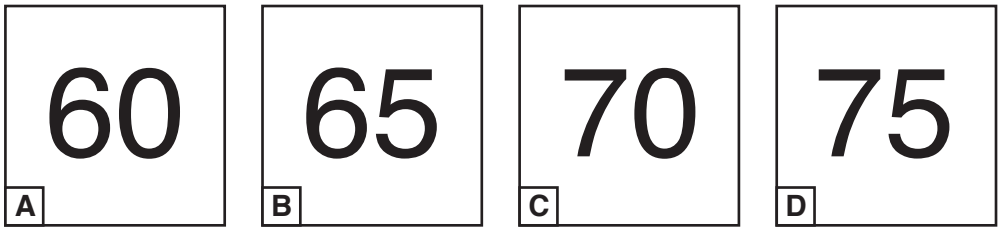

[1]

2 Tu amiga te dice:

¿A qué hora vais a la fiesta?

A	
B	
C	
D	

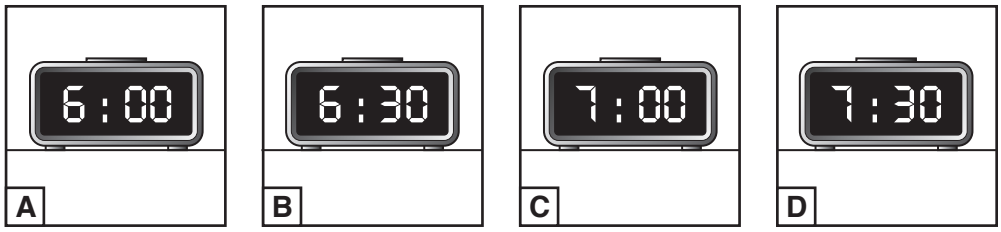

[1]

Need a home tutor? Visit smiletutor.sg

3 Le preguntas a tu amiga cómo vais a ir. Tu amiga responde:

¿Cómo vais a ir a la fiesta?

A	
B	
C	
D	



[1]

4 Luego tu amiga dice:

¿Qué va a llevar tu amiga?

A	
B	
C	
D	

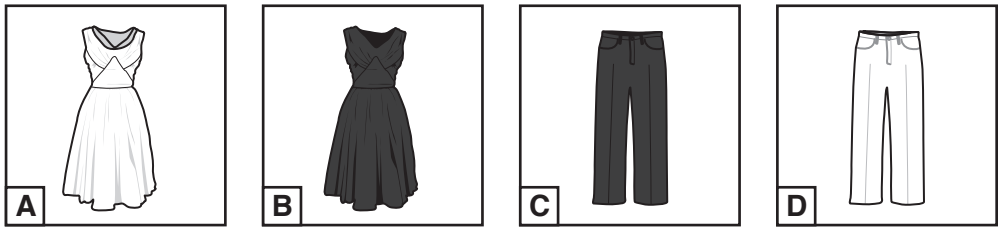

[1]

5 Tu amiga dice:

¿Qué le va a regalar a su abuela?

A	
B	
C	
D	

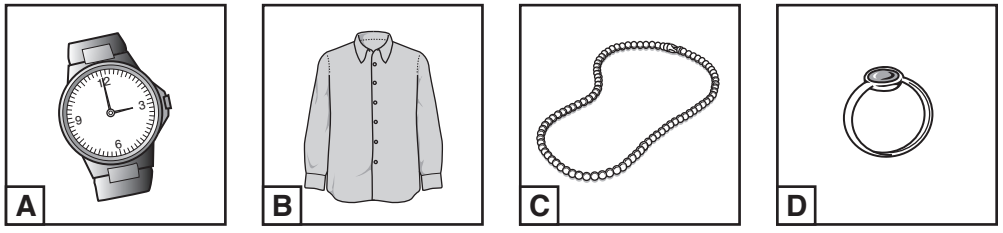

[1]

Need a home tutor? Visit smiletutor.sg

© UCLES 2019

6 Estás ahora en la fiesta. Tu amiga dice:

¿Cómo es Ana?

A	
B	
C	
D	



[1]

7 Luego tu amiga dice:

¿En qué trabaja Ana?

A	
B	
C	
D	

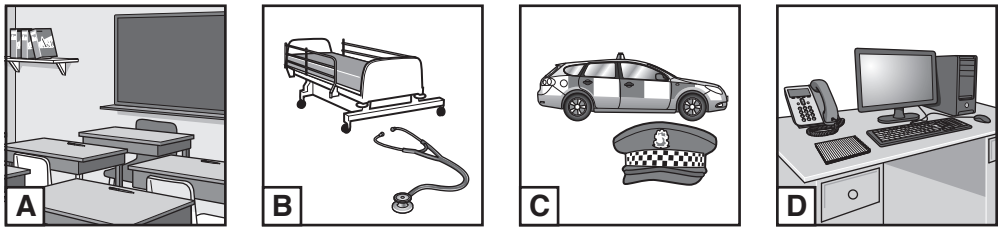

[1]

8 Tu amiga habla de los pasatiempos de Ana:

¿Qué le gusta hacer a Ana?

A	
B	
C	
D	

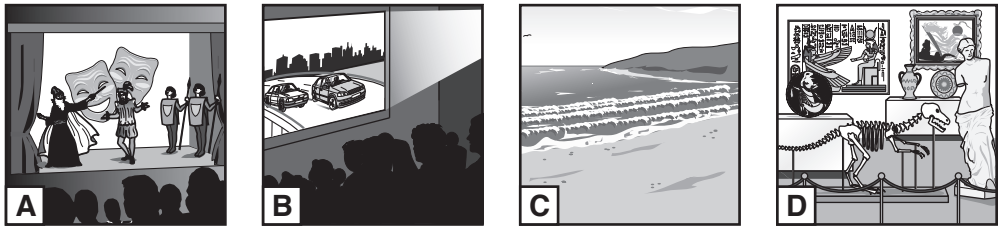

[1]

[Total: 8]

Need a home tutor? Visit smiletutor.sg

Ejercicio 2 Preguntas 9–15

Vas a oír un anuncio sobre un campamento de estudio.

Escúchalo con atención y completa la ficha **en español**. Habrá una pausa durante el anuncio.

Vas a oír el anuncio dos veces, pero antes tienes unos segundos para leer las preguntas.

Campamento de estudio

9 El centro donde tiene lugar el campamento está al lado de: *(indica **1** respuesta)*

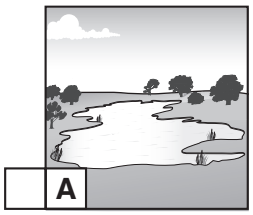
A


B


C

[1]

10 El campamento de estudio dura: *(indica **1** respuesta)*

A ☐ una semana.

B ☐ nueve días.

C ☐ un mes.

[1]

11 Por la mañana hay clases de: *(indica **1** respuesta)*


A


B


C

[1]

12 La comida que se recomienda es: *(indica **1** respuesta)*


A

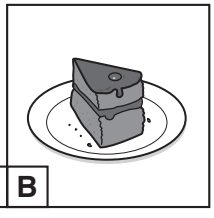
B

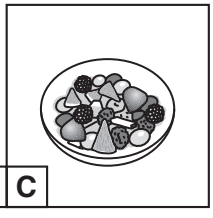
C

[1]

[PAUSA]

Need a home tutor? Visit smiletutor.sg

13 ¿Qué lengua se puede estudiar? ..... [1]

14 En el campo se puede jugar al: *(indica **1** respuesta)*


A


B


C

[1]

15 En la playa se sugiere: *(indica **1** respuesta)*

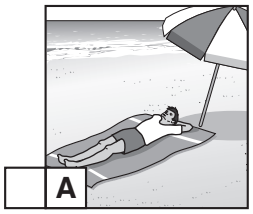
A


B


C

[1]

[Total: 7]

Need a home tutor? Visit smiletutor.sg

© UCLES 2019

[Turn over

Sección 2

Ejercicio 1 Pregunta 16

Vas a oír la opinión de cuatro jóvenes sobre sus experiencias de trabajo. Escucha lo que dicen con atención y escribe una X en la casilla si la afirmación es **Verdad**.

Hay que marcar **solo 6** casillas (XXXXXX).

Vas a oír lo que dicen dos veces, pero antes tienes unos segundos para leer las afirmaciones.

Teresa	**VERDAD**
(a) Teresa trabaja en un hospital cerca de su instituto.	☐
(b) Teresa piensa que ser médico es una profesión esencial.	☐
(c) Teresa quiere ayudar a la gente pobre.	☐
Ricardo	
(d) El colegio de Ricardo organiza experiencias de trabajo.	☐
(e) Ricardo come en el comedor todos los días.	☐
(f) Ricardo prefiere trabajar solo.	☐
Emilia	
(g) A Emilia le gustaría vivir sola.	☐
(h) Para Emilia fue difícil elegir la experiencia de trabajo.	☐
(i) Emilia tiene poca paciencia con los niños.	☐
Juan	
(j) Juan trabaja en la cafetería de su vecina.	☐
(k) Juan trabaja muchas horas al día.	☐
(l) Juan habla en otros idiomas con algunos clientes.	☐

[Total: 6]

Need a home tutor? Visit smiletutor.sg

© UCLES 2019

Ejercicio 2 Preguntas 17–25

Vas a oír una entrevista con Pablo, que cuenta de su trabajo en su restaurante. Escúchala con atención y contesta a las preguntas. Habrá una pausa durante la entrevista.

Primera parte: Preguntas 17 a 21. En cada frase hay algo que no corresponde a lo que se dice en la entrevista. Escucha la entrevista y escribe la palabra correcta **en español**.

Vas a oír la primera parte de la entrevista dos veces, pero antes tienes unos segundos para leer las preguntas 17 a 21.

17 Pablo se levanta muy ~~***tarde***~~. ..... [1]

18 Pablo va al mercado en ~~***bicicleta***~~. ..... [1]

19 El restaurante sirve muchos desayunos los ~~***sábados***~~. ..... [1]

20 Pablo tiene que ~~***escribir***~~ órdenes a los camareros. ..... [1]

21 A Pablo le encanta preparar platos ~~***típicos***~~. ..... [1]

[PAUSA]

Segunda parte: Preguntas 22 a 25. Vas a oír la segunda parte de la entrevista dos veces. Escúchala y contesta a las preguntas **en español**. Tienes unos segundos para leer las preguntas.

22 ¿Qué quiere saber Pablo de los clientes?

..... [1]

23 ¿A qué hora come Pablo?

..... [1]

24 ¿Cómo ayuda Pablo a su mujer?

..... [1]

25 ¿Qué le gusta hacer a Pablo antes de dormir?

..... [1]

[Total: 9]

Need a home tutor? Visit smiletutor.sg

Sección 3

Ejercicio 1 Preguntas 26–31

Vas a oír una entrevista con Gustavo, que habla de su vida como músico.

Escúchala con atención y contesta a las preguntas escribiendo una X en la casilla correcta.

Habrá una pausa durante la entrevista.

Vas a oír la entrevista dos veces, pero antes tienes unos segundos para leer las preguntas.

26 ¿Dónde nació Gustavo?

A		en Estados Unidos
B		en Colombia
C		en Francia
D		en Alemania [1]

27 ¿Qué hacía Gustavo de niño?

A		Tocaba la trompeta.
B		Recibía clases de música de su madre.
C		Era miembro de un coro.
D		Escuchaba cantar a su abuela. [1]

28 Cuando Gustavo era niño, el director de la orquesta en su barrio…

A		empezó un proyecto de música.
B		tenía 70 años.
C		tocaba el violín.
D		tenía dos hijos. [1]

[PAUSA]

Need a home tutor? Visit smiletutor.sg

29 La orquesta del barrio…

A		es solo para los chicos más jóvenes.
B		se reúne en un edificio bonito.
C		da un montón de oportunidades.
D		tiene pocos miembros. [1]

30 Los miembros de la orquesta de Gustavo…

A		son todos miembros de su familia.
B		sienten mucho amor por la música.
C		reciben instrumentos de regalo.
D		quieren viajar por el mundo. [1]

31 ¿Qué planes tiene Gustavo para el futuro?

A		Va a visitar Los Ángeles con su hijo.
B		Va a dar conciertos con su hijo.
C		Va a tratar de ganar más dinero.
D		Va a hacer la música para una película. [1]

[Total: 6]

Need a home tutor? Visit smiletutor.sg

Ejercicio 2 Preguntas 32–40

Vas a oír una entrevista con Pilar, que habla de su pueblo en Ecuador.

Escúchala con atención y contesta a las preguntas **en español**.

Habrá dos pausas durante la entrevista.

Vas a oír la entrevista dos veces, pero antes tienes unos segundos para leer las preguntas.

32 ¿En qué parte de Ecuador se encuentra el pueblo de Pilar?

..... [1]

33 ¿Por qué se lo describe como “el pueblo de la vida larga”?

..... [1]

34 Según Pilar, ¿por qué hay menos enfermedades en su pueblo?

..... [1]

[PAUSA]

35 ¿Qué **no** se necesita en las casas?

..... [1]

36 ¿Cuál es la ventaja de tanta lluvia?

..... [1]

37 ¿Qué hacen con el agua del pueblo?

..... [1]

[PAUSA]

38 ¿Cómo se describen los edificios?

..... [1]

39 ¿Por qué a la gente le encantan las joyas hechas a mano?

..... [1]

40 Aparte de aprovechar la naturaleza, ¿para qué vienen turistas al pueblo?

..... [1]

[Total: 9]

Permission to reproduce items where third-party owned material protected by copyright is included has been sought and cleared where possible. Every reasonable effort has been made by the publisher (UCLES) to trace copyright holders, but if any items requiring clearance have unwittingly been included, the publisher will be pleased to make amends at the earliest possible opportunity.

To avoid the issue of disclosure of answer-related information to candidates, all copyright acknowledgements are reproduced online in the Cambridge Assessment International Education Copyright Acknowledgements Booklet. This is produced for each series of examinations and is freely available to download at www.cambridgeinternational.org after the live examination series.

Cambridge Assessment International Education is part of the Cambridge Assessment Group. Cambridge Assessment is the brand name of the University of Cambridge Local Examinations Syndicate (UCLES), which itself is a department of the University of Cambridge.

Need a home tutor? Visit smiletutor.sg

Cambridge IGCSE

Cambridge Assessment International Education
Cambridge International General Certificate of Secondary Education

CANDIDATE NAME

CENTRE NUMBER | | | | | |

CANDIDATE NUMBER | | | | |

8307871567

SPANISH **0530/13**

Paper 1 Listening **October/November 2019**

Approx. 45 minutes

Candidates answer on the Question Paper.

No Additional Materials are required.

READ THESE INSTRUCTIONS FIRST

Write your centre number, candidate number and name in the spaces at the top of this page.
Write in dark blue or black pen.
Do not use staples, paper clips, glue or correction fluid.
DO **NOT** WRITE IN ANY BARCODES.

Answer **all** questions.

The number of marks is given in brackets [ ] at the end of each question or part question.

This syllabus is regulated for use in England, Wales and Northern Ireland as a Cambridge International Level 1/Level 2 Certificate.

This document consists of **11** printed pages and **1** blank page.

DC (ST/CT) 169061/2
© UCLES 2019

Cambridge Assessment International Education

[Turn over

Need a home tutor? Visit smiletutor.sg

BLANK PAGE

Need a home tutor? Visit smiletutor.sg

© UCLES 2019

Sección 1

Ejercicio 1 Preguntas 1–8

En esta sección del examen vas a oír una serie de observaciones o diálogos cortos que podrías oír en países donde se habla español.

Para cada pregunta indica tu respuesta escribiendo una X en la casilla correcta.

Vas a oír cada observación o diálogo dos veces.

Estás en el aeropuerto con tu amiga española.

1 La azafata te dice:

¿Qué tienes que mostrar a la azafata?

A	
B	
C	
D	





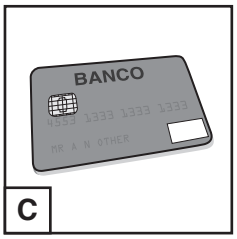

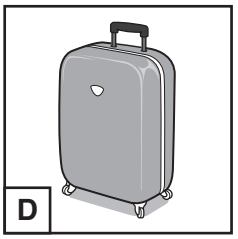

[1]

2 La azafata te dice:

¿En qué piso está tu puerta de embarque?

A	
B	
C	
D	

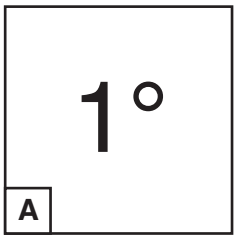

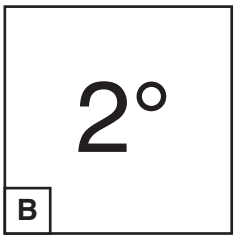

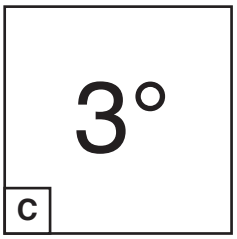

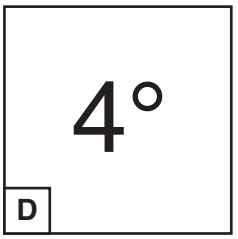

[1]

Need a home tutor? Visit smiletutor.sg

3 El agente de policía te dice:

¿Qué te tienes que quitar?

A	
B	
C	
D	

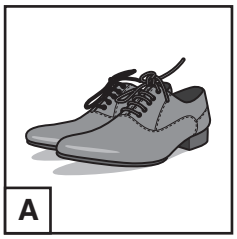

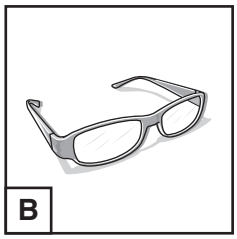

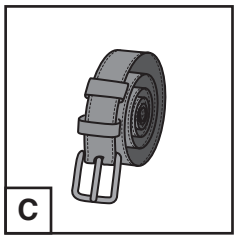



[1]

4 El agente de policía te dice:

¿Qué **no** puedes llevar al avión?

A	
B	
C	
D	

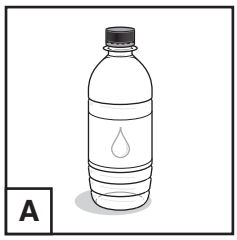

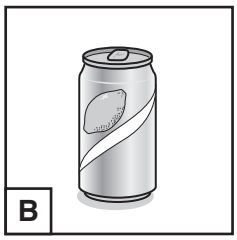



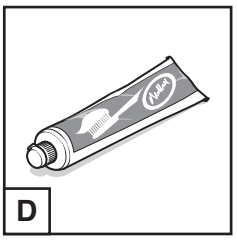

[1]

5 Tu amiga te dice:

¿Qué quiere comprar tu amiga?

A	
B	
C	
D	

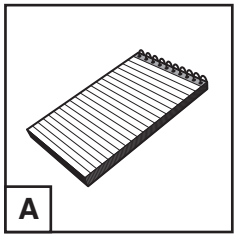

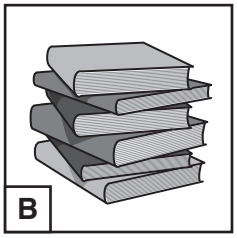

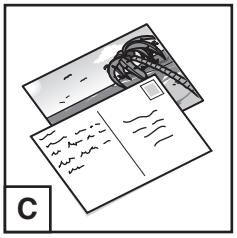



[1]

Need a home tutor? Visit smiletutor.sg

6 Tu amiga te dice:

¿A qué hora sale tu vuelo?

A	
B	
C	
D	

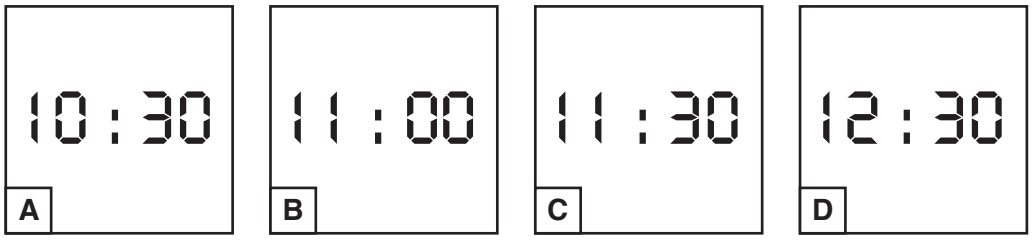

[1]

7 En el avión, tu amiga te dice:

¿Qué se ve desde la ventana?

A	
B	
C	
D	

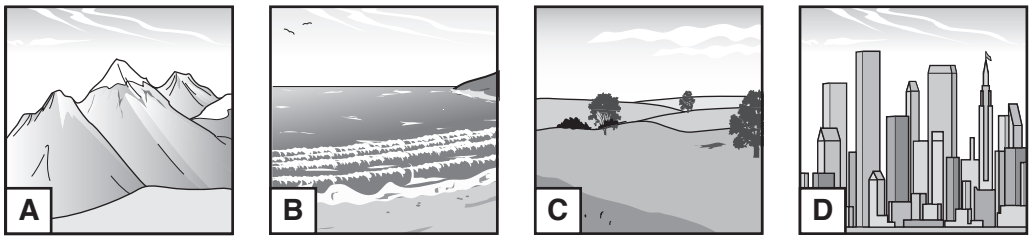

[1]

8 En el avión tu amiga te dice:

¿Qué quiere pedir tu amiga?

A	
B	
C	
D	

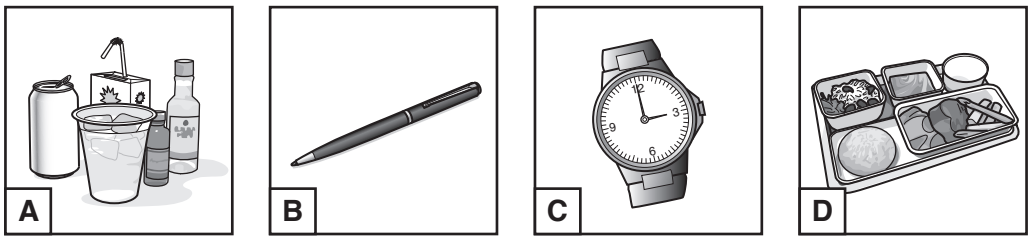

[1]

[Total: 8]

Need a home tutor? Visit smiletutor.sg

Ejercicio 2 Preguntas 9–15

Vas a oír información sobre las fiestas de San Genaro.

Escúchala con atención y completa la ficha **en español**. Habrá una pausa durante la información.

Vas a oír la información dos veces, pero antes tienes unos segundos para leer las preguntas.

Las fiestas de San Genaro

9 Las fiestas de San Genaro se celebran en el mes de ..... . [1]

10 Durante estas fiestas hay más de ..... conciertos y actividades. [1]

11 Al lado de la iglesia de San Genaro hay: *(indica **1** respuesta)*

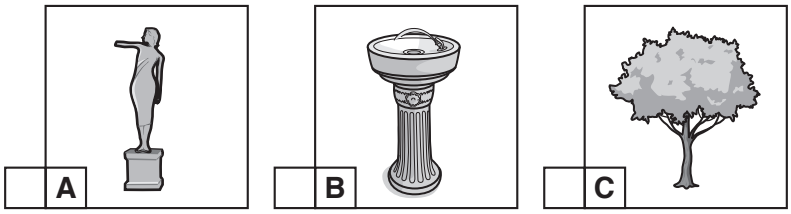

[1]

12 Actividad que se hace en el parque: *(indica **1** respuesta)*



[1]

[PAUSA]

Need a home tutor? Visit smiletutor.sg

13 Los habitantes del pueblo toman platos como: *(indica **1** respuesta)*


A

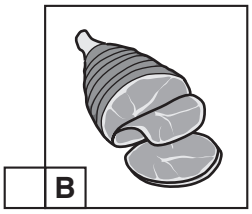
B

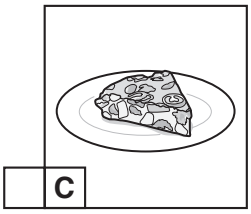
C

[1]

14 Para los más pequeños hay: *(indica **1** respuesta)*


A

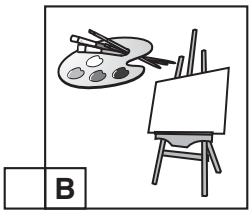
B

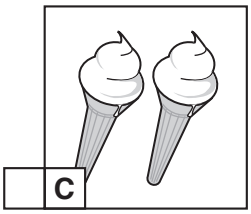
C

[1]

15 En el polideportivo se puede practicar deportes de: *(indica **1** respuesta)*

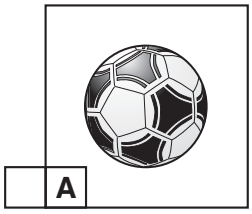
A

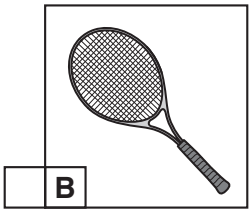
B

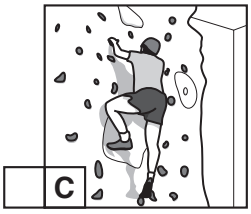
C

[1]

[Total: 7]

Need a home tutor? Visit smiletutor.sg

Sección 2

Ejercicio 1 Pregunta 16

Vas a oír la opinión de cuatro jóvenes sobre lo que comen. Escucha lo que dicen con atención y escribe una X en la casilla si la afirmación es **Verdad**.

Hay que marcar **solo 6** casillas (XXXXXX).

Vas a oír lo que dicen dos veces, pero antes tienes unos segundos para leer las afirmaciones.

Camila	**VERDAD**
(a) En casa de Camila comen todos juntos.	☐
(b) La madre de Camila prepara platos tradicionales.	☐
(c) Camila es muy trabajadora.	☐
Nicolás	
(d) Nicolás aprendió a cocinar con sus tíos.	☐
(e) Nicolás cocina con su novia.	☐
(f) Nicolás cocina cosas frescas en invierno.	☐
Estefanía	
(g) En casa de Estefanía siempre comen lo mismo.	☐
(h) Estefanía odia cocinar.	☐
(i) Estefanía come en el colegio durante la semana.	☐
Juan	
(j) El doctor está contento con la dieta de Juan.	☐
(k) Juan usa la computadora raramente.	☐
(l) Juan tiene poco dinero para poder comprar comida sana.	☐

[Total: 6]

Need a home tutor? Visit smiletutor.sg

© UCLES 2019

Ejercicio 2 Preguntas 17–25

Vas a oír una entrevista con Luis, que cuenta su experiencia como estudiante de intercambio. Escúchala con atención y contesta a las preguntas. Habrá una pausa durante la entrevista.

Primera parte: Preguntas 17 a 21. En cada frase hay algo que no corresponde a lo que se dice en la entrevista. Escucha la entrevista y escribe la palabra correcta **en español**.

Vas a oír la primera parte de la entrevista dos veces, pero antes tienes unos segundos para leer las preguntas 17 a 21.

17 El método de selección es ***~~fácil~~***. ..... [1]

18 Para Luis lo ***~~interesante~~*** fue la entrevista. ..... [1]

19 Para conseguir el intercambio vale la pena el ***~~estudio~~***. ..... [1]

20 Durante un año Luis iba a ***~~acompañar~~*** a su familia. ..... [1]

21 Luis no sabía cuánto dinero iba a ***~~necesitar~~***. ..... [1]

[PAUSA]

Segunda parte: Preguntas 22 a 25. Vas a oír la segunda parte de la entrevista dos veces. Escúchala y contesta a las preguntas **en español**. Tienes unos segundos para leer las preguntas.

22 ¿Cómo es la universidad de Luis?

..... [1]

23 Según Luis, ¿qué es una de las mejores cosas del intercambio?

..... [1]

24 ¿Qué sabe Luis gracias a sus amigos extranjeros?

..... [1]

25 ¿Adónde le gustaría volver a Luis?

..... [1]

[Total: 9]

Need a home tutor? Visit smiletutor.sg

Sección 3

Ejercicio 1 Preguntas 26–31

Vas a oír una entrevista con Manuela, directora de un proyecto de ayuda medioambiental en Málaga.

Escúchala con atención y contesta a las preguntas escribiendo una X en la casilla correcta.

Habrá una pausa durante la entrevista.

Vas a oír la entrevista dos veces, pero antes tienes unos segundos para leer las preguntas.

26 El proyecto de Manuela…

A		ya tiene 10 voluntarios.
B		traerá voluntarios de otras regiones.
C		es el primero que se hace en este parque natural.
D		ha recibido poco apoyo. [1]

27 A Manuela la eligieron directora del proyecto porque…

A		mostró mucha emoción desde el principio.
B		conocía a voluntarios que querían participar.
C		empezó a trabajar hace poco en el parque.
D		tiene un nivel alto de educación. [1]

28 Para participar como voluntario en el proyecto…

A		no importa la edad.
B		hay que dedicar mucho tiempo.
C		hay que hacer una salida por mes.
D		hay que ir a la oficina de Manuela. [1]

[PAUSA]

Need a home tutor? Visit smiletutor.sg

29 Manuela dice que los voluntarios de este proyecto…

A		limpiarán los senderos del parque.
B		comprarán un paquete de información.
C		tendrán que traer todo lo necesario.
D		decidirán lo que quieren hacer. [1]

30 Las visitas con guía al parque serán…

A		con un técnico medioambiental.
B		a primera hora de la mañana.
C		con un mapa de las plantas.
D		cuando los animales descansen. [1]

31 Según Manuela, las personas que aman la naturaleza…

A		conocen todo sobre las flores.
B		tratan de encontrar flores raras.
C		siempre cortan flores y eso es un error.
D		a veces no saben qué flores son únicas. [1]

[Total: 6]

Need a home tutor? Visit smiletutor.sg

Ejercicio 2 Preguntas 32–40

Vas a oír una entrevista con Lucía, que cuenta lo que le interesa en los viajes.

Escúchala con atención y contesta a las preguntas **en español**.

Habrá dos pausas durante la entrevista.

Vas a oír la entrevista dos veces, pero antes tienes unos segundos para leer las preguntas.

32 ¿Cuándo fue Lucía de viaje a Bolivia?

..... [1]

33 ¿Por qué los amigos de Lucía no la acompañaron al lago?

..... [1]

34 ¿Cómo fueron esos dos días que Lucía pasó sola?

..... [1]

[PAUSA]

35 ¿En qué clase viajó Lucía en el tren?

..... [1]

36 ¿Cómo durmió Lucía en el tren?

..... [1]

37 ¿Cómo se sintió Lucía al despertar con un bebé al lado?

..... [1]

[PAUSA]

38 ¿Qué piensa Lucía del viajar para ver monumentos y museos?

..... [1]

39 ¿Qué busca Lucía en sus viajes?

..... [1]

40 ¿Por qué a Lucía no le preocupa el futuro?

..... [1]

[Total: 9]

Permission to reproduce items where third-party owned material protected by copyright is included has been sought and cleared where possible. Every reasonable effort has been made by the publisher (UCLES) to trace copyright holders, but if any items requiring clearance have unwittingly been included, the publisher will be pleased to make amends at the earliest possible opportunity.

To avoid the issue of disclosure of answer-related information to candidates, all copyright acknowledgements are reproduced online in the Cambridge Assessment International Education Copyright Acknowledgements Booklet. This is produced for each series of examinations and is freely available to download at www.cambridgeinternational.org after the live examination series.

Cambridge Assessment International Education is part of the Cambridge Assessment Group. Cambridge Assessment is the brand name of the University of Cambridge Local Examinations Syndicate (UCLES), which itself is a department of the University of Cambridge.

Need a home tutor? Visit smiletutor.sg

Cambridge Assessment International Education
Cambridge International General Certificate of Secondary Education

CANDIDATE NAME									
CENTRE NUMBER						CANDIDATE NUMBER				

7269740459

SPANISH **0530/21**

Paper 2 Reading **October/November 2019**

1 hour

Candidates answer on the Question Paper.

No Additional Materials are required.

READ THESE INSTRUCTIONS FIRST

Write your centre number, candidate number and name in the spaces at the top of this page.
Write in dark blue or black pen.
Do not use staples, paper clips, glue or correction fluid.
DO **NOT** WRITE IN ANY BARCODES.

Answer **all** questions.

The number of marks is given in brackets [ ] at the end of each question or part question.

This syllabus is regulated for use in England, Wales and Northern Ireland as a Cambridge International Level 1/Level 2 Certificate.

This document consists of **14** printed pages and **2** blank pages.

© UCLES 2019

Need a home tutor? Visit smiletutor.sg

BLANK PAGE

Need a home tutor? Visit smiletutor.sg

© UCLES 2019

Sección 1

Ejercicio 1 Preguntas 1–5

Para cada pregunta indica tu respuesta colocando una X en la casilla correcta.

1 Ves un anuncio:

Hoy: club de dibujo

¿Qué actividad se hace hoy?

A	
B	
C	
D	



[1]

2 En un colegio español, ves este letrero:

No correr por los pasillos

¿Qué **no** debes hacer en los pasillos?

A	
B	
C	
D	

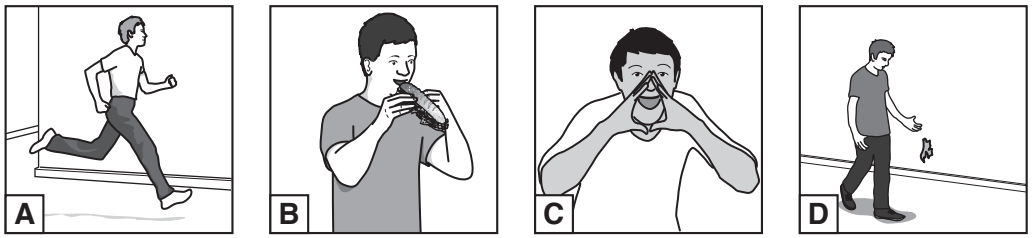

[1]

Need a home tutor? Visit smiletutor.sg

3 En una cantina, lees:

Menú para hoy: hamburguesa y patatas

¿Qué se sirve hoy?

A	
B	
C	
D	

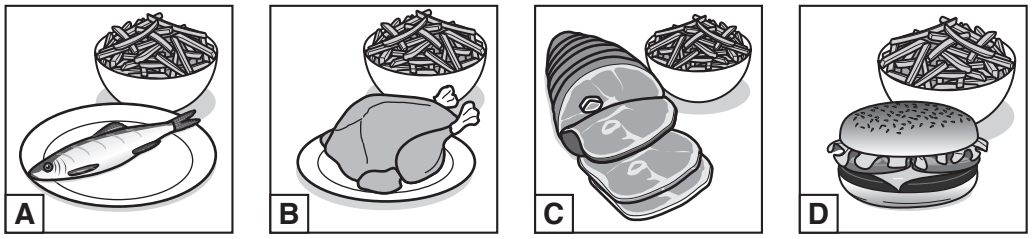

[1]

4 Ves un anuncio:

Sábado: excursión al castillo

¿Adónde va la excursión?

A	
B	
C	
D	

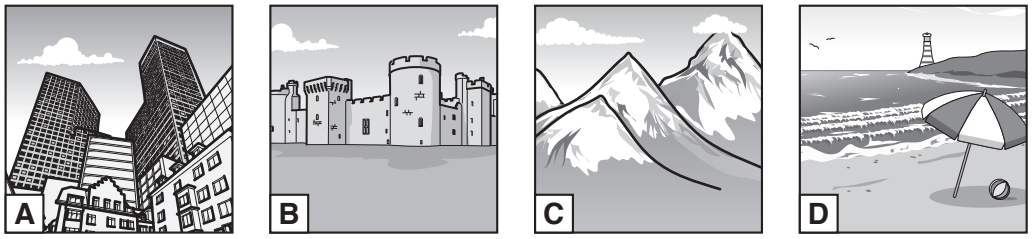

[1]

5 En una puerta, hay un letrero:

Aula de Geografía

¿Qué asignatura se enseña aquí?

A	
B	
C	
D	

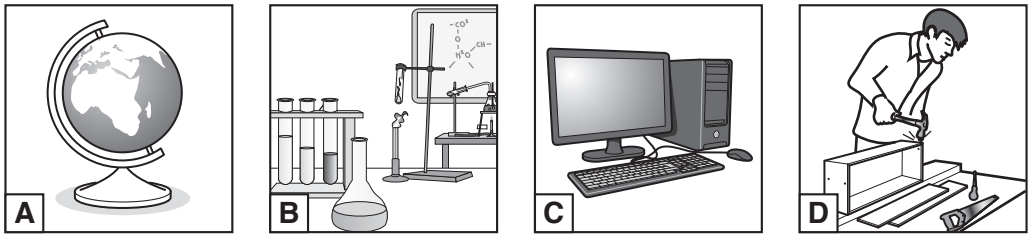

[1]

[Total: 5]

Need a home tutor? Visit smiletutor.sg

Ejercicio 2 Preguntas 6–10

Mira los dibujos.



Indica tu respuesta, colocando A, B, C, D, E o F en la casilla que corresponda.

6 Andrea: “Quiero comer chocolate.” ☐ [1]

7 Lucía: “Voy a comprar una falda nueva.” ☐ [1]

8 Abril: “Me duele mucho el estómago.” ☐ [1]

9 Carla: “Me encanta cocinar para mis amigos.” ☐ [1]

10 Josefina: “A veces hablo con mi amiga por teléfono.” ☐ [1]

[Total: 5]

Need a home tutor? Visit smiletutor.sg

Ejercicio 3 Preguntas 11–15

Lee el texto con atención. Para cada pregunta indica tu respuesta escribiendo una X en la casilla correcta.

Comentario personal: Las vacaciones

Nos habla **Lorena**...

Mis abuelos tienen una granja en la montaña y voy allí todos los años por dos semanas. ¡Los colores del campo son tan bonitos! Viven cerca de un lago donde me encanta ir de pesca.

A mi hermano Ángel no le interesa hacer camping. Normalmente va de vacaciones a un albergue juvenil con sus amigos. Como odia el campo, se queda en ciudades. Allí saca fotos porque es su pasatiempo favorito.

El próximo año voy a ir en avión a Londres con mi hermano. Pienso que será maravilloso porque voy a practicar mi inglés.

11 Lorena va a la granja de sus abuelos…

A		los fines de semana.
B		todos los meses.
C		una vez al año.

[1]

12 Cerca de la granja, a Lorena le gusta…

A		pasear.
B		pescar.
C		pintar.

[1]

Need a home tutor? Visit smiletutor.sg

13 Ángel se aloja en un…

A		hotel lujoso.
B		camping barato.
C		albergue juvenil.

[1]

14 A Ángel le encanta…

A		la fotografía.
B		el deporte.
C		el campo.

[1]

15 Según Lorena, el viaje a Londres será maravilloso porque…

A		viajará con su hermano.
B		hablará un idioma extranjero.
C		volará en avión.

[1]

[Total: 5]

Need a home tutor? Visit smiletutor.sg

© UCLES 2019

[Turn over

Sección 2

Ejercicio 1 Preguntas 16–20

Lee este anuncio.

Reglas de la piscina

- Por su seguridad, después de una comida, es mejor esperar un rato antes de nadar.
- Si no tiene mucha confianza en el agua, hay cursos de natación todos los miércoles.
- Los jóvenes de menos de 8 años deben ser acompañados por un adulto.
- Se recuerda a los clientes que es buena idea llevar sombrero y crema bronceadora. La piscina estará cerrada si hay tormenta.
- Por favor, tome una ducha caliente antes de entrar en el agua. Se prohíbe jugar con balón en el agua.

Completa cada frase con una palabra de la lista.

clases	con	enfermo	equipos
inmediatamente	rápidamente	sin	sol
	sucio	viento	

16 No se debe nadar ..... después de comer. [1]

17 Se organizan ..... para los que quieren mejorar. [1]

18 Los niños no pueden bañarse ..... un adulto. [1]

19 Se recomienda protegerse del ..... . [1]

20 No debes estar ..... cuando empiezas a nadar. [1]

[Total: 5]

Need a home tutor? Visit smiletutor.sg

© UCLES 2019

Dar la vuelta para el Ejercicio 2.

Need a home tutor? Visit smiletutor.sg

Ejercicio 2 Preguntas 21–30

Lee esta carta de Camila y contesta a las preguntas **en español**.

Hola Sandra:

Tenemos un profesor fenomenal en nuestro colegio. Te voy a contar todo.

El señor Quintana es nuestro profesor de ciencias y sus clases siempre son emocionantes. No nos pone muchos deberes porque dice que el aula es para aprender, y que fuera del colegio los chicos deben jugar. El año pasado le invitaron a ser director del colegio pero no quería. Dijo: "Me dedico a mis alumnos, nada más."

Un día mi madre vio un anuncio en el periódico sobre un concurso. Querían encontrar el Mejor Profesor del Año. Una amiga me preguntó por qué no mandábamos el nombre de nuestro profesor al periódico.

Así lo hicimos, pero no esperábamos recibir una respuesta. Luego un día visitaron el colegio dos personas serias con ropa formal y una cámara de vídeo. ¡Claro, todos nos portamos bien en la clase! Tres semanas después, el director anunció que el señor Quintana había ganado el premio. ¡Qué alegría sentí! Primero nuestro profesor se quejó de que no quería llamar la atención de nadie. Sin embargo, le dieron el premio en una gran ceremonia en Madrid, donde conoció a otros profesores excelentes y terminó por sentirse muy orgulloso.

Lo mejor está por venir. Los ganadores de los distintos países pasarán a un concurso internacional: el 'Mejor Profesor del Mundo'. ¡Fíjate!

Tu prima

Camila

Need a home tutor? Visit smiletutor.sg

© UCLES 2019

21 ¿Qué asignatura enseña el señor Quintana?

..... [1]

22 ¿Cómo son las clases del señor Quintana?

..... [1]

23 ¿Qué trabajo le ofrecieron al señor Quintana?

..... [1]

24 ¿Dónde apareció el anuncio sobre el concurso?

..... [1]

25 ¿Quién tuvo la idea de proponer el nombre del señor Quintana?

..... [1]

26 ¿Cuánto tiempo tuvieron que esperar el resultado de la visita?

..... [1]

27 ¿Cuál fue la reacción de Camila a las noticias del director?

..... [1]

28 Al principio, ¿por qué no estuvo contento el señor Quintana?

..... [1]

29 ¿Cómo se sintió el señor Quintana al recibir el premio?

..... [1]

30 ¿Quiénes participarán en la parte internacional del concurso?

..... [1]

[Total: 10]

Need a home tutor? Visit smiletutor.sg

Sección 3

Ejercicio 1 Preguntas 31–35

Lee este artículo e indica si las afirmaciones que siguen son verdaderas o falsas. **Si son FALSAS, escribe una frase en español para corregirlas.**

ATENCIÓN: hay 2 afirmaciones que son **VERDADERAS** y 3 afirmaciones que son **FALSAS**.

El blog de Adriana

Adriana Busquets, 20 años, me recibe en el despacho de la casa de sus padres, donde de momento sigue viviendo. Sentada delante del ordenador, está terminando un artículo que va a poner en su blog. El despacho está lleno de cajas porque este blog ya es todo un negocio con el cual Adriana se gana la vida.

Su blog trata de cómo estar hermosa de la manera más natural posible. Hay montones de blogs que hablan sin parar de este producto carísimo o aquella crema nueva. Adriana me explica que "lo importante es cuidar de tu piel y tu pelo de una forma sencilla utilizando un mínimo de productos químicos." Por ejemplo, con los productos que se venden en supermercados, Adriana aconseja leer con cuidado la lista de ingredientes para poder elegir los que menos daño hacen a tu piel. Además, recomienda evitar usar agua caliente cuando te lavas la cara, ya que puede hacer que tu piel quede seca.

Adriana empezó comprando champús y jabones para probarlos y luego escribir una descripción; ahora está contenta porque las empresas le mandan sus nuevos productos gratis. Sin embargo, así no se gana dinero. "He tenido que incluir anuncios para los productos que menciono," explica Adriana. De este modo, Adriana gana un poquito de dinero cada vez que un lector compra un champú anunciado en su página.

Adriana tiene consejos para los que quieran hacer su propio blog. Me explica que el tema no debe ser demasiado general, y hay que empezar por examinar con cuidado los blogs que ya funcionan sobre ese tema, no para copiarlos sino para tener cosas nuevas que decir. Y me recuerda que lo más importante es añadir con frecuencia artículos nuevos a tu blog. "No debes dejar pasar ni un solo día," dice, volviéndose hacia su ordenador.

Need a home tutor? Visit smiletutor.sg

© UCLES 2019

Ejemplo:	**VERDADERO**	**FALSO**
Adriana tiene su propia casa.	☐	☒

Adriana sigue viviendo en la casa de sus padres.

		VERDADERO	**FALSO**
31	Según Adriana, es mejor lavarse la cara con agua fría.	☐	☐

.....

		VERDADERO	**FALSO**
32	Adriana gasta mucho dinero en los productos que describe en el blog.	☐	☐

.....

		VERDADERO	**FALSO**
33	El blog de Adriana no tiene publicidad.	☐	☐

.....

		VERDADERO	**FALSO**
34	Adriana piensa que el tema de un blog debe ser muy amplio.	☐	☐

.....

		VERDADERO	**FALSO**
35	Para tener más visitas al blog, hay que colgar regularmente algo nuevo.	☐	☐

.....

[Total: 8]

Need a home tutor? Visit smiletutor.sg

Ejercicio 2 Preguntas 36–42

Lee este artículo sobre Sabrina Duarte, una mujer piloto, y contesta a las preguntas **en español**.

Ambiciones altas

Los 350 pasajeros del vuelo escuchan la voz del piloto: "Sus pilotos, Sabrina Duarte y Sandra Guerrero, les damos la bienvenida a este vuelo de México a Beijing en China." Nadie se sorprende del hecho de que, sí, los dos pilotos son mujeres. Es algo que ocurre cada vez con mayor frecuencia, ya que un 3% de pilotos son mujeres; es decir, unas 40.000 en el mundo en vuelos comerciales.

Sabrina tiene 12 años de experiencia en volar. En el colegio, le gustaban las ciencias y los idiomas. A los 25 años, viviendo en casa de su familia, trabajó como azafata de vuelo un año y medio "para ahorrar dinero y descubrir si verdaderamente me gustaba este mundo". Dudó un poco en apuntarse al curso para ser piloto, pero sus propios compañeros de trabajo la animaron y ella se lo agradece.

Aunque se gana menos de lo que la gente cree, es un trabajo serio y respetado. Sin embargo, todo trabajo tiene sus inconvenientes, y Sabrina reconoce que el estrés no se puede evitar. Cuenta que una vez cuando aterrizaba en Ciudad de México, hubo una tormenta fuerte y de repente se apagaron todas las luces. "No hubo problemas para controlar el avión," explica Sabrina, tranquila, "porque nos entrenamos regularmente para estos momentos." De hecho, lo que menos le gusta es pasar tiempo sin su familia, durmiendo en ciudades extrañas.

Por otra parte, a Sabrina le encanta poder ver la tierra desde arriba, con sus mares y montañas. "Son vistas preciosas," dice, aunque no sabe hasta cuándo querrá seguir volando. Le queda todavía una ambición: "Sueño con que un día hagamos un vuelo internacional en que todos los empleados, pilotos, azafatas… *todos* sean mujeres," explica. Cree que daría una clara señal de que somos todos iguales y se sentiría satisfecha con su carrera.

Need a home tutor? Visit smiletutor.sg

© UCLES 2019

36 ¿Cómo reaccionan los pasajeros al saber quiénes son los pilotos del vuelo?

..... [1]

37 ¿Durante cuánto tiempo hizo Sabrina otro trabajo?

..... [1]

38 ¿Quiénes la animaron a Sabrina a cambiar de trabajo?

..... [1]

39 ¿Qué acepta Sabrina como parte del trabajo?

..... [1]

40 ¿Por qué no le preocupó a Sabrina el problema causado por la tormenta?

..... [1]

41 ¿Dónde no le gusta a Sabrina pasar la noche?

..... [1]

42 ¿Cuál es el mensaje que mandaría Sabrina al cumplir su sueño?

..... [1]

[Total: 7]

Need a home tutor? Visit smiletutor.sg

© UCLES 2019

BLANK PAGE

Permission to reproduce items where third-party owned material protected by copyright is included has been sought and cleared where possible. Every reasonable effort has been made by the publisher (UCLES) to trace copyright holders, but if any items requiring clearance have unwittingly been included, the publisher will be pleased to make amends at the earliest possible opportunity.

To avoid the issue of disclosure of answer-related information to candidates, all copyright acknowledgements are reproduced online in the Cambridge Assessment International Education Copyright Acknowledgements Booklet. This is produced for each series of examinations and is freely available to download at www.cambridgeinternational.org after the live examination series.

Cambridge Assessment International Education is part of the Cambridge Assessment Group. Cambridge Assessment is the brand name of the University of Cambridge Local Examinations Syndicate (UCLES), which itself is a department of the University of Cambridge.

Need a home tutor? Visit smiletutor.sg

Cambridge Assessment International Education
Cambridge International General Certificate of Secondary Education

CANDIDATE NAME

CENTRE NUMBER

CANDIDATE NUMBER

1693311026

SPANISH **0530/22**

Paper 2 Reading **October/November 2019**

1 hour

Candidates answer on the Question Paper.

No Additional Materials are required.

READ THESE INSTRUCTIONS FIRST

Write your centre number, candidate number and name in the spaces at the top of this page.
Write in dark blue or black pen.
Do not use staples, paper clips, glue or correction fluid.
DO **NOT** WRITE IN ANY BARCODES.

Answer **all** questions.

The number of marks is given in brackets [ ] at the end of each question or part question.

This syllabus is regulated for use in England, Wales and Northern Ireland as a Cambridge International Level 1/Level 2 Certificate.

This document consists of **14** printed pages and **2** blank pages.

DC (ST/JG) 169059/2
© UCLES 2019

Need a home tutor? Visit smiletutor.sg

BLANK PAGE

Need a home tutor? Visit smiletutor.sg

© UCLES 2019

Sección 1

Ejercicio 1 Preguntas 1–5

Para cada pregunta indica tu respuesta escribiendo una X en la casilla correcta.

1 En la caja de un pastel, lees:

No contiene huevo.

¿Qué **no** contiene el pastel?

A	
B	
C	
D	

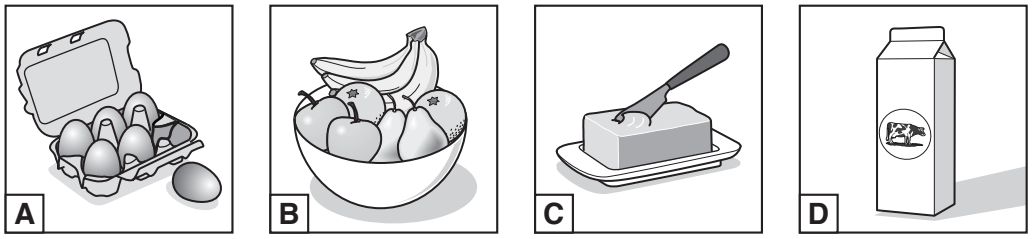

[1]

2 Tu amigo te manda este mensaje:

Te espero en la plaza.

¿Dónde te espera tu amigo?

A	
B	
C	
D	



[1]

Need a home tutor? Visit smiletutor.sg

3 Ves este letrero en tu hotel:

No funciona el ascensor.

¿Qué **no** funciona?

A	
B	
C	
D	

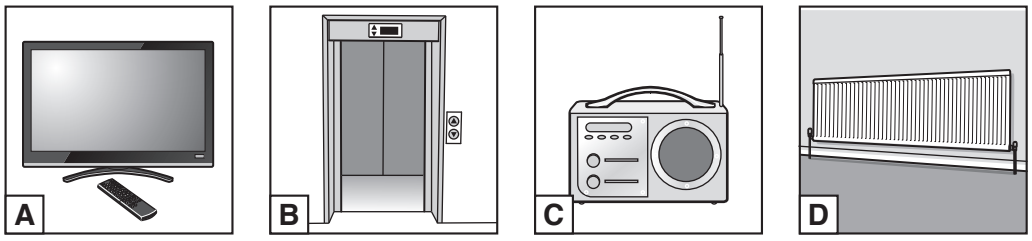

[1]

4 En casa, lees esta nota:

El panadero viene hoy a las 11:00.

¿Quién viene hoy?

A	
B	
C	
D	



[1]

5 Ves este letrero en un supermercado:

¡Compra aquí tus bocadillos!

¿Qué puedes comprar?

A	
B	
C	
D	

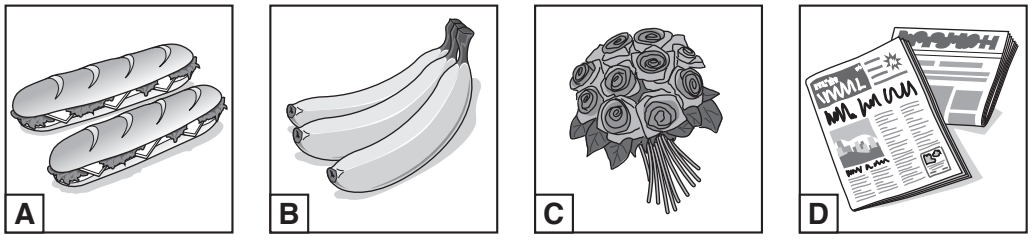

[1]

[Total: 5]

Need a home tutor? Visit smiletutor.sg

Ejercicio 2 Preguntas 6–10

Mira los dibujos.

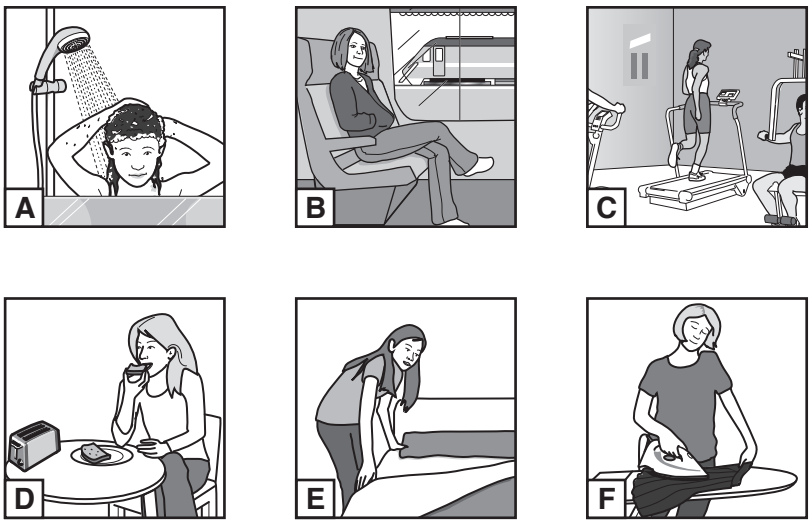

Indica tu respuesta, colocando A, B, C, D, E o F en la casilla que corresponda.

6 Elena: “Tengo que viajar en tren todos los días.” ☐ [1]

7 Teresa: “Hago la cama antes de ir al colegio.” ☐ [1]

8 Carla: “Antes de salir de casa, me lavo el pelo.” ☐ [1]

9 Sandra: “Para desayunar siempre tomo tostadas.” ☐ [1]

10 Marcela: “Plancho el uniforme del colegio.” ☐ [1]

[Total: 5]

Need a home tutor? Visit smiletutor.sg

© UCLES 2019

[Turn over

Ejercicio 3 Preguntas 11–15

Lee el texto con atención. Para cada pregunta indica tu respuesta escribiendo una X en la casilla correcta.

Comentario personal: Una excursión a Florencia en Italia

Nos habla **Eva**…

La próxima primavera vamos a visitar Florencia con un grupo del colegio. Somos 39 estudiantes, de entre 15 y 17 años, casi todas chicas. Vamos a volar al aeropuerto de Florencia y después iremos en autocar. Pasaré el vuelo charlando con mis amigas y leyendo revistas.

En el hotel donde nos alojamos el año pasado, estuve sola en una habitación pero este año compartiré con mi mejor amiga. Tengo muchas ganas de ir porque me encanta Italia, especialmente su clima. Lo peor es que vamos a tener clases de italiano todos los días.

11 En el viaje de Eva, van a viajar…

A		solo chicas.
B		solo chicos.
C		chicos y chicas.

[1]

12 Para llegar hasta Florencia van a tomar…

A		un barco.
B		un tren.
C		un avión.

[1]

Need a home tutor? Visit smiletutor.sg

© UCLES 2019

13 Mientras viaja, Eva va a…

A	☐	hablar con sus amigas.
B	☐	cantar con sus amigas.
C	☐	escuchar música con sus amigas.

[1]

14 Este año Eva dormirá en una habitación…

A	☐	individual.
B	☐	doble.
C	☐	para tres personas.

[1]

15 A Eva le encanta sobre todo…

A	☐	la comida italiana.
B	☐	el tiempo italiano.
C	☐	el idioma italiano.

[1]

[Total: 5]

Need a home tutor? Visit smiletutor.sg

Sección 2

Ejercicio 1 Preguntas 16–20

Lee este anuncio.

Orquesta del barrio

Somos un grupo de jóvenes que queremos formar una orquesta con chicos y chicas hasta los 18 años.

Te daremos la chaqueta roja que será el uniforme de la orquesta pero desgraciadamente no tenemos instrumentos para prestar.

Nos gustaría reunirnos dos veces a la semana para practicar. Las prácticas serán de las 6:00 a las 7:00 de la tarde todos los martes, en un aula del colegio.

En los conciertos conseguiremos dinero para hacer el barrio más bonito.

El primer concierto será en dos meses en el Parque María Eugenia. Al final del concierto, habrá pastel.

Completa cada frase con una palabra de la lista.

animado	atractivo	beber	comer
instrumento	oficina	organizar	sala
	uniforme	ver	

16 El grupo de jóvenes quiere ..... una orquesta. [1]

17 Es necesario tener tu propio ..... para ser parte de la orquesta. [1]

18 Las prácticas se harán en una ..... del colegio. [1]

19 Ganan dinero porque quieren un barrio más ..... . [1]

20 Después de terminar el concierto en el parque, se podrá ..... algo. [1]

[Total: 5]

Need a home tutor? Visit smiletutor.sg

© UCLES 2019

Dar la vuelta para el Ejercicio 2.

Need a home tutor? Visit smiletutor.sg

Ejercicio 2 Preguntas 21–30

Lee este correo electrónico de Diego y la respuesta de Marina y contesta a las preguntas **en español**.

¡Hola Marina!

¿Qué tal? Yo bien, pero tengo un problema y quiero pedirte consejo.

Lo que más me gusta hacer es leer. Mi tipo favorito de libro es la novela romántica. En enero empecé a ir a un club de lectura con una prima. Gracias a este club, he descubierto un nuevo escritor que me encanta. Él ha escrito muchos libros y yo he leído una docena más o menos. Todavía me quedan muchos más que leer y ¡parece que no puedo parar!

El problema es que en estos momentos es tiempo de exámenes y necesito estudiar. Sin embargo, en vez de estudiar, leo y leo todo el día. Mis padres ahora saben que estudio poco. Están enfadados y me han dicho que van a tirar todos los libros que tengo en mi habitación si no estudio más. ¿Qué puedo hacer?

Diego

¿Qué tal, Diego?

Te voy a dar una idea. El año pasado, para organizar mis horas de estudio, hice un horario y lo encontré muy útil. Además, te recomiendo empezar con las asignaturas más difíciles para ti porque necesitan más tiempo.

Pero no debes pasar todo el día estudiando. Intenta no estudiar más de dos horas seguidas sin descansar. Pasa media hora en el jardín y allí podrás leer tus libros favoritos. ¡Así no echarás de menos la lectura!

¡Buena suerte!

Marina

Need a home tutor? Visit smiletutor.sg

© UCLES 2019

21 ¿Qué tipo de libro le gusta más a Diego?

..... [1]

22 ¿Cuándo empezó a ir al club de lectura Diego?

..... [1]

23 ¿Con quién fue al club de lectura Diego?

..... [1]

24 ¿Cuántos libros del nuevo escritor ha leído Diego?

..... [1]

25 ¿Qué debería hacer Diego en vez de leer?

..... [1]

26 ¿Cómo se sienten los padres de Diego?

..... [1]

27 ¿Qué van a hacer los padres de Diego con sus libros?

..... [1]

28 ¿Qué hizo el año pasado Marina para organizar su tiempo de estudio?

..... [1]

29 Según Marina, ¿por qué debe Diego empezar con las asignaturas más difíciles?

..... [1]

30 ¿Dónde podrá leer Diego sus libros preferidos?

..... [1]

[Total: 10]

Need a home tutor? Visit smiletutor.sg

Sección 3

Ejercicio 1 Preguntas 31–35

Lee este artículo e indica si las afirmaciones que siguen son verdaderas o falsas. **Si son FALSAS, escribe una frase en español para corregirlas.**

ATENCIÓN: hay 2 afirmaciones que son **VERDADERAS** y 3 afirmaciones que son **FALSAS**.

Una vida bien vivida

Hace seis meses salió a la venta un libro que ha tenido un gran éxito. Al principio fue escrito para un grupo pequeño de personas, amigos y familia, pero luego se hizo tan famoso entre este grupo que fue publicado. Ahora este libro, sobre la vida de una abuela, se ha vendido por todo Chile. Su autor, José Miguel Bécquer Álvarez, me habló de su libro la semana pasada.

José Miguel, ¿por qué decidió escribir este libro?
Pues, fue cuando mi hijo empezó a preguntarme sobre la historia de nuestros familiares. Decidí reunir en un libro las cosas que mi abuela me había contado para recordarlas. Escribí unas páginas cada fin de semana durante un año sobre cómo eran las cosas cuando mi abuela era niña y adolescente. Contaba que los niños jugaban fuera todo el día, que el día de la fiesta del pueblo era el más importante del año y que la ropa del domingo era especial.

¿Qué personaje recuerda su abuela con más cariño?
Me ha hablado mucho de un profesor de baile del colegio donde mi abuela enseñaba teatro cuando tenía 20 años. Un buen recuerdo que tiene es del día que el profesor sacó unas flores de su sombrero y se las regaló. ¡Un mes después le pidió matrimonio!

Según su abuela, ¿qué es lo más importante en la vida?
Lo más importante para ella siempre ha sido tener la familia cerca y conservar los buenos amigos, y ¡cómo no! de vez en cuando está bien disfrutar del buen chocolate.

¿Tiene usted la intención de escribir más libros?
Claro, estoy pensando en escribir una segunda parte a este libro donde describiré los viajes que hicieron mi abuela y mi abuelo juntos. ¡Tuvieron muchas grandes aventuras!

Need a home tutor? Visit smiletutor.sg

© UCLES 2019

Ejemplo:	**VERDADERO**	**FALSO**
El libro de José Miguel se ha vendido por toda Latinoamérica.		X

Se ha vendido por todo Chile.

		VERDADERO	**FALSO**
31	José Miguel escribió un libro para recordar las historias de su abuela.		

.....

		VERDADERO	**FALSO**
32	Cuando la abuela de José Miguel era pequeña, los niños se quedaban siempre en casa.		

.....

		VERDADERO	**FALSO**
33	La abuela de José Miguel fue actriz en su juventud.		

.....

		VERDADERO	**FALSO**
34	El profesor de baile quiso casarse con la abuela de José Miguel.		

.....

		VERDADERO	**FALSO**
35	José Miguel ya ha terminado otro libro sobre su abuela.		

.....

[Total: 8]

Need a home tutor? Visit smiletutor.sg

Ejercicio 2 Preguntas 36–42

Lee esta entrevista y contesta a las preguntas **en español**.

Óscar, autor de un blog

Antes de empezar a escribir su popular blog sobre cómo mantener una buena salud, Óscar trabajó en un gimnasio de su barrio. Decidió escribirlo porque le parecía que hacer ejercicio no bastaba para una vida sana. Hoy hablamos con Óscar…

Hola Óscar. Te encanta escribir tu blog, ¿verdad?

Sí, me encanta, pero soy una persona muy sociable y en el gimnasio trabajaba con muchos compañeros. Lo que pasa es que delante de un ordenador me encuentro un poco aislado, y esto es difícil a veces.

Sabemos que tu blog es muy leído, principalmente por gente de tu misma edad. ¿Qué dicen de tu blog?

Suelo tener un contacto muy directo con las personas que me leen; esto es esencial. Recibo muchas opiniones sobre lo que hago y sobre las diferentes secciones de mi blog, y las escucho porque son muy útiles. Estas opiniones me sirven para mejorar la información que incluyo, y cada vez tengo más personas que me siguen.

¿Qué es lo que más les ha gustado hasta ahora?

Mucha gente se baja los vídeos para reducir el estrés que tiene. Es la cosa que más gusta. Cuando no tienes estrés, mejora la calidad de vida.

¿Hasta cuándo piensas continuar?

Mientras el blog sea leído. Si en el futuro veo que no hay suficiente interés, no lo continuaré y escribiré otra cosa para ayudar a los demás de alguna otra forma.

¿Qué consejos tienes para esas personas que quieren empezar su propio blog?

Antes de comenzar, yo diría que lo que hay que hacer es escoger un tema de actualidad. ¡Además no hay que olvidarse de ser gracioso! Hacer reír a la gente siempre es importante.

Óscar, gracias por compartir tus ideas, y hasta la próxima.

Need a home tutor? Visit smiletutor.sg

© UCLES 2019

36 ¿Por qué creyó Óscar que sus consejos podrían ser útiles?

..... [1]

37 ¿Cómo se siente Óscar cuando escribe su blog?

..... [1]

38 ¿Para qué usa Óscar las opiniones de la gente que sigue su blog?

..... [1]

39 ¿Qué es lo más popular de entre las cosas que ofrece Óscar en su blog?

..... [1]

40 Según Óscar, ¿qué efecto tiene reducir el estrés?

..... [1]

41 ¿Por qué dejaría Óscar de escribir su blog?

..... [1]

42 Si quieres escribir un blog, ¿qué debes hacer primero, según Óscar?

..... [1]

[Total: 7]

Need a home tutor? Visit smiletutor.sg

© UCLES 2019

BLANK PAGE

Permission to reproduce items where third-party owned material protected by copyright is included has been sought and cleared where possible. Every reasonable effort has been made by the publisher (UCLES) to trace copyright holders, but if any items requiring clearance have unwittingly been included, the publisher will be pleased to make amends at the earliest possible opportunity.

To avoid the issue of disclosure of answer-related information to candidates, all copyright acknowledgements are reproduced online in the Cambridge Assessment International Education Copyright Acknowledgements Booklet. This is produced for each series of examinations and is freely available to download at www.cambridgeinternational.org after the live examination series.

Cambridge Assessment International Education is part of the Cambridge Assessment Group. Cambridge Assessment is the brand name of the University of Cambridge Local Examinations Syndicate (UCLES), which itself is a department of the University of Cambridge.

Need a home tutor? Visit smiletutor.sg

Cambridge IGCSE

Cambridge Assessment International Education
Cambridge International General Certificate of Secondary Education

CANDIDATE NAME

CENTRE NUMBER

CANDIDATE NUMBER

2631453523

SPANISH **0530/23**

Paper 2 Reading **October/November 2019**

1 hour

Candidates answer on the Question Paper.

No Additional Materials are required.

READ THESE INSTRUCTIONS FIRST

Write your centre number, candidate number and name in the spaces at the top of this page.
Write in dark blue or black pen.
Do not use staples, paper clips, glue or correction fluid.
DO **NOT** WRITE IN ANY BARCODES.

Answer **all** questions.

The number of marks is given in brackets [ ] at the end of each question or part question.

This syllabus is regulated for use in England, Wales and Northern Ireland as a Cambridge International Level 1/Level 2 Certificate.

This document consists of **14** printed pages and **2** blank pages.

DC (KS/CGW) 169058/5
© UCLES 2019

Cambridge Assessment International Education

Need a home tutor? Visit smiletutor.sg

BLANK PAGE

Need a home tutor? Visit smiletutor.sg

© UCLES 2019

Sección 1

Ejercicio 1 Preguntas 1–5

Para cada pregunta indica tu respuesta escribiendo una X en la casilla correcta.

1 Lees un póster:

Visita al castillo

¿Qué lugar puedes visitar?

A	
B	
C	
D	









[1]

2 Ves este letrero:

Se alquilan bicicletas

¿Qué puedes alquilar aquí?

A	
B	
C	
D	

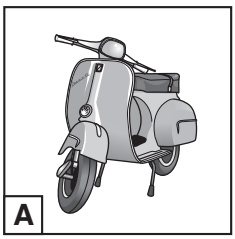







[1]

Need a home tutor? Visit smiletutor.sg

3 Tu amigo te manda un mensaje:

¿Quieres ir al cine?

¿Adónde te invita ir tu amigo?

A ☐
B ☐
C ☐
D ☐









[1]

4 En tu lista de la compra hay:

Champiñones

¿Qué compras?

A ☐
B ☐
C ☐
D ☐

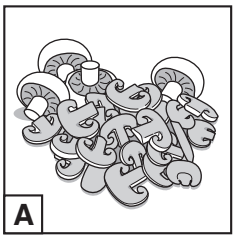

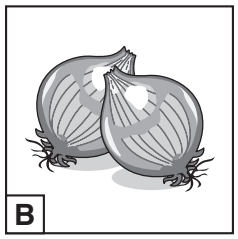

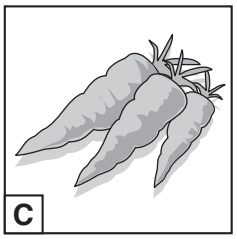



[1]

5 En el boletín meteorológico lees:

Va a hacer viento.

¿Qué tiempo va a hacer?

A ☐
B ☐
C ☐
D ☐

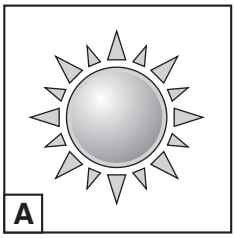

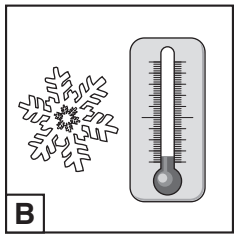

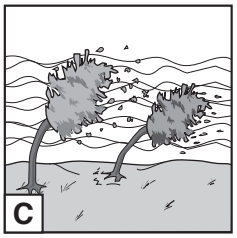

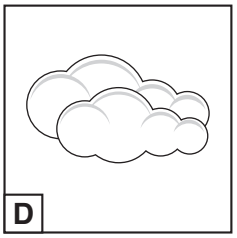

[1]

[Total: 5]

Need a home tutor? Visit smiletutor.sg

Ejercicio 2 Preguntas 6–10

Mira los dibujos.

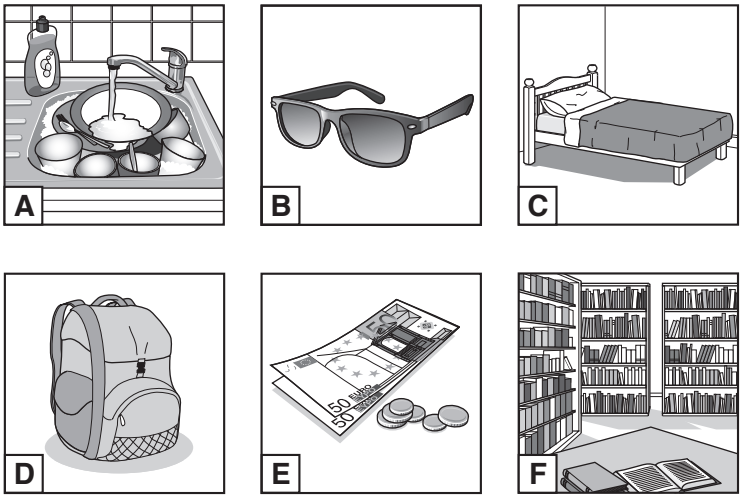

Indica tu respuesta, colocando A, B, C, D, E o F en la casilla que corresponda.

6 Pablo: “Necesito una mochila nueva.” ☐ [1]

7 Carlos: “No me gusta nada fregar los platos.” ☐ [1]

8 Manuel: “Mis padres me dan dinero cada semana.” ☐ [1]

9 Mario: “Mañana voy a ir a la biblioteca.” ☐ [1]

10 Ignacio: “Es mejor llevar gafas de sol.” ☐ [1]

[Total: 5]

Need a home tutor? Visit smiletutor.sg

Ejercicio 3 Preguntas 11–15

Lee el texto con atención. Para cada pregunta indica tu respuesta escribiendo una X en la casilla correcta.

Comentario personal: Una vida sana

Nos habla **Fernando**…

Llevo una vida sana. Para el desayuno tomo un vaso de leche y como fruta. ¡Es que odio el pan! Voy al instituto andando; está a unos 15 minutos de mi casa.

Por la tarde hago deporte. Voy a la piscina cuatro veces por semana. También salgo a correr por el parque los fines de semana.

Soy vegetariano, así que no como carne ni pescado. Por la noche como arroz con verduras. ¡Me gustan todas las verduras! También me gustan los helados cuando las temperaturas son altas, pero solo los compro de vez en cuando.

11 Para el desayuno Fernando come…

A		tostadas.
B		huevos.
C		fruta.

[1]

12 Fernando va al colegio…

A		a pie.
B		en coche.
C		en autobús.

[1]

Need a home tutor? Visit smiletutor.sg

13 A Fernando le gusta hacer…

A		patinaje.
B		equitación.
C		natación.

[1]

14 Para la cena, Fernando come…

A		carne y verduras.
B		arroz y verduras.
C		pescado y verduras.

[1]

15 Fernando compra helados cuando…

A		hace calor.
B		tiene dinero.
C		sale con amigos.

[1]

[Total: 5]

Need a home tutor? Visit smiletutor.sg

© UCLES 2019

[Turn over

Sección 2

Ejercicio 1 Preguntas 16–20

Lee este anuncio.

Nuevo Cine Sol

- Ven al nuevo Cine Sol en el centro de la ciudad de Murcia. Es ideal para gente de todas las edades.
- Hay 10 salas donde puedes ver tus películas favoritas. Los asientos son cómodos y amplios.
- Compra tu entrada en nuestra página de Internet para conseguir un 25% de descuento.
- El Cine Sol está a solo cinco minutos de la estación de tren pero también hay un aparcamiento gratuito para el coche.
- El sábado que viene habrá una sesión especial de cine de miedo a las 12 de la noche.

Completa cada frase con una palabra de la lista.

barato	central	grandes	gratis
pagar	primer	próximo	rojos
	sur	viajar	

16 El nuevo Cine Sol está en la zona ..... de Murcia. [1]

17 Los asientos del cine son ..... . [1]

18 Puedes hacer la reserva en Internet si quieres ..... menos. [1]

19 Es ..... usar el aparcamiento del cine. [1]

20 El ..... sábado se podrá ver una película de miedo. [1]

[Total: 5]

Need a home tutor? Visit smiletutor.sg

© UCLES 2019

Dar la vuelta para el Ejercicio 2.

Need a home tutor? Visit smiletutor.sg

Ejercicio 2 Preguntas 21–29

Lee este blog de José y la respuesta de Mariángeles y contesta a las preguntas **en español**.

José escribe:

Voy a terminar el colegio el año que viene. Todavía no sé si quiero continuar mis estudios después del colegio.

Me gustaría encontrar un trabajo porque no soy buen estudiante. Sin embargo, mis padres dicen que debería continuar mis estudios y después ir a la universidad para ser periodista como ellos.

Estoy harto porque mis padres siempre me dicen lo que debo hacer. Conozco a un hombre de negocios famoso que nunca fue a la universidad. Él tiene su propia compañía y gana muchísimo. Por eso, pienso que no hace falta ir a la universidad para tener éxito. Además, algún día, quizás podré estudiar y trabajar al mismo tiempo.

Mariángeles escribe:

José, yo tampoco soy buena alumna pero voy a continuar estudiando. En mi opinión encontrar trabajo es siempre difícil así que es importante ir a la universidad. Además, estoy segura de que en el futuro habrá mucha competencia.

Estudiar y trabajar al mismo tiempo es complicado. Mi padre encontró un trabajo cuando terminó el colegio. A los 30 años intentó estudiar para ser policía pero nunca tenía tiempo. Ahora no está contento porque quiso ser policía y no pudo. Hoy a sus 50 años, piensa que es muy mayor para estudiar.

Pienso que tus padres quieren lo mejor para ti y deberías seguir su consejo, sobre todo porque se puede ganar mucho dinero como periodista.

Need a home tutor? Visit smiletutor.sg

© UCLES 2019

21 ¿Cuándo va a terminar el colegio José?

..... [1]

22 ¿Qué le gustaría hacer a José?

..... [1]

23 ¿Qué trabajo quieren los padres de José para él?

..... [1]

24 ¿Quién le sirve de ejemplo a José?

..... [1]

25 ¿Qué piensa hacer José en el futuro si cambia de opinión?

..... [1]

26 ¿Por qué cree Mariángeles que es esencial estudiar en la universidad?

(i) ..... [1]

(ii) ..... [1]

27 ¿Por qué no podía estudiar el padre de Mariángeles a la edad de 30 años?

..... [1]

28 ¿Por qué no estudia el padre de Mariángeles ahora?

..... [1]

29 Según Mariángeles, ¿cuál es la ventaja de ser periodista?

..... [1]

[Total: 10]

Need a home tutor? Visit smiletutor.sg

© UCLES 2019

[Turn over

Sección 3

Ejercicio 1 Preguntas 30–34

Lee este artículo e indica si las afirmaciones que siguen son verdaderas o falsas. **Si son FALSAS, escribe una frase en español para corregirlas**.

ATENCIÓN: hay 2 afirmaciones que son **VERDADERAS** y 3 afirmaciones que son **FALSAS**.

Un arquitecto único

Mateo Segura es el arquitecto más famoso de su región. Nació en un pueblo de la costa y era el menor de siete hermanos. De pequeño, tuvo problemas de salud y por eso sus padres siempre estaban preocupados por él. Pasó mucho tiempo en el campo. “Allí aprendí mucho sobre la naturaleza, los animales y las plantas,” explica Mateo.

En el colegio sacaba malas notas, aunque le gustaban la geografía, las matemáticas y el dibujo, y sus dibujos eran impresionantes. A los 21 años fue a la universidad para estudiar arquitectura en la ciudad más cercana a su pueblo.

Sus ideas eran totalmente diferentes y muy avanzadas para su tiempo. Le gustaba reciclar cosas y utilizar formas de la naturaleza en su arquitectura. Construyó varios edificios no solo por la costa sino también en ciudades importantes. Hoy en día, estas obras son los principales lugares de interés turístico de su región. Gracias a ellas, hay más de un millón de turistas que visitan esta zona cada año.

Mateo es más conocido por construir el ayuntamiento del pueblo donde ha vivido toda su vida. Lo empezó cuando tenía 40 años y lo terminó 10 años después. El año pasado, la alcaldesa le dio un premio por su trabajo, cosa que a Mateo le alegró. Sin embargo, aunque ha construido más de 100 edificios, hay un sueño que nunca ha conseguido: “Me habría gustado trabajar en el extranjero,” dice Mateo, “pero fue imposible porque desgraciadamente no hablo inglés.”

Ahora Mateo está jubilado y vive en una casa que él mismo ha construido. Está justo al lado de la playa y a Mateo le encanta nadar cada día en el mar.

Need a home tutor? Visit smiletutor.sg

© UCLES 2019

Ejemplo:	**VERDADERO**	**FALSO**
Mateo Segura era el mayor de sus hermanos.	☐	☒

Era el menor de sus hermanos.

	VERDADERO	**FALSO**
30 Los padres de Mateo se preocupaban porque pasaba mucho tiempo en el campo.	☐	☐

.....

	VERDADERO	**FALSO**
31 En el colegio, los dibujos de Mateo eran de baja calidad.	☐	☐

.....

	VERDADERO	**FALSO**
32 A Mateo le encantaba copiar el mundo natural en sus obras.	☐	☐

.....

	VERDADERO	**FALSO**
33 El edificio más famoso de Mateo está en el lugar donde vive.	☐	☐

.....

	VERDADERO	**FALSO**
34 Mateo ha tenido éxito fuera de su país.	☐	☐

.....

[Total: 8]

Need a home tutor? Visit smiletutor.sg

Ejercicio 2 Preguntas 35–41

Lee este texto y contesta a las preguntas **en español**.

Mi regalo de Navidad

Hola. Soy Raquel. El año pasado mis padres me regalaron mi primer teléfono móvil para Navidad. Deseaba tener un móvil porque todo el mundo tiene uno. Me alegró mucho recibirlo y les dije que era el mejor regalo del mundo. Así podría no solo conocer a gente con los mismos intereses que yo sino también navegar por Internet.

Al principio no pasaba mucho tiempo con mi móvil pero luego hice muchos amigos en la red y pasaba todo mi tiempo libre mandándoles mensajes. Por las noches me acostaba tarde y al día siguiente estaba cansada. Empecé a sacar malas notas en los exámenes. Un día estaba usando mi móvil en clase y el señor Zacarías, mi profesor de historia, me castigó. Mi padre tuvo una reunión con él porque nunca me habían castigado antes en el colegio. Al principio mis padres decidieron esconder mi móvil y yo me puse furiosa, pero después me lo devolvieron y me daban una recompensa cada día que no lo usaba demasiado.

Hace seis meses fue mi cumpleaños. Invité a algunos de los amigos que había hecho en las redes sociales a mi fiesta pero nadie vino y entendí que vale más ver a los amigos cara a cara que en la red. Celebré mi cumpleaños en compañía de mi familia y me sentí mejor. Lo pasé muy bien y todo cambió. Ahora paso menos tiempo con mi teléfono porque sé que mi familia es más importante y hablo más con la gente en persona.

Acabo de cambiar de instituto y tengo nuevos amigos. Algunos pasan demasiado tiempo con sus móviles y les digo que tienen un problema pero no lo reconocen. Aunque un móvil también tiene muchas ventajas, no hay que usarlo todo el tiempo.

Creo que para ayudar a los jóvenes los colegios deben dar clases sobre los peligros del móvil. Mañana voy a actuar en una obra de teatro para que otros alumnos aprendan de mi experiencia del estrés que pueden causar los móviles.

Need a home tutor? Visit smiletutor.sg

© UCLES 2019

35 ¿Por qué quería Raquel un móvil?

..... [1]

36 ¿Por qué no estaba contento el señor Zacarías con Raquel?

..... [1]

37 ¿Cómo se sintió Raquel al no poder usar su móvil?

..... [1]

38 ¿Cuánto tiempo hace que Raquel comprendió que es importante tener amigos en persona?

..... [1]

39 ¿Cuál es la actitud de los amigos de Raquel cuando les dice que tienen un problema?

..... [1]

40 Según Raquel, ¿qué tienen que hacer los colegios?

..... [1]

41 ¿Qué va a hacer Raquel para ayudar a los que tienen problemas con sus móviles?

..... [1]

[Total: 7]

Need a home tutor? Visit smiletutor.sg

© UCLES 2019

BLANK PAGE

Permission to reproduce items where third-party owned material protected by copyright is included has been sought and cleared where possible. Every reasonable effort has been made by the publisher (UCLES) to trace copyright holders, but if any items requiring clearance have unwittingly been included, the publisher will be pleased to make amends at the earliest possible opportunity.

To avoid the issue of disclosure of answer-related information to candidates, all copyright acknowledgements are reproduced online in the Cambridge Assessment International Education Copyright Acknowledgements Booklet. This is produced for each series of examinations and is freely available to download at www.cambridgeinternational.org after the live examination series.

Cambridge Assessment International Education is part of the Cambridge Assessment Group. Cambridge Assessment is the brand name of the University of Cambridge Local Examinations Syndicate (UCLES), which itself is a department of the University of Cambridge.

Need a home tutor? Visit smiletutor.sg

Cambridge IGCSE

Cambridge Assessment International Education
Cambridge International General Certificate of Secondary Education

CANDIDATE NAME

CENTRE NUMBER

CANDIDATE NUMBER

4237503255

SPANISH **0530/41**

Paper 4 Writing **October/November 2019**

1 hour

Candidates answer on the Question Paper.

No Additional Materials are required.

READ THESE INSTRUCTIONS FIRST

Write your centre number, candidate number and name in the spaces at the top of this page.
Write in dark blue or black pen.
Do not use staples, paper clips, glue or correction fluid.
DO **NOT** WRITE IN ANY BARCODES.

Answer **three** questions: Question **1**, Question **2 and** Question **3(a) or** Question **3(b) or** Question **3(c)**.

The number of marks is given in brackets [ ] at the end of each question or part question.

This syllabus is regulated for use in England, Wales and Northern Ireland as a Cambridge International Level 1/Level 2 Certificate.

This document consists of **6** printed pages and **2** blank pages.

DC (LK) 162312/3
© UCLES 2019

Cambridge Assessment International Education

[Turn over

Need a home tutor? Visit smiletutor.sg

BLANK PAGE

Need a home tutor? Visit smiletutor.sg

© UCLES 2019

Sección 1

1 ¿Adónde vas con tus amigos/amigas?

Haz una lista **en español** de 8 lugares.

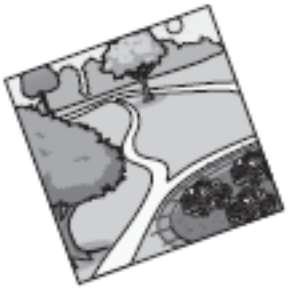

Ejemplo:





Ejemplo: Discoteca

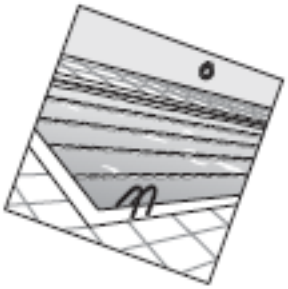



1 _____

2 _____

3 _____



4 _____

5 _____



6 _____

7 _____

8 _____







[Total: 5]

Need a home tutor? Visit smiletutor.sg

© UCLES 2019

[Turn over

2 Mi familia

- Describe tu familia.
- ¿Qué tipo de actividades haces con tu familia?
- ¿Cuál es la comida preferida de tu familia? Explica por qué.
- ¿Cómo sería un(a) hermano/a ideal?

Debes escribir entre 80 y 90 palabras **en español**.

.....

.....

.....

.....

.....

.....

.....

.....

.....

.....

.....

.....

.....

.....

[Total: 15]

Need a home tutor? Visit smiletutor.sg

Dar la vuelta para la Sección 2.

Need a home tutor? Visit smiletutor.sg

Sección 2

3 Elige **uno** de estos temas.

Debes escribir entre 130 y 140 palabras en español.

(a) Un trabajo de verano

Escribe un e-mail a tu amigo/amiga sobre tu trabajo de verano.

- Describe el trabajo que estás haciendo.
- ¿Cómo fue el primer día?
- ¿Qué has aprendido?
- ¿Qué es lo peor de este trabajo?
- ¿Cuáles son las ventajas de tener un trabajo de verano?

O

(b) Las zonas turísticas

Escribe un artículo sobre este tema.

- Describe un fin de semana que pasaste en una zona turística.
- ¿Qué aprendiste de la región?
- Durante el año, ¿cuántas veces visitas zonas turísticas?
- En tu opinión, ¿por qué (no) sería una buena experiencia vivir en una zona turística?
- ¿Causa el turismo daño al medio ambiente? Explica por qué (no).

O

(c) "Estaba en clase cuando la directora del colegio, con una cara feliz, entró acompañada por mis padres…"

Continúa la historia.

- ¿Qué estabas haciendo en la clase?
- ¿Cómo te sentiste al ver a tus padres? Explica por qué.
- ¿Qué anunció la directora?
- Cuenta lo que hiciste después.

Need a home tutor? Visit smiletutor.sg

© UCLES 2019

ESCRIBE TU RESPUESTA A LA PREGUNTA 3 AQUÍ

[Total: 30]

Need a home tutor? Visit smiletutor.sg

BLANK PAGE

Permission to reproduce items where third-party owned material protected by copyright is included has been sought and cleared where possible. Every reasonable effort has been made by the publisher (UCLES) to trace copyright holders, but if any items requiring clearance have unwittingly been included, the publisher will be pleased to make amends at the earliest possible opportunity.

To avoid the issue of disclosure of answer-related information to candidates, all copyright acknowledgements are reproduced online in the Cambridge Assessment International Education Copyright Acknowledgements Booklet. This is produced for each series of examinations and is freely available to download at www.cambridgeinternational.org after the live examination series.

Cambridge Assessment International Education is part of the Cambridge Assessment Group. Cambridge Assessment is the brand name of the University of Cambridge Local Examinations Syndicate (UCLES), which itself is a department of the University of Cambridge.

Need a home tutor? Visit smiletutor.sg

Cambridge IGCSE

Cambridge Assessment International Education
Cambridge International General Certificate of Secondary Education

CANDIDATE NAME

CENTRE NUMBER

CANDIDATE NUMBER

3712926893

SPANISH **0530/42**

Paper 4 Writing **October/November 2019**

1 hour

Candidates answer on the Question Paper.

No Additional Materials are required.

READ THESE INSTRUCTIONS FIRST

Write your centre number, candidate number and name in the spaces at the top of this page.
Write in dark blue or black pen.
Do not use staples, paper clips, glue or correction fluid.
DO **NOT** WRITE IN ANY BARCODES.

Answer **three** questions: Question **1**, Question **2 and** Question **3(a) or** Question **3(b) or** Question **3(c)**.

The number of marks is given in brackets [ ] at the end of each question or part question.

This syllabus is regulated for use in England, Wales and Northern Ireland as a Cambridge International Level 1/Level 2 Certificate.

This document consists of **6** printed pages and **2** blank pages.

DC (LK) 162313/2
© UCLES 2019

Cambridge Assessment International Education

[Turn over

Need a home tutor? Visit smiletutor.sg

BLANK PAGE

Need a home tutor? Visit smiletutor.sg

© UCLES 2019

Sección 1

1 Estás en tu dormitorio.

Haz una lista **en español** de **8** cosas que puedes ver.



Ejemplo:





Ejemplo: Lámpara





1 _____

2 _____

3 _____

4 _____

5 _____

6 _____

7 _____

8 _____





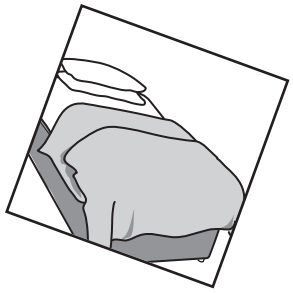





[Total: 5]

Need a home tutor? Visit smiletutor.sg

© UCLES 2019

[Turn over

2 Mi colegio

- Describe tu colegio.
- ¿Por qué (no) te gusta tu colegio?
- ¿Cuál es tu asignatura preferida? Explica por qué.
- ¿Qué vas a hacer esta tarde después del colegio?

Debes escribir entre 80 y 90 palabras **en español**.

.....

.....

.....

.....

.....

.....

.....

.....

.....

.....

.....

.....

.....

.....

[Total: 15]

Need a home tutor? Visit smiletutor.sg

Dar la vuelta para la Sección 2.

Need a home tutor? Visit smiletutor.sg

Sección 2

3 Elige **uno** de estos temas.

Debes escribir entre 130 y 140 palabras en español.

(a) Mudarse de casa

Escribe un e-mail a tu amigo/amiga sobre tu casa nueva.

- ¿Cuándo te mudaste de casa?
- Describe la urbanización donde vives ahora.
- ¿Cómo era tu casa anterior?
- ¿Por qué tuvo que cambiar de casa tu familia?
- ¿Cuáles son las ventajas de tu casa nueva?

O

(b) Las grandes ciudades

Escribe un artículo sobre este tema.

- Describe la última vez que visitaste una ciudad grande.
- ¿Qué medios de transporte usaste para viajar por la ciudad?
- Durante el año, ¿pasas la mayoría del tiempo en un pueblo o en una ciudad?
- ¿Los jóvenes deben conocer la ciudad capital de su país? Explica por qué (no).
- En tu opinión, ¿qué es lo bueno **o** lo malo de vivir en una ciudad grande?

O

(c) "La semana pasada conocí a un(a) deportista famoso/a. ¡Mi opinión de él/ella ha cambiado completamente!..."

Continúa la historia.

- Describe el encuentro con el/la deportista. (¿dónde? ¿cuándo?)
- ¿Qué estaba haciendo el/la deportista?
- ¿Cómo te sentiste al hablar con él/ella?
- ¿Por qué cambió tu opinión del/de la deportista?
- ¿Cuándo volverás a ver al/a la deportista?

Need a home tutor? Visit smiletutor.sg

© UCLES 2019

ESCRIBE TU RESPUESTA A LA PREGUNTA 3 AQUÍ

.....

.....

.....

.....

.....

.....

.....

.....

.....

.....

.....

.....

.....

.....

.....

.....

.....

.....

.....

.....

.....

.....

.....

.....

.....

[Total: 30]

Need a home tutor? Visit smiletutor.sg

© UCLES 2019

BLANK PAGE

Permission to reproduce items where third-party owned material protected by copyright is included has been sought and cleared where possible. Every reasonable effort has been made by the publisher (UCLES) to trace copyright holders, but if any items requiring clearance have unwittingly been included, the publisher will be pleased to make amends at the earliest possible opportunity.

To avoid the issue of disclosure of answer-related information to candidates, all copyright acknowledgements are reproduced online in the Cambridge Assessment International Education Copyright Acknowledgements Booklet. This is produced for each series of examinations and is freely available to download at www.cambridgeinternational.org after the live examination series.

Cambridge Assessment International Education is part of the Cambridge Assessment Group. Cambridge Assessment is the brand name of the University of Cambridge Local Examinations Syndicate (UCLES), which itself is a department of the University of Cambridge.

Need a home tutor? Visit smiletutor.sg

Cambridge IGCSE

Cambridge Assessment International Education
Cambridge International General Certificate of Secondary Education

CANDIDATE NAME

CENTRE NUMBER | | | | | |

CANDIDATE NUMBER | | | | |

2373466625

SPANISH **0530/43**

Paper 4 Writing **October/November 2019**

1 hour

Candidates answer on the Question Paper.

No Additional Materials are required.

READ THESE INSTRUCTIONS FIRST

Write your centre number, candidate number and name in the spaces at the top of this page.
Write in dark blue or black pen.
Do not use staples, paper clips, glue or correction fluid.
DO **NOT** WRITE IN ANY BARCODES.

Answer **three** questions: Question **1**, Question **2 and** Question **3(a) or** Question **3(b) or** Question **3(c)**.

The number of marks is given in brackets [ ] at the end of each question or part question.

This syllabus is regulated for use in England, Wales and Northern Ireland as a Cambridge International Level 1/Level 2 Certificate.

This document consists of **6** printed pages and **2** blank pages.

DC (LK/TP) 162314/3
© UCLES 2019

Cambridge Assessment International Education

[Turn over

Need a home tutor? Visit smiletutor.sg

BLANK PAGE

Need a home tutor? Visit smiletutor.sg

© UCLES 2019

Sección 1

1 ¿Qué te gusta comer en un restaurante?

Haz una lista **en español** de **8** cosas.



Ejemplo:





Ejemplo: Arroz

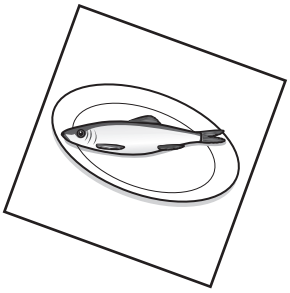

1 _____

2 _____

3 _____

4 _____

5 _____

6 _____

7 _____

8 _____













[Total: 5]

Need a home tutor? Visit smiletutor.sg

© UCLES 2019

[Turn over

2 Mi ciudad/pueblo y los medios de transporte

- ¿Cómo es la ciudad/el pueblo donde vives?
- Para ir al colegio, ¿qué medios de transporte usas?
- ¿Cómo viajas cuando vas de vacaciones?
- ¿Te gustaría tener un coche? Explica por qué (no).

Debes escribir entre 80 y 90 palabras **en español**.

.....

.....

.....

.....

.....

.....

.....

.....

.....

.....

.....

.....

.....

.....

[Total: 15]

Need a home tutor? Visit smiletutor.sg

Dar la vuelta para la Sección 2.

Need a home tutor? Visit smiletutor.sg

Sección 2

3 Elige **uno** de estos temas.

Debes escribir entre 130 y 140 palabras en español.

(a) Tu visita a la casa de un miembro de tu familia

Escribe un e-mail a tu amigo/amiga sobre tu visita a la casa de un(a) pariente.

- ¿A quién visitaste y cuándo?
- ¿Qué hiciste durante tu visita?
- ¿Cómo lo pasaste?
- ¿Quién es tu pariente favorito/a?
- En tu opinión, ¿por qué es importante pasar tiempo con los miembros de la familia?

O

(b) El "Día del Deporte" en tu colegio

Escribe un artículo sobre este tema.

- ¿Cuándo se celebró el "Día del Deporte"?
- ¿En qué deportes participaste?
- Durante la semana, ¿con qué frecuencia practicas los deportes?
- En tu opinión, ¿cuál es el mejor deporte?
- ¿Deben los jóvenes practicar más deportes? Explica por qué (no).

O

(c) "Estaba en las montañas cuando vi un animal salvaje…"

Continúa la historia.

- ¿Qué estabas haciendo en las montañas?
- ¿Qué hizo el animal cuando te vio?
- ¿Cómo te sentiste en ese momento? Explica por qué.
- Cuenta lo que hiciste después.

Need a home tutor? Visit smiletutor.sg

© UCLES 2019

ESCRIBE TU RESPUESTA A LA PREGUNTA 3 AQUÍ

[Total: 30]

Need a home tutor? Visit smiletutor.sg

BLANK PAGE

Permission to reproduce items where third-party owned material protected by copyright is included has been sought and cleared where possible. Every reasonable effort has been made by the publisher (UCLES) to trace copyright holders, but if any items requiring clearance have unwittingly been included, the publisher will be pleased to make amends at the earliest possible opportunity.

To avoid the issue of disclosure of answer-related information to candidates, all copyright acknowledgements are reproduced online in the Cambridge Assessment International Education Copyright Acknowledgements Booklet. This is produced for each series of examinations and is freely available to download at www.cambridgeinternational.org after the live examination series.

Cambridge Assessment International Education is part of the Cambridge Assessment Group. Cambridge Assessment is the brand name of the University of Cambridge Local Examinations Syndicate (UCLES), which itself is a department of the University of Cambridge.

Need a home tutor? Visit smiletutor.sg

Cambridge Assessment International Education
Cambridge International General Certificate of Secondary

SPANISH **0530/11**

Paper 1 Listening **October/November 2019**

TRANSCRIPT

Approx. 45 minutes

This syllabus is regulated for use in England, Wales and Northern Ireland as a Cambridge International Level 1/Level 2 Certificate.

This document consists of **12** printed pages.

© UCLES 2019

Need a home tutor? Visit smiletutor.sg

TRACK 1

ENG This is the Cambridge Assessment International Education, Cambridge IGCSE, November 2019 Examination, in Spanish. Paper 1, Listening.

TRACK 2

M1 **Sección 1**

M1 **Ejercicio 1. Preguntas 1 a 8.**

M1 En esta sección del examen vas a oír una serie de observaciones o diálogos cortos que podrías oír en países donde se habla español.

M1 Para cada pregunta indica tu respuesta escribiendo una X en la casilla correcta.

M1 Vas a oír cada observación o diálogo dos veces.

M1 Estás en una playa en España.

M1 **Número 1**

M1 Tu amiga dice:

* [SETTING: EXTERIOR]

F2 *Me voy a nadar.*

M1 ¿Qué va a hacer tu amiga? **

PAUSE 00'10"
REPEAT FROM * TO **
PAUSE 00'05"

M1 **Número 2**

M1 Tu amiga te pide algo:

* [SETTING: EXTERIOR]

F2 *¿Me das la toalla, por favor?*

M1 ¿Qué te pide tu amiga? **

PAUSE 00'10"
REPEAT FROM * TO **
PAUSE 00'05"

Need a home tutor? Visit smiletutor.sg

© UCLES 2019

M1 **Número 3**

M1 Tu amiga dice:

* [SETTING: EXTERIOR]

F2 *Juan es el chico con el bañador negro.*

M1 ¿Cuál es Juan? **

PAUSE 00'10"
REPEAT FROM * TO **
PAUSE 00'05"

M1 **Número 4**

M1 Juan dice:

* [SETTING: EXTERIOR]

M2 *Vamos a ir en barco.*

M1 ¿Qué quiere hacer Juan? **

PAUSE 00'10"
REPEAT FROM * TO **
PAUSE 00'05"

M1 **Número 5**

M1 Juan dice:

* [SETTING: EXTERIOR]

M2 *Tengo unas uvas deliciosas. ¿Quieres?*

M1 ¿Qué te ofrece Juan? **

PAUSE 00'10"
REPEAT FROM * TO **
PAUSE 00'05"

M1 **Número 6**

M1 Tu amiga dice:

* [SETTING: EXTERIOR]

F2 *Quiero tomar una limonada.*

M1 ¿Qué quiere tomar tu amiga? **

PAUSE 00'10"
REPEAT FROM * TO **
PAUSE 00'05"

Need a home tutor? Visit smiletutor.sg

M1 **Número 7**

M1 Tu amiga dice:

* [SETTING: EXTERIOR]

F2 *Necesito doce euros.*

M1 ¿Cuánto dinero necesita tu amiga? **

PAUSE 00'10"
REPEAT FROM * TO **
PAUSE 00'05"

M1 **Número 8**

M1 Juan dice:

* [SETTING: EXTERIOR]

M2 *Vamos porque hay mucho viento.*

M1 ¿Qué tiempo hace? **

PAUSE 00'10"
REPEAT FROM * TO **
PAUSE 00'05"

Need a home tutor? Visit smiletutor.sg

© UCLES 2019

TRACK 3

M1 **Ejercicio 2. Preguntas 9 a 15.**

M1 Vas a oír un anuncio sobre una oferta de esquí. Escúchalo con atención y completa la ficha en español. Habrá una pausa durante el anuncio.

M1 Vas a oír el anuncio dos veces, pero antes tienes unos segundos para leer las preguntas.

PAUSE 00'30"

* [SETTING: ANNOUNCEMENT]

F1 *Hola. Buenos días a todos. Ya está aquí el invierno y pronto empezará la nueva temporada de esquí. Será una temporada maravillosa para los aficionados al esquí porque este invierno, por suerte, hay mucha nieve.*

Hay cantidades de ofertas pero esta oferta es especial para familias porque ¡los niños menores de once años van gratis!

El precio de la excursión incluye, además del hotel, el billete de avión. ¡No se lo pierdan!

PAUSE 00'05"

F1 *El hotel es de primera clase. Todas las habitaciones tienen televisión. Eso sí, no hay ordenadores pero sí hay Internet.*

En el restaurante, se sirve el desayuno desde las ocho hasta las diez de la mañana. Se puede comer todo lo que uno quiera.

Desde el hotel se puede ir caminando a las pistas de esquí. También hay unos bosques muy bonitos y un lago grande en las montañas.

Para el que no esté muy cansado, por la noche hay una discoteca en el hotel. Pasará una semana inolvidable con su familia disfrutando de la nieve. Los esperamos a todos. **

PAUSE 00'10"

M1 Ahora vas a oír el anuncio por segunda vez.

REPEAT FROM * TO **
PAUSE 00'10"

Need a home tutor? Visit smiletutor.sg

TRACK 4

M1 **Sección 2**

M1 **Ejercicio 1. Pregunta 16.**

M1 Vas a oír la opinión de cuatro jóvenes sobre su casa.

M1 Escucha lo que dicen con atención y escribe una X en la casilla si la afirmación es Verdad.

M1 Hay que marcar solo 6 casillas.

M1 Vas a oír lo que dicen dos veces, pero antes tienes unos segundos para leer las afirmaciones.

PAUSE 00'30"

M1 Escucha lo que dicen los jóvenes.

* [SETTING: INTERIOR]

M2 *Soy Jaime. Vivo en un apartamento en el décimo piso así que desde el comedor hay una buena vista de la ciudad. Mi dormitorio tiene un balcón. Es pequeño pero de todos modos me puedo sentar afuera si hace buen tiempo. ¡Eso me encanta! Mis dos hermanas comparten el dormitorio; por eso es más grande que el mío.*

PAUSE 00'05"

F2 *Me llamo Rosario. Mi casa tiene un jardín muy grande donde puedo jugar con mi perro. Mi hermano menor anda en bicicleta por el jardín porque es muy pequeño para andar por la calle. Hay varios árboles grandes y a mi hermano le gusta subir y pasar allí mucho tiempo. Dice que así nadie ve lo que está haciendo.*

PAUSE 00'05"

M1 *Soy Manuel. Yo paso mucho tiempo en el salón de mi casa porque allí puedo ver la televisión. Además, mi dormitorio es muy pequeño. Hago los deberes en el comedor porque me gusta usar la mesa grande. Claro que tengo que darme prisa para terminar antes de la cena. Siempre soy el que pongo la mesa y mi hermana pone los platos en el lavaplatos.*

PAUSE 00'05"

F1 *Me llamo Carmen. Vivo en una casa que se encuentra muy cerca de mi colegio. Por eso puedo ir caminando. No tiene jardín pero no me importa porque hay un parque a cinco minutos andando y voy a jugar allí cuando quiero. También me encuentro con otras amigas del barrio. Mi dormitorio está al lado del baño. El comedor da a la calle.* **

PAUSE 00'10"

M1 Ahora vas a oír a los jóvenes por segunda vez.

REPEAT FROM * TO **
PAUSE 00'10"

Need a home tutor? Visit smiletutor.sg

© UCLES 2019

TRACK 5

M2 **Ejercicio 2. Preguntas 17 a 25.**

M2 Vas a oír una entrevista con Jorge, que cuenta sobre un proyecto que trató de organizar.

M2 Escúchala con atención y contesta a las preguntas.

M2 Habrá una pausa durante la entrevista.

M2 **Primera parte: Preguntas 17 a 21.**

M2 En cada frase hay algo que no corresponde a lo que se dice en la entrevista. Escucha la entrevista y escribe la palabra correcta en español.

M2 Vas a oír la primera parte de la entrevista dos veces, pero antes tienes unos segundos para leer las preguntas 17 a 21.

PAUSE 00'30"

* [SETTING: INTERIOR]

F1 *Hola Jorge. Cuéntanos sobre tu proyecto.*

M1 *Por casualidad, un día vi un documental en Internet que hablaba sobre el problema que tiene mucha gente que se encuentra muy sola.*

F1 *Sí, es un problema serio.*

M1 *Sobre todo en las grandes ciudades donde vive más gente.*

F1 *Así es.*

M1 *Por eso, con ayuda de cuatro amigos, decidí organizar una reunión para gente que está sola.*

F1 *¡Qué bien!*

M1 *Pusimos letreros por todos lados invitando a la gente que estaba sola a venir a encontrarse con nosotros en una plaza.*

F1 *¿Hubo algún problema el día de la reunión?*

M1 *Sí. Fue un día con un tiempo horrible.* **

PAUSE 00'20"

M2 Ahora vas a oír la primera parte de la entrevista por segunda vez.

REPEAT FROM * TO **
PAUSE 00'20"

Need a home tutor? Visit smiletutor.sg

M2 **Segunda parte: Preguntas 22 a 25.**

M2 Vas a oír la segunda parte de la entrevista dos veces. Escúchala y contesta a las preguntas en español. Tienes unos segundos para leer las preguntas.

PAUSE 00'30"

*** [SETTING: INTERIOR]

F1 *Y ¿qué pasó?*

M1 *Realmente no pasó nada porque ¡no vino nadie! Fue triste para nosotros porque teníamos mucha ilusión en este proyecto.*

F1 *¿Y entonces?*

M1 *Conversando con mis amigos y mis padres, me di cuenta de que organizar un proyecto así era difícil.*

F1 *¿Todo terminó ahí?*

M1 *No. Pensé que seguramente ya existía alguien que hacía este trabajo. Encontré un grupo en una iglesia cercana que estaba buscando voluntarios. Me aceptaron en seguida.*

F1 *¿Te parece que te sirvió de algo esta experiencia?*

M1 *Sí. Aprendí a trabajar en grupo con los otros chicos. Al principio tuve problemas pero ahora nos llevamos perfectamente.* ****

PAUSE 00'20"

M2 Ahora vas a oír la segunda parte de la entrevista por segunda vez.

REPEAT FROM *** TO ****
PAUSE 00'20"

Need a home tutor? Visit smiletutor.sg

© UCLES 2019

TRACK 6

M1 **Sección 3**

M1 **Ejercicio 1. Preguntas 26 a 31.**

M1 Vas a oír una entrevista en la radio con Francisca, que cuenta cómo es su vida de bailarina.

M1 Escúchala con atención y contesta a las preguntas escribiendo una X en la casilla correcta.

M1 Habrá una pausa durante la entrevista.

M1 Vas a oír la entrevista dos veces, pero antes tienes unos segundos para leer las preguntas.

PAUSE 01'00"

* [SETTING: INTERIOR]

M2 *Hola Francisca. ¿Cómo entraste en el mundo del baile?*

F2 *Empecé a bailar cuando aprendí a caminar. Tenía dos años y cuando estaba la radio encendida y escuchaba música me ponía a bailar. No paraba un momento, sobre todo cuando venía mi tía. ¡Le encantaba verme! Pero fue una vecina la que la convenció a mi madre para que me llevara a clases de baile. Tenía solo cuatro años; a mi padre le parecía que era demasiado pronto.*

M2 *Es cierto; una niña tan pequeña en una clase…*

F2 *Para llegar a ser buena bailarina hay que empezar muy joven. Yo no era la única niña pequeña en la clase. Eso sí, era la que más esfuerzo hacía para aprender los pasos porque me gustaba ser la mejor. La profesora me ponía como ejemplo a otras chicas en la clase que no se interesaban tanto.*

M2 *Y ¿qué pasó cuando empezaste a ir al colegio?*

F2 *Cuando empecé a ir al colegio, seguí más en serio con el baile porque mis padres me mandaron a una escuela de baile donde, además de hacer mi trabajo normal del colegio, tenía la práctica de baile. El problema era que no había una donde yo vivía, así que mi padre me llevaba en tren por la mañana y mi abuela me iba a buscar por la tarde e íbamos a su casa. Allí hacía los deberes y después venía mi madre a buscarme.*

PAUSE 00'15"

M2 *¿Supongo que tienes otros intereses además del baile?*

F2 *Es verdad que practico baile todos los días, pero el baile no es lo único que me interesa. Otra cosa que me gusta muchísimo es dibujar y ¡lo hago bastante bien! Voy a una clase de arte todos los jueves por la noche. ¡Nunca me la pierdo! Es un descanso después de hacer tanto baile.*

M2 *Volvamos al baile. Además de practicar, ¿las bailarinas tienen una dieta de comida especial?*

F2 *Como todo el mundo, las bailarinas tenemos que comer comida sana: carne, verduras frescas, lo que se recomienda comer a todo el mundo. A mí me encanta el chocolate pero es mejor comer fruta y evitar los dulces. Cualquier chica joven, que quiera estar bien en forma, hace lo mismo para estar sana, con la diferencia que yo no paro de hacer ejercicio todo el día.*

M2 *En este momento tienes una carrera brillante. ¿Qué planes tienes para el futuro?*

Need a home tutor? Visit smiletutor.sg

F2 *Por el momento voy a seguir bailando. No solo me encanta bailar; también me gustan mucho los viajes a distintos países, con diferentes compañeros de baile. Ahora bien, supongo que cuando me case y tenga hijos voy a preferir una vida más tranquila y me gustaría ser profesora pero nunca dejaré el baile.*

M2 *Pues, muchas gracias por esta entrevista. ***

PAUSE 00'15"

M1 Ahora vas a oír la entrevista por segunda vez.

REPEAT FROM * TO **
PAUSE 00'15"

Need a home tutor? Visit smiletutor.sg

© UCLES 2019

TRACK 7

M1 **Ejercicio 2. Preguntas 32 a 40.**

M1 Vas a oír una entrevista con Roberto, que cuenta un viaje que hizo por Guatemala.

M1 Escúchala con atención y contesta a las preguntas en español.

M1 Habrá dos pausas durante la entrevista.

M1 Vas a oír la entrevista dos veces, pero antes tienes unos segundos para leer las preguntas.

PAUSE 00'45"

* [SETTING: INTERIOR]

F1 *Roberto, cuéntanos tu viaje por Guatemala.*

M2 *Hacía mucho que soñaba con hacer este viaje y tenía decidido hacerlo al terminar la universidad. Además un amigo, Luis, quiso venir conmigo.*

F1 *Siempre es mejor viajar acompañado.*

M2 *Eso pensé, pero en seguida tuvimos problemas porque Luis quería viajar de forma diferente; no lo que yo tenía pensado.*

F1 *¿Por qué?*

M2 *Yo quería viajar como la gente del lugar: en transporte público. Sabía que iba a ser incómodo pero no me importaba. Luis decía que así no se podía disfrutar del viaje. Quería los autocares de turistas.*

PAUSE 00'20"

F1 *Y ¿qué pasó?*

M2 *Decidimos empezar a viajar en tren pero el viaje en tren… ¡qué drama! Lo único que hicimos fue pelear. Pensé que eso no se podría arreglar. Por suerte me equivoqué.*

F1 *¡Qué bien! ¿Qué pasó?*

M2 *Luis me dijo que yo había decidido hacer este viaje, por eso tenía derecho a elegir qué hacer. Me quedé muy contento porque me dijo que me iba a seguir, y si no podía, se iría por su lado sin molestarme.*

F1 *¿Entonces?*

M2 *Salimos para cruzar una selva tropical. Eso parecía encantador en el folleto de turismo pero después de caminar dos horas, con el peso de la mochila, el calor, los insectos... me di cuenta de que era demasiado duro para seguir así.*

PAUSE 00'20"

F1 *¿Y entonces?*

Need a home tutor? Visit smiletutor.sg

M2 *Cuando llegamos a un pueblo, buscamos un hotel para quedarnos y descansar. Allí tuvimos una sorpresa agradable: había una fiesta importante. Nos dijeron que asistiría todo el pueblo.*

F1 *¿Qué tal fue la fiesta?*

M2 *¡Maravillosa! Pudimos ver los bailes tradicionales con trajes típicos. Nos encantó porque era algo verdadero, no solo para los turistas.*

F1 *¿Cómo continuó el viaje?*

M2 *Visitamos varios pueblos, lugares maravillosos por su naturaleza y las ruinas históricas pero para poder disfrutar hicimos todo de forma tranquila. Lo más importante fue que Luis y yo terminamos más amigos que antes. ***

PAUSE 00'45"

M1 Ahora vas a oír la entrevista por segunda vez.

REPEAT FROM * TO **
PAUSE 00'45"

M1 Se ha terminado el examen. Cierra tu cuestionario.

ENG This is the end of the examination.

Permission to reproduce items where third-party owned material protected by copyright is included has been sought and cleared where possible. Every reasonable effort has been made by the publisher (UCLES) to trace copyright holders, but if any items requiring clearance have unwittingly been included, the publisher will be pleased to make amends at the earliest possible opportunity.

To avoid the issue of disclosure of answer-related information to candidates, all copyright acknowledgements are reproduced online in the Cambridge Assessment International Education Copyright Acknowledgements Booklet. This is produced for each series of examinations and is freely available to download at www.cambridgeinternational.org after the live examination series.

Cambridge Assessment International Education is part of the Cambridge Assessment Group. Cambridge Assessment is the brand name of the University of Cambridge Local Examinations Syndicate (UCLES), which itself is a department of the University of Cambridge.

Need a home tutor? Visit smiletutor.sg

Cambridge Assessment International Education
Cambridge International General Certificate of Secondary Education

SPANISH **0530/12**

Paper 1 Listening **October/November 2019**

TRANSCRIPT

Approx. 45 minutes

This syllabus is regulated for use in England, Wales and Northern Ireland as a Cambridge International Level 1/Level 2 Certificate.

This document consists of **12** printed pages.

© UCLES 2019

Need a home tutor? Visit smiletutor.sg

TRACK 1

ENG This is the Cambridge Assessment International Education, Cambridge IGCSE, November 2019 Examination, in Spanish. Paper 1, Listening.

TRACK 2

M1 **Sección 1**

M1 **Ejercicio 1. Preguntas 1 a 8.**

M1 En esta sección del examen vas a oír una serie de observaciones o diálogos cortos que podrías oír en países donde se habla español.

M1 Para cada pregunta indica tu respuesta escribiendo una X en la casilla correcta.

M1 Vas a oír cada observación o diálogo dos veces.

M1 Estás en España en la casa de tu amiga española.

M1 **Número 1**

M1 Tu amiga habla del plan para esta tarde:

* [SETTING: INTERIOR]

F2 *Hoy mi abuela cumple sesenta años.*

M1 ¿Cuántos años cumple su abuela? **

PAUSE 00'10"
REPEAT FROM * TO **
PAUSE 00'05"

M1 **Número 2**

M1 Tu amiga te dice:

* [SETTING: INTERIOR]

F2 *Vamos a la fiesta a las siete y media.*

M1 ¿A qué hora vais a la fiesta? **

PAUSE 00'10"
REPEAT FROM * TO **
PAUSE 00'05"

Need a home tutor? Visit smiletutor.sg

© UCLES 2019

M1 **Número 3**

M1 Le preguntas a tu amiga cómo vais a ir. Tu amiga responde:

* [SETTING: INTERIOR]

F2 *Vamos a ir a la fiesta en tren.*

M1 ¿Cómo vais a ir a la fiesta? **

PAUSE 00'10"
REPEAT FROM * TO **
PAUSE 00'05"

M1 **Número 4**

M1 Luego tu amiga dice:

* [SETTING: INTERIOR]

F2 *Voy a llevar mi nuevo vestido negro.*

M1 ¿Qué va a llevar tu amiga? **

PAUSE 00'10"
REPEAT FROM * TO **
PAUSE 00'05"

M1 **Número 5**

M1 Tu amiga dice:

* [SETTING: INTERIOR]

F2 *Le voy a regalar un collar a mi abuela.*

M1 ¿Qué le va a regalar a su abuela? **

PAUSE 00'10"
REPEAT FROM * TO **
PAUSE 00'05"

M1 **Número 6**

M1 Estás ahora en la fiesta. Tu amiga dice:

* [SETTING: INTERIOR]

F2 *La chica con el pelo largo y moreno es Ana.*

M1 ¿Cómo es Ana? **

PAUSE 00'10"
REPEAT FROM * TO **
PAUSE 00'05"

Need a home tutor? Visit smiletutor.sg

M1 **Número 7**

M1 Luego tu amiga dice:

* [SETTING: INTERIOR]

F2 *Ana es profesora de historia.*

M1 ¿En qué trabaja Ana? **

PAUSE 00'10"
REPEAT FROM * TO **
PAUSE 00'05"

M1 **Número 8**

M1 Tu amiga habla de los pasatiempos de Ana:

* [SETTING: INTERIOR]

F2 *A Ana le gusta ir a los museos.*

M1 ¿Qué le gusta hacer a Ana? **

PAUSE 00'10"
REPEAT FROM * TO **
PAUSE 00'05"

Need a home tutor? Visit smiletutor.sg

© UCLES 2019

TRACK 3

M1 **Ejercicio 2. Preguntas 9 a 15.**

M1 Vas a oír un anuncio sobre un campamento de estudio. Escúchalo con atención y completa la ficha en español. Habrá una pausa durante el anuncio.

M1 Vas a oír el anuncio dos veces, pero antes tienes unos segundos para leer las preguntas.

PAUSE 00'30"

* [SETTING: INTERIOR]

F1 *Ven a nuestro campamento de estudio en un centro al lado de un lago muy bonito.*

El campamento dura una semana y las clases son desde las nueve hasta las cinco.

Todas las mañanas hay clases de dibujo en nuestras aulas modernas. Las clases duran tres horas y hay doce estudiantes en cada grupo. Nuestros profesores son muy buenos y pueden ayudarte con tus ideas.

Durante el recreo se puede tomar algo en el comedor. Siempre hay mucho que escoger y nuestro cocinero hace un pastel de chocolate delicioso.

PAUSE 00'05"

F1 *Por las tardes, ¿por qué no estudiar una lengua? Ofrecemos clases de inglés con profesores de Inglaterra. Seguro que vas a aprender mucho.*

Si prefieres hacer un poco de ejercicio, tenemos un programa muy amplio de deportes. En el campo se puede jugar al fútbol y también hay dos canchas de tenis.

*Los viernes siempre hacemos una excursión en autocar a la costa. Allí podemos practicar deportes en el agua como vela y nadar en el mar o también construir castillos en la playa. Terminamos el día en un restaurante con una cena especial. ***

PAUSE 00'10"

M1 Ahora vas a oír el anuncio por segunda vez.

REPEAT FROM * TO **
PAUSE 00'10"

Need a home tutor? Visit smiletutor.sg

TRACK 4

M1 **Sección 2**

M1 **Ejercicio 1. Pregunta 16.**

M1 Vas a oír la opinión de cuatro jóvenes sobre sus experiencias de trabajo.

M1 Escucha lo que dicen con atención y escribe una X en la casilla si la afirmación es Verdad.

M1 Hay que marcar solo 6 casillas.

M1 Vas a oír lo que dicen dos veces, pero antes tienes unos segundos para leer las afirmaciones.

PAUSE 00'30"

M1 Escucha lo que dicen los jóvenes.

* [SETTING: INTERIOR]

F2 *Me llamo Teresa. Estoy haciendo mi experiencia de trabajo en un hospital cerca de mi casa. Todos los días veo a los médicos hablar con los enfermos y ayudo a las enfermeras a servir las comidas. Aprendo mucho y ahora sé que ser médico es una profesión muy dura pero importante. En el futuro quiero ser médica porque hay muchas familias pobres que necesitan ayuda.*

PAUSE 00'05"

M1 *Hola. Soy Ricardo. Estoy haciendo dos semanas de experiencia de trabajo organizada por mi instituto. Siempre tengo mucho que hacer y es difícil tener tiempo para ir al comedor. Yo siempre llevo una manzana y la como en cualquier momento. Me gusta trabajar en equipo; me llevo bien con mis compañeros y estoy aprendiendo mucho de ellos.*

PAUSE 00'05"

F1 *Hola. Mi nombre es Emilia. En el futuro quiero casarme y tener hijos y solo ocuparme de ellos porque pienso que ser madre es un trabajo muy importante. Por eso, no sabía qué hacer como mi experiencia de trabajo pero al fin estoy trabajando en la sección primaria de mi colegio ayudando a la maestra en clase. Me encanta estar con los niños.*

PAUSE 00'05"

M2 *Hola. Me llamo Juan. Trabajo en la cafetería de mi tía cerca de la playa en la Costa del Sol. Empiezo muy temprano a las seis y media y trabajo hasta muy tarde. Hay muchos turistas y tengo la oportunidad de hablar en inglés y francés. Me gusta el trabajo porque gano mucho dinero pero estoy muy cansado a menudo. Así que, en el futuro, quiero trabajar en una oficina para poder estar sentado todo el día. ***

PAUSE 00'10"

M1 Ahora vas a oír a los jóvenes por segunda vez.

REPEAT FROM * TO **
PAUSE 00'10"

Need a home tutor? Visit smiletutor.sg

© UCLES 2019

TRACK 5

M1 **Ejercicio 2. Preguntas 17 a 25.**

M1 Vas a oír una entrevista con Pablo, que cuenta de su trabajo en su restaurante.

M1 Escúchala con atención y contesta a las preguntas.

M1 Habrá una pausa durante la entrevista.

M1 **Primera parte: Preguntas 17 a 21.**

M1 En cada frase hay algo que no corresponde a lo que se dice en la entrevista. Escucha la entrevista y escribe la palabra correcta en español.

M1 Vas a oír la primera parte de la entrevista dos veces, pero antes tienes unos segundos para leer las preguntas 17 a 21.

PAUSE 00'30"

* [SETTING: INTERIOR]

F2 *Hola Pablo. Cuéntanos sobre tu día.*

M2 *Me levanto muy despacio. Preparo el desayuno (café, zumo, huevos y tostadas) para mis tres hijos. Desayuno viendo las noticias en la televisión o leyendo el periódico.*

F2 *¿Y después?*

M2 *Siempre hay que servir comida muy fresca en el restaurante. Así que voy al mercado en coche para comprar todas las frutas y verduras para el restaurante.*

F2 *¡Ah! Muy bien.*

M2 *Cuando llego al restaurante, organizo el menú especial del día y empiezo a cocinar esos platos. Servimos muchos desayunos sobre todo los jueves, que es el día del mercado, y también tenemos que preparar la comida.*

F2 *¿Hay mucho estrés?*

M2 *De vez en cuando, sí. Parece que todos los clientes llegan al mismo tiempo. Tengo que dar órdenes a los cocineros y camareros. Hay mucho ruido.*

F2 *Sí, seguro.*

M2 *Pero tengo mucha suerte; me encanta porque hay siempre nuevos platos que hacer. Nunca me aburro de mi trabajo. ***

PAUSE 00'20"

M1 Ahora vas a oír la primera parte de la entrevista por segunda vez.

REPEAT FROM * TO **
PAUSE 00'20"

Need a home tutor? Visit smiletutor.sg

M1 **Segunda parte: Preguntas 22 a 25.**

M1 Vas a oír la segunda parte de la entrevista dos veces. Escúchala y contesta a las preguntas en español. Tienes unos segundos para leer las preguntas.

PAUSE 00'30"

*** [SETTING: INTERIOR]

F2 *¿Te quedas en la cocina?*

M2 *No. También entro en el restaurante para hablar con los clientes. Necesito saber si están contentos.*

F2 *¿Y cuándo comes tú?*

M2 *Bueno, sobre las cuatro y media. No me gusta comer a esta hora porque no puedo relajarme. Además, no tengo mucho tiempo antes de empezar a trabajar otra vez.*

F2 *¿Vuelves a casa?*

M2 *Sí, porque quiero pasar un rato con mi familia. Me gusta estar con mis hijos cuando hacen los deberes. También ayudo a mi mujer planchando la ropa.*

F2 *Y luego, ¿otra vez al restaurante?*

M2 *Sí. Hago los menús para la cena, ayudo a los cocineros en la cocina y charlo otra vez con los clientes. Finalmente, vuelvo a casa a medianoche. Me gusta leer un poco en la cama antes de dormirme y al día siguiente empiezo a hacerlo todo otra vez.* ****

PAUSE 00'20"

M1 Ahora vas a oír la segunda parte de la entrevista por segunda vez.

REPEAT FROM *** TO ****
PAUSE 00'20"

Need a home tutor? Visit smiletutor.sg

© UCLES 2019

TRACK 6

M2 **Sección 3**

M2 **Ejercicio 1. Preguntas 26 a 31.**

M2 Vas a oír una entrevista con Gustavo, que habla de su vida como músico.

M2 Escúchala con atención y contesta a las preguntas escribiendo una X en la casilla correcta.

M2 Habrá una pausa durante la entrevista.

M2 Vas a oír la entrevista dos veces, pero antes tienes unos segundos para leer las preguntas.

PAUSE 01'00"

* [SETTING: INTERIOR]

F1 *Hola Gustavo. ¿En qué trabajas actualmente?*

M1 *Soy director de una orquesta en Los Ángeles. Es muy agradable vivir en los Estados Unidos. La música es muy importante para mí y ahora tengo la oportunidad de practicarla viajando a otros países como Francia y Alemania pero también me encanta pasar tiempo en Colombia donde nací.*

F1 *¿La música siempre ha sido un interés para ti?*

M1 *Sí. Cuando era niño había mucha música clásica en casa. A mi abuela le gustaba escucharla, mi padre tocaba la trompeta y mi madre daba clases de canto a los niños de mi pueblo. A la edad de tres años, yo quería tocar un instrumento pero era demasiado pequeño, así que me hice miembro de un coro del barrio.*

F1 *Pero más tarde aprendiste a tocar el violín, ¿no?*

M1 *Sí, es verdad, desde que tenía ocho años. Era estudiante en la orquesta de mi barrio, un proyecto empezado en los años setenta. El director que la organizó quería animar a los jóvenes a unirse y a tocar música juntos. Pensaba que era un buen pasatiempo para tenernos a todos ocupados.*

PAUSE 00'15"

F1 *La orquesta de tu barrio, ¿todavía te interesa?*

M1 *Claro que sí. Ofrece muchas oportunidades y hoy ayuda a más de doscientos jóvenes. Hay muchos chicos de distintas edades que tocan y trabajan juntos. Es algo muy bonito. Para ser buen músico como soy, hay que estudiar y practicar mucho; no tengo nada especial ni único.*

F1 *¿Te gusta ser parte de una orquesta?*

M1 *Sí. Como director soy parte del equipo. Estos músicos son como mi familia, como mis hermanos; no soy nada sin ellos. Juntos tenemos mucho amor por la música y queremos dar este regalo de música al mundo.*

F1 *¿Cuáles son tus planes para el futuro?*

Need a home tutor? Visit smiletutor.sg

M1 *Continuar tocando con orquestas en Los Ángeles y por el mundo y pasar tiempo con mi hijo. A él también le gusta la música e ir a los conciertos. También voy a escribir la música para una película. ¡Tengo muchos planes! Lo cierto es que quiero llevar una vida muy feliz y también ayudar a los jóvenes.*

F1 *Es muy interesante lo que nos has contado hoy. Muy buena suerte con tus proyectos.* **

PAUSE 00'15"

M2 Ahora vas a oír la entrevista por segunda vez.

REPEAT FROM * TO **
PAUSE 00'15"

Need a home tutor? Visit smiletutor.sg

© UCLES 2019

TRACK 7

M1 **Ejercicio 2. Preguntas 32 a 40.**

M1 Vas a oír una entrevista con Pilar, que habla de su pueblo en Ecuador.

M1 Escúchala con atención y contesta a las preguntas en español.

M1 Habrá dos pausas durante la entrevista.

M1 Vas a oír la entrevista dos veces, pero antes tienes unos segundos para leer las preguntas.

PAUSE 00'45"

* [SETTING: INTERIOR]

M2 *Buenos días, Pilar. Para empezar, ¿puedes decirnos dónde exactamente vives?*

F2 *Sí. Vivo en un pueblo que está situado muy alto en las montañas. Tiene solo unos cuatro mil habitantes. Llevo toda mi vida viviendo allá.*

M2 *Y tu pueblo tiene cierta fama, ¿no?*

F2 *Sí, es verdad. Mucha gente lo llama "el pueblo de la vida larga" porque varios habitantes tienen más de cien años.*

M2 *¿Cuál es la razón de esto?*

F2 *La gente aquí lleva una vida muy sana. Trabaja mucho porque la mayoría vive en las granjas y sigue una dieta sana. Además, hay menos enfermedades aquí. Es por el agua; es excelente.*

PAUSE 00'20"

M2 *Y descríbenos el clima, por favor.*

F2 *También disfrutamos de un clima casi perfecto. No hace ni mucho calor ni mucho frío con temperaturas entre dieciocho y veintisiete grados. No se necesita calefacción central. Es una ventaja.*

M2 *¿Llueve mucho?*

F2 *Sí. La temporada de lluvia dura desde octubre hasta mayo. Esto quiere decir que el valle es siempre verde. Claro que cuando pasan muchos días que no para de llover, no lo podemos disfrutar.*

M2 *Bueno, ¡todo no se puede tener!*

F2 *Tienes razón. Además, casi no sufrimos de ninguna contaminación. El aire es muy limpio y el agua del río se vende en los mercados de la zona.*

PAUSE 00'20"

M2 *¿Cómo es el centro del pueblo?*

F2 *El centro es muy hermoso y antiguo y las calles son estrechas. Los edificios son encantadores. En la plaza mayor hay tiendas y restaurantes con patios grandes donde ponen las mesas.*

Need a home tutor? Visit smiletutor.sg

M2 *Parece muy impresionante.*

F2 *Sí, lo es. Y hay un mercado muy popular que vende joyas hechas a mano. A la gente le gustan porque son muy originales.*

M2 *¿Vienen turistas a tu pueblo?*

F2 *¡Por supuesto! Hay mucha naturaleza: los bosques cercanos, la sierra, los campos… y esto ha atraído últimamente a los que les gusta pintar. Es un pueblo maravilloso. ¡Me encanta vivir aquí!* **

PAUSE 00'45"

M1 Ahora vas a oír la entrevista por segunda vez.

REPEAT FROM * TO **
PAUSE 00'45"

M1 Se ha terminado el examen. Cierra tu cuestionario.

ENG This is the end of the examination.

Permission to reproduce items where third-party owned material protected by copyright is included has been sought and cleared where possible. Every reasonable effort has been made by the publisher (UCLES) to trace copyright holders, but if any items requiring clearance have unwittingly been included, the publisher will be pleased to make amends at the earliest possible opportunity.

To avoid the issue of disclosure of answer-related information to candidates, all copyright acknowledgements are reproduced online in the Cambridge Assessment International Education Copyright Acknowledgements Booklet. This is produced for each series of examinations and is freely available to download at www.cambridgeinternational.org after the live examination series.

Cambridge Assessment International Education is part of the Cambridge Assessment Group. Cambridge Assessment is the brand name of the University of Cambridge Local Examinations Syndicate (UCLES), which itself is a department of the University of Cambridge.

Need a home tutor? Visit smiletutor.sg

Cambridge Assessment International Education
Cambridge International General Certificate of Secondary Education

SPANISH **0530/13**

Paper 1 Listening **October/November 2019**

TRANSCRIPT

Approx. 45 minutes

This syllabus is regulated for use in England, Wales and Northern Ireland as a Cambridge International Level 1/Level 2 Certificate.

This document consists of **12** printed pages.

© UCLES 2019

Need a home tutor? Visit smiletutor.sg

TRACK 1

ENG This is the Cambridge Assessment International Education, Cambridge IGCSE, November 2019 Examination, in Spanish. Paper 1, Listening.

TRACK 2

M1 **Sección 1**

M1 **Ejercicio 1. Preguntas 1 a 8.**

M1 En esta sección del examen vas a oír una serie de observaciones o diálogos cortos que podrías oír en países donde se habla español.

M1 Para cada pregunta indica tu respuesta escribiendo una X en la casilla correcta.

M1 Vas a oír cada observación o diálogo dos veces.

M1 Estás en el aeropuerto con tu amiga española.

M1 **Número 1**

M1 La azafata te dice:

* [SETTING: INTERIOR]

F2 *¿Me puede mostrar la tarjeta de embarque?*

M1 ¿Qué tienes que mostrar a la azafata? **

PAUSE 00'10"
REPEAT FROM * TO **
PAUSE 00'05"

M1 **Número 2**

M1 La azafata te dice:

* [SETTING: INTERIOR]

F2 *Su puerta de embarque está en el segundo piso.*

M1 ¿En qué piso está tu puerta de embarque? **

PAUSE 00'10"
REPEAT FROM * TO **
PAUSE 00'05"

Need a home tutor? Visit smiletutor.sg

© UCLES 2019

M1 **Número 3**

M1 El agente de policía te dice:

* [SETTING: INTERIOR]

M2 *¿Se puede quitar el cinturón, por favor?*

M1 ¿Qué te tienes que quitar? **

PAUSE 00'10"
REPEAT FROM * TO **
PAUSE 00'05"

M1 **Número 4**

M1 El agente de policía te dice:

* [SETTING: INTERIOR]

M2 *No puede llevar la botella de agua al avión.*

M1 ¿Qué no puedes llevar al avión? **

PAUSE 00'10"
REPEAT FROM * TO **
PAUSE 00'05"

M1 **Número 5**

M1 Tu amiga te dice:

* [SETTING: INTERIOR]

F1 *Vamos a comprar unas revistas para el vuelo.*

M1 ¿Qué quiere comprar tu amiga? **

PAUSE 00'10"
REPEAT FROM * TO **
PAUSE 00'05"

M1 **Número 6**

M1 Tu amiga te dice:

* [SETTING: INTERIOR]

F1 *Nuestro vuelo sale a las once y media.*

M1 ¿A qué hora sale tu vuelo? **

PAUSE 00'10"
REPEAT FROM * TO **
PAUSE 00'05"

Need a home tutor? Visit smiletutor.sg

M1 **Número 7**

M1 En el avión, tu amiga te dice:

* [SETTING: INTERIOR]

F1 *Desde mi ventana se ve el mar.*

M1 ¿Qué se ve desde la ventana? **

PAUSE 00'10"
REPEAT FROM * TO **
PAUSE 00'05"

M1 **Número 8**

M1 En el avión tu amiga te dice:

* [SETTING: INTERIOR]

F1 *Vamos a pedir algo de comer.*

M1 ¿Qué quiere pedir tu amiga? **

PAUSE 00'10"
REPEAT FROM * TO **
PAUSE 00'05"

Need a home tutor? Visit smiletutor.sg

© UCLES 2019

TRACK 3

M1 **Ejercicio 2. Preguntas 9 a 15.**

M1 Vas a oír información sobre las fiestas de San Genaro. Escúchala con atención y completa la ficha en español. Habrá una pausa durante la información.

M1 Vas a oír la información dos veces, pero antes tienes unos segundos para leer las preguntas.

PAUSE 00'30"

* [SETTING: INTERIOR]

F1 *Mi pueblo celebra las fiestas de su patrón, San Genaro, entre el doce y el quince de mayo, con música y espectáculos para todos los públicos.*

El Ayuntamiento ofrece un completo programa cultural y de ocio que une lo tradicional y lo moderno. Son cuatro días con más de doscientos conciertos y actividades culturales gratuitas que tienen lugar en más de veinte parques y plazas del pueblo.

Los habitantes de mi pueblo tienen como tradición ir al lado de la iglesia de San Genaro a beber el agua de una fuente que hay allí.

También van a bailar en el parque vestidos con el traje típico de la región.

PAUSE 00'05"

F1 *Después, por la tarde, comen sentados en la hierba platos típicos como la tortilla de patatas.*

Para los más pequeños, que durante estos días tienen vacaciones y no van al colegio, también hay muchas actividades como el popular teatro infantil en el parque.

*También se ofrece la posibilidad de practicar deportes de raqueta para todas las edades en el polideportivo que estará abierto hasta tarde. ***

PAUSE 00'10"

M1 Ahora vas a oír la información por segunda vez.

REPEAT FROM * TO **
PAUSE 00'10"

Need a home tutor? Visit smiletutor.sg

TRACK 4

M1 **Sección 2**

M1 **Ejercicio 1. Pregunta 16.**

M1 Vas a oír la opinión de cuatro jóvenes sobre lo que comen.

M1 Escucha lo que dicen con atención y escribe una X en la casilla si la afirmación es Verdad.

M1 Hay que marcar solo 6 casillas.

M1 Vas a oír lo que dicen dos veces, pero antes tienes unos segundos para leer las afirmaciones.

PAUSE 00'30"

M1 Escucha lo que dicen los jóvenes.

* [SETTING: INTERIOR]

F2 *Hola, me llamo Camila. En mi casa comemos siempre todos juntos en familia. Mi padre sabe cocinar muy bien y pasa mucho tiempo preparando platos tradicionales que son deliciosos. Por el contrario, yo soy un poco perezosa y lo único que hago es poner la mesa cuando me lo piden mis padres. Salgo a menudo y normalmente cuando estoy fuera compro comida rápida en cualquier lado.*

PAUSE 00'05"

M1 *Me llamo Nicolás, ¿qué tal? Yo sé cocinar. Me llevo muy bien con mis tíos, que son muy buenos cocineros, y a mí me han enseñado mucho. Normalmente, mi novia y yo preparamos cosas juntos, sobre todo arroz con mariscos. El sabor es muy importante. También depende de la estación: en verano hacemos cosas frescas como ensaladas y en invierno cosas más pesadas.*

PAUSE 00'05"

F1 *Buenas, soy Estefanía. Mis padres preparan toda la comida en casa y comemos muy variado. Si no están, me hago algo fácil como unas patatas fritas. No me gusta nada cocinar pero aun así sigo una dieta sana. De lunes a viernes como en el colegio. Aunque mis padres llegan muy cansados del trabajo, lo mismo hacen la comida.*

PAUSE 00'05"

M2 *Hola, soy Juan. Yo como mucha comida basura. Tengo diecinueve años y el otro día el médico me dijo que tengo que cuidar más lo que como. Pero lo que pasa es que no es solo un problema de alimentación: también paso demasiado tiempo trabajando con el ordenador. Pero soy estudiante y como no tengo empleo, no puedo comprarme comida de buena calidad.* **

PAUSE 00'10"

M1 Ahora vas a oír a los jóvenes por segunda vez.

REPEAT FROM * TO **
PAUSE 00'10"

Need a home tutor? Visit smiletutor.sg

© UCLES 2019

TRACK 5

M1 **Ejercicio 2. Preguntas 17 a 25.**

M1 Vas a oír una entrevista con Luis, que cuenta su experiencia como estudiante de intercambio.

M1 Escúchala con atención y contesta a las preguntas.

M1 Habrá una pausa durante la entrevista.

M1 **Primera parte: Preguntas 17 a 21.**

M1 En cada frase hay algo que no corresponde a lo que se dice en la entrevista. Escucha la entrevista y escribe la palabra correcta en español.

M1 Vas a oír la primera parte de la entrevista dos veces, pero antes tienes unos segundos para leer las preguntas 17 a 21.

PAUSE 00'30"

* [SETTING: INTERIOR]

F2 *¿Cuándo comenzó esta aventura?*

M2 *La primera vez que escuché sobre este programa de intercambio, pensé que nunca lo lograría. Hay un método de selección que es exigente y hay momentos en que quieres dejarlo todo.*

F2 *¿Qué encontraste tan complicado?*

M2 *Para mí la prueba peor fue la entrevista, con los nervios de no saber qué preguntarían y qué contestar.*

F2 *¿Fue muy larga?*

M2 *Esa entrevista dura diez minutos pero parecen más, aunque cuando consigues el intercambio vale la pena todo el esfuerzo.*

F2 *¿Qué fue lo más difícil al partir?*

M2 *Llegaría a un nuevo país, en mi caso España, donde comenzaría de cero. Lo peor es que iba a dejar a la familia y a los amigos durante todo un año.*

F2 *¿Tenías alguna otra duda?*

M2 *Sí, claro. También tenía dudas sobre dónde iba a vivir, qué iba a comer, cuánto dinero iba a gastar, cómo iban a ser mis compañeros de clase, y muchas otras cosas más.* **

PAUSE 00'20"

M1 Ahora vas a oír la primera parte de la entrevista por segunda vez.

REPEAT FROM * TO **
PAUSE 00'20"

Need a home tutor? Visit smiletutor.sg

M1 **Segunda parte: Preguntas 22 a 25.**

M1 Vas a oír la segunda parte de la entrevista dos veces. Escúchala y contesta a las preguntas en español. Tienes unos segundos para leer las preguntas.

PAUSE 00'30"

*** [SETTING: INTERIOR]

F2 *¿Cómo vas en los estudios?*

M2 *Voy muy bien y saco muy buenas notas. Por algo esta universidad es famosa. Hay una biblioteca en línea y los profesores ayudan mucho. Además, he tenido la suerte de poder hacer prácticas en un hospital.*

F2 *¿Dentro del intercambio solo se estudia?*

M2 *Una de las mejores cosas del intercambio es la oportunidad de viajar. Antes de la universidad, estos lugares no los conocía más que por las películas.*

F2 *¿Has hecho muchos amigos extranjeros?*

M2 *Sí. Empecé compartiendo piso con estudiantes que no conocía y ahora son parte de mi familia. A todos nos gusta cantar y he aprendido canciones de todo el mundo.*

F2 *¿Cómo crees que te ha cambiado esta experiencia?*

M2 *Mi experiencia ha sido muy positiva y ha marcado mi vida. Ahora tengo una nueva visión de la vida. Querría volver pronto a Europa, o vivir de nuevo una experiencia de estudio internacional.* ****

PAUSE 00'20"

M1 Ahora vas a oír la segunda parte de la entrevista por segunda vez.

REPEAT FROM *** TO ****
PAUSE 00'20"

Need a home tutor? Visit smiletutor.sg

TRACK 6

M2 **Sección 3**

M2 **Ejercicio 1. Preguntas 26 a 31.**

M2 Vas a oír una entrevista con Manuela, directora de un proyecto de ayuda medioambiental en Málaga.

M2 Escúchala con atención y contesta a las preguntas escribiendo una X en la casilla correcta.

M2 Habrá una pausa durante la entrevista.

M2 Vas a oír la entrevista dos veces, pero antes tienes unos segundos para leer las preguntas.

PAUSE 01'00"

* [SETTING: INTERIOR]

M1 *Cuéntanos sobre tu proyecto.*

F1 *Queremos crear una red de voluntarios medioambientales en nuestro parque natural. Para nosotros será una experiencia nueva. En la región de Andalucía existen ya diez redes de voluntarios. En Málaga, donde vivo yo, no. Por eso, la nuestra será la primera. Es un proyecto muy interesante que desde el primer momento hemos querido apoyar.*

M1 *¿Por qué te eligieron directora del proyecto?*

F1 *Pues, yo personalmente me emocioné con el proyecto desde el primer día, y además tengo experiencia en temas de educación medioambiental y de voluntarios. Llevo trabajando muchos años en el parque y conozco bien cómo funciona a todos los niveles.*

M1 *¿Quién puede participar en el proyecto?*

F1 *Se pueden apuntar todas las personas que quieran dedicar un poquito de su tiempo a cuidar el medio ambiente. La red funciona haciendo una salida al mes. Lo único necesario es ser mayor de edad. Hay diferentes formas de apuntarse: llamando por teléfono a nuestra oficina, o a través de nuestra página de Internet.*

PAUSE 00'15"

M1 *¿Qué actividades harán los voluntarios?*

F1 *Las actividades que se realizarán serán de distintos tipos: de educación medioambiental, de tareas para proteger animales y plantas, de limpieza de ríos... Los voluntarios recibirán toda la información que necesiten, por supuesto. Les daremos todo el material que necesiten para poder desarrollar sus tareas. También nos ocuparemos de que estén seguros en todo momento. Pero los mismos voluntarios serán los que decidan lo que quieran hacer; ellos traerán sus propias ideas.*

M1 *Entonces, los voluntarios serán muy importantes, ¿es así?*

F1 *Sí, yo por ejemplo, que seré la primera voluntaria, quiero empezar visitas con guía de nuestro parque natural con un técnico medioambiental que vaya describiendo los animales y las plantas que vean.*

Need a home tutor? Visit smiletutor.sg

M1 *¿Por qué estas visitas con guía serán tan importantes?*

F1 *Muchas veces las personas a las que nos gusta la naturaleza y la montaña no conocemos estas cosas y no las podemos disfrutar. A veces vamos por el parque y vemos una flor y decimos "¡qué bonita!" pero puede perfectamente tratarse de una flor única y no lo sabemos. Incluso podemos cometer el error de cortarla, lo cual es bastante grave.*

M1 *Muy bien. Muchas gracias por tu tiempo y mucha suerte con el proyecto.* **

PAUSE 00'15"

M2 Ahora vas a oír la entrevista por segunda vez.

REPEAT FROM * TO **
PAUSE 00'15"

Need a home tutor? Visit smiletutor.sg

TRACK 7

M1 **Ejercicio 2. Preguntas 32 40.**

M1 Vas a oír una entrevista con Lucía, que cuenta lo que le interesa en los viajes.

M1 Escúchala con atención y contesta a las preguntas en español.

M1 Habrá dos pausas durante la entrevista.

M1 Vas a oír la entrevista dos veces, pero antes tienes unos segundos para leer las preguntas.

PAUSE 00'45"

* [SETTING: INTERIOR]

M2 *¿Cuándo decidiste empezar a viajar por el mundo?*

F2 *El momento que me cambió la vida fue cuando, después de terminar la universidad, me fui a Bolivia con un grupo de amigos.*

M2 *¿Viajasteis juntos todo el tiempo?*

F2 *No. Me separé de ellos por dos días porque quería ir a conocer un lago y a mis amigos no les interesaba. Así que yo dije: "Bueno, tomo el tren, me voy de excursión solo por un par de días."*

M2 *¿Y cómo te fue?*

F2 *Esos días fueron lo mejor del viaje, ¡que me perdonen mis amigos! Yo nunca había viajado así, sola, en otro país. Aunque mis amigos dijeron que podía ser peligroso, no les hice caso.*

PAUSE 00'20"

M2 *¿Cuál fue el momento más importante de ese viaje?*

F2 *Cuando tomé el tren para volver a la frontera con Argentina. Mi billete era en la clase más económica, ya que lo conseguí en el último momento.*

M2 *Y ¿qué te pasó?*

F2 *El problema era que hacía mucho frío porque en la montaña de noche baja mucho la temperatura y no llevaba suficiente abrigo. Bueno, dormí bastante muerta de frío.*

M2 *¡Qué desagradable!*

F2 *Sí, pero cuando me desperté por la mañana estaba cubierta con una manta y tenía un bebé recién nacido al lado. Me sentí emocionada al ver que la mamá nos había cubierto a los dos con la misma manta.*

PAUSE 00'20"

M2 *¿Te consideras viajera o turista?*

F2 *Yo me considero viajera. Claro que hay distintas maneras de viajar; cada uno va con distintos objetivos. Hay gente que viaja para ver monumentos famosos, para ver museos, y es totalmente respetable.*

Need a home tutor? Visit smiletutor.sg

M2 *Pero ¿tú eres diferente?*

F2 *A mí me gusta más ir a buscar el contacto humano con la gente y me interesan menos las cosas del pasado.*

M2 *¿Piensas que en algún momento dejarás de viajar?*

F2 *No me preocupa el futuro; soy demasiado joven y viajar es mi pasión. Así que, por ahora, pienso seguir haciéndolo.*

PAUSE 00'45"

M1 Ahora vas a oír la entrevista por segunda vez.

REPEAT FROM * TO **
PAUSE 00'45"

M1 Se ha terminado el examen. Cierra tu cuestionario.

ENG This is the end of the examination.

Permission to reproduce items where third-party owned material protected by copyright is included has been sought and cleared where possible. Every reasonable effort has been made by the publisher (UCLES) to trace copyright holders, but if any items requiring clearance have unwittingly been included, the publisher will be pleased to make amends at the earliest possible opportunity.

To avoid the issue of disclosure of answer-related information to candidates, all copyright acknowledgements are reproduced online in the Cambridge Assessment International Education Copyright Acknowledgements Booklet. This is produced for each series of examinations and is freely available to download at www.cambridgeinternational.org after the live examination series.

Cambridge Assessment International Education is part of the Cambridge Assessment Group. Cambridge Assessment is the brand name of the University of Cambridge Local Examinations Syndicate (UCLES), which itself is a department of the University of Cambridge.

Need a home tutor? Visit smiletutor.sg

Cambridge Assessment International Education
Cambridge International General Certificate of Secondary Education

SPANISH **0530/03**

Paper 3 Speaking Role Play Card One **October/November 2019**

Approx. 15 minutes

No Additional Materials are required.

3270931915

READ THESE INSTRUCTIONS FIRST

You must carry out the tasks specified in the situations overleaf. The roles to be played by the examiner and yourself are indicated. You have 15 minutes to prepare the situations.

The important thing is to convey the message.

You should remember that you are taking part in a **conversation**: you must respond to what the examiner says and not simply carry out the tasks supplied as though the examiner were not there.

Although it may not be specified, you are expected to include such details as “Good Morning”, “Thank you”, etc., as appropriate.

This syllabus is regulated for use in England, Wales and Northern Ireland as a Cambridge International Level 1/Level 2 Certificate.

This document consists of **2** printed pages.

DC (ST) 173895/3
© UCLES 2019

Cambridge Assessment International Education

[Turn over

Need a home tutor? Visit smiletutor.sg

A

Estudiante: tú mismo/a
Profesor(a): panadero/a

Estás en España. Vas a la panadería porque quieres comprar pan.

1 **(i)** Saluda al panadero / a la panadera; **y**

(ii) Dile lo que quieres hacer.

2 Escucha lo que te dice y dile qué quieres.

3 Dile cuántas barras de pan quieres.

4 Dile **otra** cosa que quieres comprar.

5 **(i)** Dale las gracias; **y**

(ii) Pregunta el precio.

B

Estudiante: tú mismo/a
Profesor(a): recepcionista

Estás en Chile. Llamas a una escuela de verano para pedir información sobre los cursos.

1 **(i)** Saluda al/a la recepcionista; **y**

(ii) Dile lo que quieres.

2 **(i)** Dile qué curso te gustaría hacer; **y**

(ii) Dile durante cuánto tiempo quieres hacer el curso.

3 Responde a lo que te pregunta.

4 (El/La recepcionista puede enviarte información por correo electrónico.)

(i) Estás contento/a: ¿Qué dices?

(ii) Explica por qué quieres hacer el curso.

5 Haz **una** pregunta sobre los cursos. (¿clases? ¿horario?)

Permission to reproduce items where third-party owned material protected by copyright is included has been sought and cleared where possible. Every reasonable effort has been made by the publisher (UCLES) to trace copyright holders, but if any items requiring clearance have unwittingly been included, the publisher will be pleased to make amends at the earliest possible opportunity.

To avoid the issue of disclosure of answer-related information to candidates, all copyright acknowledgements are reproduced online in the Cambridge Assessment International Education Copyright Acknowledgements Booklet. This is produced for each series of examinations and is freely available to download at www.cambridgeinternational.org after the live examination series.

Cambridge Assessment International Education is part of the Cambridge Assessment Group. Cambridge Assessment is the brand name of the University of Cambridge Local Examinations Syndicate (UCLES), which itself is a department of the University of Cambridge.

Need a home tutor? Visit smiletutor.sg

Cambridge Assessment International Education
Cambridge International General Certificate of Secondary Education

SPANISH **0530/03**

Paper 3 Speaking Role Play Card Two **October/November 2019**

Approx. 15 minutes

No Additional Materials are required.

READ THESE INSTRUCTIONS FIRST

You must carry out the tasks specified in the situations overleaf. The roles to be played by the examiner and yourself are indicated. You have 15 minutes to prepare the situations.

The important thing is to convey the message.

You should remember that you are taking part in a **conversation**: you must respond to what the examiner says and not simply carry out the tasks supplied as though the examiner were not there.

Although it may not be specified, you are expected to include such details as “Good Morning”, “Thank you”, etc., as appropriate.

This syllabus is regulated for use in England, Wales and Northern Ireland as a Cambridge International Level 1/Level 2 Certificate.

This document consists of **2** printed pages.

DC (ST) 173895/3
© UCLES 2019

Cambridge Assessment International Education

[Turn over

Need a home tutor? Visit smiletutor.sg

A

Estudiante: tú mismo/a
Profesor(a): panadero/a

Estás en España. Vas a la panadería porque quieres comprar pan.

1 **(i)** Saluda al panadero / a la panadera; **y**

(ii) Dile lo que quieres hacer.

2 Escucha lo que te dice y dile qué quieres.

3 Dile cuántas barras de pan quieres.

4 Dile **otra** cosa que quieres comprar.

5 **(i)** Dale las gracias; **y**

(ii) Pregunta el precio.

B

Estudiante: tú mismo/a
Profesor(a): recepcionista del hotel

Estás en un hotel en Colombia. La cama está rota. Vas a la recepción.

1 **(i)** Saluda al/a la recepcionista; **y**

(ii) Dile qué problema tienes.

2 **(i)** Dile cuál es el número de tu habitación; **y**

(ii) Dile cuándo viste que la cama estaba rota.

3 (No tienen más habitaciones disponibles.)

(i) No estás contento/a: ¿Qué dices?

(ii) Dile que quieres hablar con el director.

4 Responde a lo que te pregunta.

5 Haz **una** pregunta sobre la nueva habitación. (¿vistas? ¿bañera?)

Permission to reproduce items where third-party owned material protected by copyright is included has been sought and cleared where possible. Every reasonable effort has been made by the publisher (UCLES) to trace copyright holders, but if any items requiring clearance have unwittingly been included, the publisher will be pleased to make amends at the earliest possible opportunity.

To avoid the issue of disclosure of answer-related information to candidates, all copyright acknowledgements are reproduced online in the Cambridge Assessment International Education Copyright Acknowledgements Booklet. This is produced for each series of examinations and is freely available to download at www.cambridgeinternational.org after the live examination series.

Cambridge Assessment International Education is part of the Cambridge Assessment Group. Cambridge Assessment is the brand name of the University of Cambridge Local Examinations Syndicate (UCLES), which itself is a department of the University of Cambridge.

Need a home tutor? Visit smiletutor.sg

Cambridge IGCSE

Cambridge Assessment International Education
Cambridge International General Certificate of Secondary Education

SPANISH **0530/03**

Paper 3 Speaking Role Play Card Three **October/November 2019**

Approx. 15 minutes

No Additional Materials are required.

READ THESE INSTRUCTIONS FIRST

You must carry out the tasks specified in the situations overleaf. The roles to be played by the examiner and yourself are indicated. You have 15 minutes to prepare the situations.

The important thing is to convey the message.

You should remember that you are taking part in a **conversation**: you must respond to what the examiner says and not simply carry out the tasks supplied as though the examiner were not there.

Although it may not be specified, you are expected to include such details as “Good Morning”, “Thank you”, etc., as appropriate.

This syllabus is regulated for use in England, Wales and Northern Ireland as a Cambridge International Level 1/Level 2 Certificate.

DC (ST) 173895/3
© UCLES 2019

Need a home tutor? Visit smiletutor.sg

A

Estudiante: tú mismo/a
Profesor(a): panadero/a

Estás en España. Vas a la panadería porque quieres comprar pan.

1 **(i)** Saluda al panadero / a la panadera; **y**

(ii) Dile lo que quieres hacer.

2 Escucha lo que te dice y dile qué quieres.

3 Dile cuántas barras de pan quieres.

4 Dile **otra** cosa que quieres comprar.

5 **(i)** Dale las gracias; **y**

(ii) Pregunta el precio.

B

Estudiante: tú mismo/a
Profesor(a): empleado/a del aeropuerto

Estás en un aeropuerto en la Argentina. Vas a hablar con un empleado/una empleada porque han cancelado tu vuelo.

1 **(i)** Saluda al empleado / a la empleada; **y**

(ii) Dile qué problema tienes.

2 **(i)** Dile a qué hora era tu vuelo; **y**

(ii) Dile adónde viajas.

3 (Hay otro vuelo a tu destino mañana.)

(i) No estás satisfecho/a: ¿Qué dices?

(ii) Explica por qué necesitas salir hoy.

4 Quieres saber la hora del vuelo para mañana. Haz **una** pregunta apropiada.

5 Responde a lo que te pregunta.

Permission to reproduce items where third-party owned material protected by copyright is included has been sought and cleared where possible. Every reasonable effort has been made by the publisher (UCLES) to trace copyright holders, but if any items requiring clearance have unwittingly been included, the publisher will be pleased to make amends at the earliest possible opportunity.

To avoid the issue of disclosure of answer-related information to candidates, all copyright acknowledgements are reproduced online in the Cambridge Assessment International Education Copyright Acknowledgements Booklet. This is produced for each series of examinations and is freely available to download at www.cambridgeinternational.org after the live examination series.

Cambridge Assessment International Education is part of the Cambridge Assessment Group. Cambridge Assessment is the brand name of the University of Cambridge Local Examinations Syndicate (UCLES), which itself is a department of the University of Cambridge.

Need a home tutor? Visit smiletutor.sg

Cambridge Assessment International Education
Cambridge International General Certificate of Secondary Education

SPANISH **0530/03**

Paper 3 Speaking Role Play Card Four **October/November 2019**

Approx. 15 minutes

No Additional Materials are required.

READ THESE INSTRUCTIONS FIRST

You must carry out the tasks specified in the situations overleaf. The roles to be played by the examiner and yourself are indicated. You have 15 minutes to prepare the situations.

The important thing is to convey the message.

You should remember that you are taking part in a **conversation**: you must respond to what the examiner says and not simply carry out the tasks supplied as though the examiner were not there.

Although it may not be specified, you are expected to include such details as “Good Morning”, “Thank you”, etc., as appropriate.

This syllabus is regulated for use in England, Wales and Northern Ireland as a Cambridge International Level 1/Level 2 Certificate.

DC (ST) 173895/3
© UCLES 2019

Need a home tutor? Visit smiletutor.sg

A

Estudiante: tú mismo/a
Profesor(a): recepcionista

Estás de vacaciones en España. Llamas por teléfono para pedir una cita con el médico.

1 **(i)** Saluda al/a la recepcionista; **y**

(ii) Dile lo que quieres.

2 Dile para qué día quieres la cita.

3 Escucha lo que te dice y dile cuándo prefieres la cita.

4 Dile tu fecha de nacimiento.

5 **(i)** Dale las gracias; **y**

(ii) Pregunta cuál es el nombre del médico.

B

Estudiante: tú mismo/a
Profesor(a): recepcionista

Estás en Chile. Llamas a una escuela de verano para pedir información sobre los cursos.

1 **(i)** Saluda al/a la recepcionista; **y**

(ii) Dile lo que quieres.

2 **(i)** Dile qué curso te gustaría hacer; **y**

(ii) Dile durante cuánto tiempo quieres hacer el curso.

3 Responde a lo que te pregunta.

4 (El/La recepcionista puede enviarte información por correo electrónico.)

(i) Estás contento/a: ¿Qué dices?

(ii) Explica por qué quieres hacer el curso.

5 Haz **una** pregunta sobre los cursos. (¿clases? ¿horario?)

Permission to reproduce items where third-party owned material protected by copyright is included has been sought and cleared where possible. Every reasonable effort has been made by the publisher (UCLES) to trace copyright holders, but if any items requiring clearance have unwittingly been included, the publisher will be pleased to make amends at the earliest possible opportunity.

To avoid the issue of disclosure of answer-related information to candidates, all copyright acknowledgements are reproduced online in the Cambridge Assessment International Education Copyright Acknowledgements Booklet. This is produced for each series of examinations and is freely available to download at www.cambridgeinternational.org after the live examination series.

Cambridge Assessment International Education is part of the Cambridge Assessment Group. Cambridge Assessment is the brand name of the University of Cambridge Local Examinations Syndicate (UCLES), which itself is a department of the University of Cambridge.

Need a home tutor? Visit smiletutor.sg

Cambridge Assessment International Education
Cambridge International General Certificate of Secondary Education

SPANISH **0530/03**

Paper 3 Speaking Role Play Card Five **October/November 2019**

Approx. 15 minutes

No Additional Materials are required.

READ THESE INSTRUCTIONS FIRST

You must carry out the tasks specified in the situations overleaf. The roles to be played by the examiner and yourself are indicated. You have 15 minutes to prepare the situations.

The important thing is to convey the message.

You should remember that you are taking part in a **conversation**: you must respond to what the examiner says and not simply carry out the tasks supplied as though the examiner were not there.

Although it may not be specified, you are expected to include such details as “Good Morning”, “Thank you”, etc., as appropriate.

This syllabus is regulated for use in England, Wales and Northern Ireland as a Cambridge International Level 1/Level 2 Certificate.

DC (ST) 173895/3
© UCLES 2019

Need a home tutor? Visit smiletutor.sg

A

Estudiante: tú mismo/a
Profesor(a): recepcionista

Estás de vacaciones en España. Llamas por teléfono para pedir una cita con el médico.

1 **(i)** Saluda al/a la recepcionista; **y**

(ii) Dile lo que quieres.

2 Dile para qué día quieres la cita.

3 Escucha lo que te dice y dile cuándo prefieres la cita.

4 Dile tu fecha de nacimiento.

5 **(i)** Dale las gracias; **y**

(ii) Pregunta cuál es el nombre del médico.

B

Estudiante: tú mismo/a
Profesor(a): recepcionista del hotel

Estás en un hotel en Colombia. La cama está rota. Vas a la recepción.

1 **(i)** Saluda al/a la recepcionista; **y**

(ii) Dile qué problema tienes.

2 **(i)** Dile cuál es el número de tu habitación; **y**

(ii) Dile cuándo viste que la cama estaba rota.

3 (No tienen más habitaciones disponibles.)

(i) No estás contento/a: ¿Qué dices?

(ii) Dile que quieres hablar con el director.

4 Responde a lo que te pregunta.

5 Haz **una** pregunta sobre la nueva habitación. (¿vistas? ¿bañera?)

Permission to reproduce items where third-party owned material protected by copyright is included has been sought and cleared where possible. Every reasonable effort has been made by the publisher (UCLES) to trace copyright holders, but if any items requiring clearance have unwittingly been included, the publisher will be pleased to make amends at the earliest possible opportunity.

To avoid the issue of disclosure of answer-related information to candidates, all copyright acknowledgements are reproduced online in the Cambridge Assessment International Education Copyright Acknowledgements Booklet. This is produced for each series of examinations and is freely available to download at www.cambridgeinternational.org after the live examination series.

Cambridge Assessment International Education is part of the Cambridge Assessment Group. Cambridge Assessment is the brand name of the University of Cambridge Local Examinations Syndicate (UCLES), which itself is a department of the University of Cambridge.

Need a home tutor? Visit smiletutor.sg

Cambridge Assessment International Education
Cambridge International General Certificate of Secondary Education

SPANISH **0530/03**

Paper 3 Speaking Role Play Card Six **October/November 2019**

Approx. 15 minutes

No Additional Materials are required.

READ THESE INSTRUCTIONS FIRST

You must carry out the tasks specified in the situations overleaf. The roles to be played by the examiner and yourself are indicated. You have 15 minutes to prepare the situations.

The important thing is to convey the message.

You should remember that you are taking part in a **conversation**: you must respond to what the examiner says and not simply carry out the tasks supplied as though the examiner were not there.

Although it may not be specified, you are expected to include such details as “Good Morning”, “Thank you”, etc., as appropriate.

This syllabus is regulated for use in England, Wales and Northern Ireland as a Cambridge International Level 1/Level 2 Certificate.

DC (ST) 173895/3
© UCLES 2019

Need a home tutor? Visit smiletutor.sg

A

Estudiante: tú mismo/a
Profesor(a): recepcionista

Estás de vacaciones en España. Llamas por teléfono para pedir una cita con el médico.

1 **(i)** Saluda al/a la recepcionista; **y**

(ii) Dile lo que quieres.

2 Dile para qué día quieres la cita.

3 Escucha lo que te dice y dile cuándo prefieres la cita.

4 Dile tu fecha de nacimiento.

5 **(i)** Dale las gracias; **y**

(ii) Pregunta cuál es el nombre del médico.

B

Estudiante: tú mismo/a
Profesor(a): empleado/a del aeropuerto

Estás en un aeropuerto en la Argentina. Vas a hablar con un empleado/una empleada porque han cancelado tu vuelo.

1 **(i)** Saluda al empleado / a la empleada; **y**

(ii) Dile qué problema tienes.

2 **(i)** Dile a qué hora era tu vuelo; **y**

(ii) Dile adónde viajas.

3 (Hay otro vuelo a tu destino mañana.)

(i) No estás satisfecho/a: ¿Qué dices?

(ii) Explica por qué necesitas salir hoy.

4 Quieres saber la hora del vuelo para mañana. Haz **una** pregunta apropiada.

5 Responde a lo que te pregunta.

Permission to reproduce items where third-party owned material protected by copyright is included has been sought and cleared where possible. Every reasonable effort has been made by the publisher (UCLES) to trace copyright holders, but if any items requiring clearance have unwittingly been included, the publisher will be pleased to make amends at the earliest possible opportunity.

To avoid the issue of disclosure of answer-related information to candidates, all copyright acknowledgements are reproduced online in the Cambridge Assessment International Education Copyright Acknowledgements Booklet. This is produced for each series of examinations and is freely available to download at www.cambridgeinternational.org after the live examination series.

Cambridge Assessment International Education is part of the Cambridge Assessment Group. Cambridge Assessment is the brand name of the University of Cambridge Local Examinations Syndicate (UCLES), which itself is a department of the University of Cambridge.

Need a home tutor? Visit smiletutor.sg

Cambridge Assessment International Education
Cambridge International General Certificate of Secondary Education

SPANISH **0530/03**

Paper 3 Speaking Role Play Card Seven **October/November 2019**

Approx. 15 minutes

No Additional Materials are required.

READ THESE INSTRUCTIONS FIRST

You must carry out the tasks specified in the situations overleaf. The roles to be played by the examiner and yourself are indicated. You have 15 minutes to prepare the situations.

The important thing is to convey the message.

You should remember that you are taking part in a **conversation**: you must respond to what the examiner says and not simply carry out the tasks supplied as though the examiner were not there.

Although it may not be specified, you are expected to include such details as “Good Morning”, “Thank you”, etc., as appropriate.

This syllabus is regulated for use in England, Wales and Northern Ireland as a Cambridge International Level 1/Level 2 Certificate.

DC (ST) 173895/3
© UCLES 2019

Need a home tutor? Visit smiletutor.sg

A

Estudiante: tú mismo/a
Profesor(a): camarero/a

Estás en España. Vas a una cafetería para desayunar.

1 **(i)** Saluda al camarero / a la camarera; **y**

(ii) Dile lo que quieres hacer.

2 Escucha lo que te dice y dile dónde quieres sentarte.

3 Dile **una** cosa que quieres tomar.

4 Dile **otra** cosa que quieres tomar.

5 **(i)** Dale las gracias; **y**

(ii) Pregunta el precio.

B

Estudiante: tú mismo/a
Profesor(a): recepcionista

Estás en Chile. Llamas a una escuela de verano para pedir información sobre los cursos.

1 **(i)** Saluda al/a la recepcionista; **y**

(ii) Dile lo que quieres.

2 **(i)** Dile qué curso te gustaría hacer; **y**

(ii) Dile durante cuánto tiempo quieres hacer el curso.

3 Responde a lo que te pregunta.

4 (El/La recepcionista puede enviarte información por correo electrónico.)

(i) Estás contento/a: ¿Qué dices?

(ii) Explica por qué quieres hacer el curso.

5 Haz **una** pregunta sobre los cursos. (¿clases? ¿horario?)

Permission to reproduce items where third-party owned material protected by copyright is included has been sought and cleared where possible. Every reasonable effort has been made by the publisher (UCLES) to trace copyright holders, but if any items requiring clearance have unwittingly been included, the publisher will be pleased to make amends at the earliest possible opportunity.

To avoid the issue of disclosure of answer-related information to candidates, all copyright acknowledgements are reproduced online in the Cambridge Assessment International Education Copyright Acknowledgements Booklet. This is produced for each series of examinations and is freely available to download at www.cambridgeinternational.org after the live examination series.

Cambridge Assessment International Education is part of the Cambridge Assessment Group. Cambridge Assessment is the brand name of the University of Cambridge Local Examinations Syndicate (UCLES), which itself is a department of the University of Cambridge.

Need a home tutor? Visit smiletutor.sg

Cambridge Assessment International Education
Cambridge International General Certificate of Secondary Education

SPANISH **0530/03**

Paper 3 Speaking Role Play Card Eight **October/November 2019**

Approx. 15 minutes

No Additional Materials are required.

READ THESE INSTRUCTIONS FIRST

You must carry out the tasks specified in the situations overleaf. The roles to be played by the examiner and yourself are indicated. You have 15 minutes to prepare the situations.

The important thing is to convey the message.

You should remember that you are taking part in a **conversation**: you must respond to what the examiner says and not simply carry out the tasks supplied as though the examiner were not there.

Although it may not be specified, you are expected to include such details as “Good Morning”, “Thank you”, etc., as appropriate.

This syllabus is regulated for use in England, Wales and Northern Ireland as a Cambridge International Level 1/Level 2 Certificate.

DC (ST) 173895/3
© UCLES 2019

Need a home tutor? Visit smiletutor.sg

A

Estudiante: tú mismo/a
Profesor(a): camarero/a

Estás en España. Vas a una cafetería para desayunar.

1 **(i)** Saluda al camarero / a la camarera; **y**

(ii) Dile lo que quieres hacer.

2 Escucha lo que te dice y dile dónde quieres sentarte.

3 Dile **una** cosa que quieres tomar.

4 Dile **otra** cosa que quieres tomar.

5 **(i)** Dale las gracias; **y**

(ii) Pregunta el precio.

B

Estudiante: tú mismo/a
Profesor(a): recepcionista del hotel

Estás en un hotel en Colombia. La cama está rota. Vas a la recepción.

1 **(i)** Saluda al/a la recepcionista; **y**

(ii) Dile qué problema tienes.

2 **(i)** Dile cuál es el número de tu habitación; **y**

(ii) Dile cuándo viste que la cama estaba rota.

3 (No tienen más habitaciones disponibles.)

(i) No estás contento/a: ¿Qué dices?

(ii) Dile que quieres hablar con el director.

4 Responde a lo que te pregunta.

5 Haz **una** pregunta sobre la nueva habitación. (¿vistas? ¿bañera?)

Permission to reproduce items where third-party owned material protected by copyright is included has been sought and cleared where possible. Every reasonable effort has been made by the publisher (UCLES) to trace copyright holders, but if any items requiring clearance have unwittingly been included, the publisher will be pleased to make amends at the earliest possible opportunity.

To avoid the issue of disclosure of answer-related information to candidates, all copyright acknowledgements are reproduced online in the Cambridge Assessment International Education Copyright Acknowledgements Booklet. This is produced for each series of examinations and is freely available to download at www.cambridgeinternational.org after the live examination series.

Cambridge Assessment International Education is part of the Cambridge Assessment Group. Cambridge Assessment is the brand name of the University of Cambridge Local Examinations Syndicate (UCLES), which itself is a department of the University of Cambridge.

Need a home tutor? Visit smiletutor.sg

Cambridge Assessment International Education
Cambridge International General Certificate of Secondary Education

SPANISH **0530/03**

Paper 3 Speaking Role Play Card Nine **October/November 2019**

Approx. 15 minutes

No Additional Materials are required.

READ THESE INSTRUCTIONS FIRST

You must carry out the tasks specified in the situations overleaf. The roles to be played by the examiner and yourself are indicated. You have 15 minutes to prepare the situations.

The important thing is to convey the message.

You should remember that you are taking part in a **conversation**: you must respond to what the examiner says and not simply carry out the tasks supplied as though the examiner were not there.

Although it may not be specified, you are expected to include such details as “Good Morning”, “Thank you”, etc., as appropriate.

This syllabus is regulated for use in England, Wales and Northern Ireland as a Cambridge International Level 1/Level 2 Certificate.

DC (ST) 173895/3
© UCLES 2019

Need a home tutor? Visit smiletutor.sg

A

Estudiante: tú mismo/a
Profesor(a): camarero/a

Estás en España. Vas a una cafetería para desayunar.

1 **(i)** Saluda al camarero / a la camarera; **y**

(ii) Dile lo que quieres hacer.

2 Escucha lo que te dice y dile dónde quieres sentarte.

3 Dile **una** cosa que quieres tomar.

4 Dile **otra** cosa que quieres tomar.

5 **(i)** Dale las gracias; **y**

(ii) Pregunta el precio.

B

Estudiante: tú mismo/a
Profesor(a): empleado/a del aeropuerto

Estás en un aeropuerto en la Argentina. Vas a hablar con un empleado/una empleada porque han cancelado tu vuelo.

1 **(i)** Saluda al empleado / a la empleada; **y**

(ii) Dile qué problema tienes.

2 **(i)** Dile a qué hora era tu vuelo; **y**

(ii) Dile adónde viajas.

3 (Hay otro vuelo a tu destino mañana.)

(i) No estás satisfecho/a: ¿Qué dices?

(ii) Explica por qué necesitas salir hoy.

4 Quieres saber la hora del vuelo para mañana. Haz **una** pregunta apropiada.

5 Responde a lo que te pregunta.

Permission to reproduce items where third-party owned material protected by copyright is included has been sought and cleared where possible. Every reasonable effort has been made by the publisher (UCLES) to trace copyright holders, but if any items requiring clearance have unwittingly been included, the publisher will be pleased to make amends at the earliest possible opportunity.

To avoid the issue of disclosure of answer-related information to candidates, all copyright acknowledgements are reproduced online in the Cambridge Assessment International Education Copyright Acknowledgements Booklet. This is produced for each series of examinations and is freely available to download at www.cambridgeinternational.org after the live examination series.

Cambridge Assessment International Education is part of the Cambridge Assessment Group. Cambridge Assessment is the brand name of the University of Cambridge Local Examinations Syndicate (UCLES), which itself is a department of the University of Cambridge.

Need a home tutor? Visit smiletutor.sg

Cambridge Assessment International Education
Cambridge International General Certificate of Secondary Education

SPANISH **0530/03**

Paper 3 Speaking Role Play Cards One – Nine **October/November 2019**

TEACHERS' NOTES

Approx. 15 minutes

0246073468

No Additional Materials are required.

READ THESE INSTRUCTIONS FIRST

Each candidate's Speaking test must consist of the following **three** parts:

Part One of the test consists of two role plays. The role play situations are set out on pages 16–21 of this booklet and must be followed carefully by the teacher/Examiner. The teacher/Examiner must play his/her role as prescribed by Cambridge in order that candidates are given the opportunity to attempt all tasks. Extra tasks must not be created. Candidates should study the situations for fifteen minutes and then be prepared to act the roles assigned to them and respond to the parts played by the teacher/Examiner.

Part Two of the test starts with a presentation by the candidate on a topic of his/her choice. The teacher/Examiner must allow the candidate to speak for 1–2 minutes on his/her prepared topic and then follow this up with specific spontaneous questions related to the topic. This section of the test must last **about five minutes** in total.

Part Three of the test is a spontaneous conversation of a more general nature and must last **about five minutes**.

In the interests of fairness to candidates, centres must adhere to the stipulated timings for the Topic Presentation/Conversation and General Conversation.

The Speaking test must be marked by the centre according to the instructions and a sample submitted for External moderation.

This syllabus is regulated for use in England, Wales and Northern Ireland as a Cambridge International Level 1/Level 2 Certificate.

This document consists of **23** printed pages and **1** blank page.

DC (ST) 168271/5
© UCLES 2019

Cambridge Assessment International Education

[Turn over

Need a home tutor? Visit smiletutor.sg

Contents

		Page
ADMINISTRATIVE ARRANGEMENTS		**3**
1	Examination period	3
2	Appointment of teacher/Examiner	3
3	Materials for the Speaking test	3
4	Recorded sample for External moderation	4
5	Two types of mark sheet are provided	4
6	Despatch of materials to Cambridge for External moderation	4
7	Arrangements for the test	5
8	Conduct of the test	5
9	Recording of candidates	6
10	Internal moderation	7
STRUCTURE OF THE TEST		**8**
	Test 1: Role Plays	8
	Test 2: Topic Presentation/Conversation	8
	Test 3: General Conversation	9
	Test 4: Impression	10
MARKING INSTRUCTIONS		**11**
	Table A – Test 1: Role Plays	12
	Tables B and C – Tests 2 and 3: Topic Presentation/Conversation and General Conversation	13
	Table D – Test 4: Impression	15
ROLE PLAYS		**16**
THE WORKING MARK SHEET		**22**
THE COVER SHEET FOR MODERATION SAMPLE		**23**

Each candidate Role Play Card contains two role plays. The list below gives details of the pages on which the Role Play Cards appear in this booklet.

	Role Play A	Role Play B
CARD ONE	Page 16	Page 19
CARD TWO	Page 16	Page 20
CARD THREE	Page 16	Page 21
CARD FOUR	Page 17	Page 19
CARD FIVE	Page 17	Page 20
CARD SIX	Page 17	Page 21
CARD SEVEN	Page 18	Page 19
CARD EIGHT	Page 18	Page 20
CARD NINE	Page 18	Page 21

Need a home tutor? Visit smiletutor.sg

© UCLES 2019

ADMINISTRATIVE ARRANGEMENTS

1 Examination period

The Speaking tests take place before the main examination series as notified on the timetable. Each centre decides on a convenient period within these dates for its Speaking tests.

It is important that dates given for the completion of the Speaking tests and the despatch of recordings and mark sheets to Cambridge are adhered to in order to allow sufficient time for moderation.

2 Appointment of teacher/Examiner

Each centre selects its own teacher/Examiner to conduct and assess the Speaking tests for its candidates. This is normally a teacher from within the Languages department, but could be someone local from outside the centre. Cambridge is not responsible for any fees agreed.

In the interests of standardisation, there will be only one teacher/Examiner per centre. Where a centre wishes to use additional teacher/Examiners, permission to do so **must** be sought from the Languages Group at Cambridge before the start of each Speaking test period. **Permission to use more than one teacher/Examiner will only be granted on the understanding that teacher/Examiners at the centre work together to ensure a common approach to the conduct of the Speaking tests and the application of the mark scheme.** The sample the centre submits to Cambridge should include the work of each teacher/Examiner and a Speaking Examination Working Mark Sheet should be submitted for each teacher/Examiner, with candidate names and numbers clearly entered. Please see paragraph 10 (Internal moderation) for further details.

3 Materials for the Speaking test

Confidential test materials (Teachers' Notes Booklet and Role Play Cards) are despatched by Cambridge approximately two to three weeks before the assessment period. These should be opened in the four working days before the centre's assessment starts and studied, in secure conditions at the centre, by the teacher/Examiner before conducting his/her first Speaking test. Teacher/Examiners who have prepared their own roles fully and are confident in what they are doing are better able to help candidates who experience any difficulty. Once the materials have been opened, the Speaking tests must be completed as soon as is realistically possible. Once the centre has completed its Speaking tests, the materials remain confidential and must be kept in a secure place by the centre.

Please note, the role play situations **remain confidential throughout the examination period**. The Teachers' Notes Booklet and Role Play Cards must be returned to the centre's secure room when they are not being used to prepare or conduct the live Speaking tests.

Need a home tutor? Visit smiletutor.sg

© UCLES 2019

[Turn over

4 Recorded sample for External moderation

The centre must record the Speaking tests of all candidates. In order to allow Cambridge to check the standard of assessment, the centre must then select a number of recordings to submit as its sample for External moderation, according to the instructions below. Only the recordings chosen as part of the sample for External moderation must be sent to Cambridge. The other recordings must be retained at the centre until the result enquiry period has elapsed as they may be requested by Cambridge at a later stage.

- **Centres entering 1–16 candidates** must send the recordings of all the candidates.
- **Centres entering 17 or more candidates** must send:

  (i) the recordings of the first 10 candidates according to candidate number

  and

  (ii) the recordings of 6 candidates spread evenly across the ability range. The candidates selected should be representative of the range of marks awarded by the centre and should be spread as evenly as possible across that range. If possible, the recordings of the strongest and the weakest candidates at the centre should be included, with the other recordings spaced at equal intervals in between.

Note: Centres entering 17 or more candidates must send a total of 16 recordings. The category (ii) candidates must be chosen from candidates who do not fall into category (i). In centres with just over 17 candidates, Cambridge accepts this may mean that the category (ii) candidates are not fully representative of the range.

The recording should be carried out in accordance with the instructions headed 'Recording of candidates' (see paragraph 9). The recording must be sent to Cambridge, together with the Moderator copy of the completed MS1 mark sheet and copies of the completed Speaking Examination Working Mark Sheet and Cover Sheet for Moderation Sample (see pages 22 and 23).

5 Two types of mark sheet are provided

(a) The Speaking Examination Working Mark Sheet is provided in this booklet (see page 22), to be photocopied as required. (An electronic version of the Working Mark Sheet is also available.) Candidates must be marked as they are being examined and not afterwards from a recording. The marks for each section of the test must be entered in detail as specified in the Marking Instructions.

(b) The total marks must then be transferred to the computer-printed Internal Assessment Mark Sheet (MS1) or to computer for centres submitting marks electronically.

6 Despatch of materials to Cambridge for External moderation

(a) Marks and recordings must be returned to Cambridge as soon as all the Speaking tests have been completed. Centres must not wait until the end of the assessment period before despatching them.

(b) **(i)** The Board copy of the completed Internal Assessment Mark Sheet (MS1) must be returned to Cambridge in the separate envelope provided.

Need a home tutor? Visit smiletutor.sg

© UCLES 2019

(ii) The following items must be sent to Cambridge:

- the Moderator copy of the completed Internal Assessment Mark Sheet (MS1) or a signed printout of the marks file for centres submitting marks electronically
- a copy of the completed Speaking Examination Working Mark Sheet
- a copy of the completed Cover Sheet for Moderation Sample
- the recorded sample
- details of Internal moderation procedures (only for centres permitted to use more than one teacher/Examiner).

(c) Copies of both types of mark sheet are to be retained by the centre in case of postal losses or delays.

7 Arrangements for the test

(a) **Quiet conditions**: Centres should ensure well in advance of the Speaking test period that a suitably quiet room will be available. Rooms which are too close to a playground, recreation room or noisy classroom are to be avoided. It is essential to exclude unnecessary background noise, e.g. lawn-mowers, phones. Notices must be displayed to prevent interruptions from people entering the room unaware that a test is in progress.

(b) **Invigilation**: Examination conditions must prevail in the area where the Speaking tests take place, including the space set aside for a candidate to study the role play situations. Adequate supervision must be provided to ensure that each candidate can study alone and in silence and that candidates leaving the interview room do not communicate with those waiting to enter. Candidates are not allowed to bring any notes for use during their preparation time, nor are they allowed to make notes.

(c) **The examination room**: Centres should ensure that a suitably-sized, e.g. not too big, room will be available. Candidates must be examined singly. No other person should be present during the tests, with the exception of another teacher/Examiner or an Officer from Cambridge. In those cases where it is necessary for a second teacher/Examiner to be present during Speaking tests, only one teacher/Examiner must conduct each test.

Teacher/Examiners should be positioned so that they face the candidates when they enter the room, with a table between themselves and the candidates. Candidates should not be positioned where they can see what the teacher/Examiner is writing on the mark sheets as this can be distracting.

Teacher/Examiners must not smoke in the examination room or in the presence of candidates. Those who smoke should arrange for breaks in the timetable as necessary.

8 Conduct of the test

(a) Teacher/Examiners should do their best to put candidates at their ease, e.g. by smiling when they enter the room and indicating where they should sit. A good teacher/Examiner will usually send a candidate out of the interview room smiling, no matter how good or bad the performance has been. However, the use of expressions such as ‘very good’, which candidates may interpret as a comment on performance, should be avoided.

(b) In addition, teacher/Examiners should not walk about or distract candidates in any way (e.g. by doodling or fiddling with papers, etc.); should always appear interested, even in mundane matters; should never show undue surprise, impatience or mockery; and should never correct a candidate.

Need a home tutor? Visit smiletutor.sg

9 Recording of candidates

The centre is responsible for supplying blank CDs in order to record the Speaking tests of all its candidates. The centre is also responsible for supplying recording equipment. All recording equipment must be of as high a standard as possible to ensure that moderation samples are clearly audible. In order to ensure that recording levels are satisfactory for both candidates and teacher/Examiner, the equipment to be used must be tested in situ some time before the actual tests take place, ideally with one of the candidates.

If at all possible, external microphones should be used so that separate microphones can be used for the candidate and the teacher/Examiner. If only one microphone is used, it should be placed nearer to the candidate than to the teacher/Examiner. With a softly-spoken candidate, the microphone should be placed even nearer to the candidate before the start of the test.

Centres with 16 or fewer candidates will send all their recordings to Cambridge for External moderation. Centres with more than 16 candidates must select 16 recordings to send to Cambridge for External moderation, according to the instructions in paragraph 4 (Recorded sample for External moderation). Moderation samples must be recorded at normal speed onto standard format CDs. **Mini CDs must not be used for sending the moderation sample to Cambridge. Each candidate's file must be saved individually and saved as .mp3 so that it can be accessed for the purposes of moderation.**

The recording must <u>not</u> be stopped once a candidate's test has started.

Each CD must be introduced **by the teacher/Examiner**, as follows:

'CD number ...
Centre number e.g. AA111
Centre name e.g. King's College
Examination number 0530
Examination name Spanish
Name of Examiner e.g. Mr R Peters
Date i.e. the date on which the test is conducted'

Each candidate must be introduced **by the teacher/Examiner**, as follows:

'Candidate number e.g. 047
Candidate name e.g. Jane Williams
Role Play Card e.g. Number 4'

CDs
Each CD sleeve must be labelled with syllabus name, syllabus/component number, centre name/number and candidate name/number in recording order. Each CD must be labelled with syllabus/component number and centre number. CD-friendly marker pens must be used to label CDs, as the use of biro, for example, may make the contents of the CD unreadable.

Each recorded file on the CD must be clearly named using the following convention:

centre number_candidate number_syllabus number_component number.

Before CDs are despatched, spot checks must be made to ensure that every candidate is clearly audible.

If for any reason a test has failed to record or there are problems with the audibility of the recordings, the centre must contact Cambridge Customer Services immediately to seek advice.

Need a home tutor? Visit smiletutor.sg

© UCLES 2019

10 Internal moderation

Centres wishing to use more than one teacher/Examiner to conduct and assess Speaking tests must request permission from Cambridge (see paragraph 2). This will only be granted on the understanding that the following procedures are put in place to ensure that marks submitted by the centre are consistent for all candidates, irrespective of which teacher/Examiner conducted and assessed the test:

- The teacher/Examiners conducting and assessing Speaking tests at the centre must work together to ensure a common approach to the conduct of the Speaking test and the application of the mark scheme.

- One teacher/Examiner at the centre must take responsibility for the standardisation of the marking of teacher/Examiners at the centre. This person must ensure that all candidates taking the 0530/03 Speaking test at the centre are judged against the same standards and that a valid rank order of candidates for the centre as a whole is produced. Standardisation can take various forms, but the initial marking of each candidate must be done by the teacher/Examiner as the test is being conducted and not on the basis of a recording.

- The Speaking tests of all candidates at the centre must be recorded. A single recorded sample for External moderation should then be produced according to the instructions in paragraph 4 (Recorded sample), with the additional requirement that the sample should, as far as possible, include equal numbers of recordings from each teacher/Examiner used at the centre. A Speaking Examination Working Mark Sheet should be submitted for each teacher/Examiner, with candidate names and numbers clearly entered.

- The final column on the Speaking Examination Working Mark Sheet (Internal and/or External moderation) must be used to record the results of Internal moderation and details of the centre's Internal moderation procedures must be enclosed with the materials for External moderation.

Guidelines for the Internal standardisation/moderation of Cambridge IGCSE foreign language Speaking tests are available from Cambridge.

Need a home tutor? Visit smiletutor.sg

© UCLES 2019

[Turn over

STRUCTURE OF THE TEST

Test 1: Role Plays (about 5 minutes) 30 marks

(a) A number of alternative Role Play Cards are supplied by Cambridge, and these should be used at random during each session of examining. The teacher/Examiner gives each candidate one card containing two role play situations (Role Play A and Role Play B). Each of these situations consists of five tasks (numbered 1–5 on the Role Play Cards). Candidates must be examined in both role play situations on the card they have been given and must complete all the tasks specified on their card. Having given the first candidate 15 minutes to prepare his/her two situations, the teacher/Examiner should hand a different card to the second candidate to prepare while the first candidate is being examined.

Candidates may not make written notes during their preparation time. They may take the Role Play Card they have prepared into the examination room. However, they may not take the Role Play Card away with them once the Speaking test is over.

Teacher/Examiners should note that although the timing for the role plays is given as five minutes, the actual time it takes to complete them will often be less and will vary from candidate to candidate.

(b) For each role play situation, the role of the teacher/Examiner is specified on pages 16–21 of this booklet. Usually, the teacher/Examiner has to initiate the dialogue. The teacher/Examiner is to assume the role of a well-disposed native speaker with no knowledge of the candidate's first language.

Teacher/Examiners must prepare the situations carefully and ensure that they play their role as prescribed by Cambridge in order that candidates are given the opportunity to attempt all the required tasks. The teacher/Examiner must not create extra tasks, nor must s/he omit tasks.

(c) Each situation must be carried out in full. If the candidate cannot handle one of the tasks set, the teacher/Examiner should not leave too long a pause, but should lead the candidate on to the next task.

(d) Should a candidate miss out a task, the teacher/Examiner should try to guide him/her back to it, in as natural a way as possible, e.g. by repeating or rephrasing a question if the candidate does not complete the task at the first attempt or gives an ambiguous response. It does not matter to Moderators that this may lead to tasks occurring in a different order, as long as they are all attempted. However, teacher/Examiners must ensure that, when rephrasing a task, they do not change its nature, e.g. if the task requires the candidate to produce a particular vocabulary item and this is in fact supplied by the teacher/Examiner, no credit can be given.

For the mark scheme, see Table A of the Marking Instructions.

Test 2: Topic Presentation/Conversation (about 5 minutes) 30 marks

(a) This part of the test starts with a one to two minute presentation by candidates on a topic of their choice which they will have prepared in advance. The teacher/Examiner will follow up the presentation with specific questions on the topic, bringing the total time for the Topic Presentation and Topic Conversation to approximately five minutes.

(b) It is not expected that all candidates within a centre will prepare the same topic. Candidates must be encouraged to choose a topic in which they have a personal interest. Suitable subjects might be, for example, 'School life', 'Hobbies and pastimes' (general or specific), 'My country', 'Life in another country', 'My ambitions', 'Holidays'. Topics dealing with politics or social and economic issues are ambitious for this level of achievement and may disadvantage candidates if they do not possess the linguistic skills and maturity of ideas which such topics necessitate. Candidates

Need a home tutor? Visit smiletutor.sg

© UCLES 2019

should not be allowed to present 'Myself' or 'My life' as topics as these can often pre-empt the General Conversation section.

(c) Candidates may use illustrative material, e.g. photographs, if this seems appropriate to their topic. However, they are not allowed to make or use written notes of any kind. Furthermore, illustrative material must not contain any words or notes of any kind. If illustrative material is used, the centre must enclose a photocopy of the material with the sample for External moderation. The centre number and candidate number must be clearly stated on the photocopy of the illustrative material.

(d) The teacher/Examiner must allow candidates to speak for one to two minutes uninterrupted on their chosen topic before starting the Topic Conversation. Where a candidate has been talking for two minutes and shows no sign of finishing his/her Topic Presentation, the teacher/Examiner must interrupt and start the Topic Conversation.

(e) In the Topic Conversation, candidates should be able to respond to the teacher/Examiner's questions in a spontaneous and natural manner. It is the extent to which candidates can manipulate their prepared material according to the needs of the teacher/Examiner that determines their marks: once the discussion of the prepared Topic begins, candidates must not be allowed to deliver a prepared monologue or a series of obviously prepared replies.

(f) The teacher/Examiner must try to extend the candidate as far as possible by giving him/her the opportunity to provide opinions and justifications and use a variety of tenses. Candidates who do not show that they are able to use past and future tenses accurately cannot be awarded a mark in the Satisfactory band or above for Language (see Table C of the Marking Instructions). In order to extend the candidate as far as possible, the teacher/Examiner should probe, explore, ask for explanations, enlargements, descriptions (how? when? why? tell me a bit more about… etc.).

For the mark scheme, see Tables B and C of the Marking Instructions.

Test 3: General Conversation (about 5 minutes) 30 marks

(a) The teacher/Examiner must indicate to the candidate the point of transition from Topic Conversation to General Conversation.

It can be helpful to ease the candidate into the General Conversation either by starting out from a point of interest noted earlier, or by asking a couple of general 'starter' questions relating to the candidate's everyday life.

Questioning in the General Conversation must not cover the same material as the Topic Conversation, e.g. if the candidate has talked about sport in the Topic Conversation, it is not appropriate for the teacher/Examiner to return to this topic in the General Conversation.

The General Conversation must last the stipulated five minutes for each candidate. Some candidates may dry up after a few minutes, but it is important to persevere with the conversation (e.g. by complete changes of subject), so that they are given every opportunity to do themselves justice.

(b) The teacher/Examiner should aim to cover **two or three** of the Defined Content Examination Topics in this section of the test (these are listed in the Syllabus Content section of the syllabus booklet). With weaker candidates, it may be necessary to cover a greater number of topics superficially, but with more able candidates, the teacher/Examiner should ask a series of linked questions on just two or three topics, in order to explore these in greater depth. Examples of suitable topics are school (subjects, number of periods, times, games, etc.), home, town, journey to and from school, free time (evenings, weekends), holidays, hobbies. All candidates can reasonably be expected to have the command of vocabulary and idiom necessary to discuss these topics.

Need a home tutor? Visit smiletutor.sg

Precise factual information or knowledge is not required, and candidates should not be penalised for lack of such knowledge. The teacher/Examiner should be ready to pass on quickly to another topic if candidates are obviously out of their depth. Teacher/Examiners should try to avoid questions which might embarrass or upset a candidate.

(c) Candidates are expected to give natural replies to questions so their answers need not be in the form of complete sentences. However, candidates whose conversation consists largely of monosyllabic or disjointed replies cannot gain much credit for such a performance, and it is therefore the teacher/Examiner's responsibility to avoid questions inviting answers of simply 'yes' or 'no'. Instead, the teacher/Examiner must use a variety of question types and interrogative adverbs, ranging from a basic level of simple questions which demand short predictable responses, e.g. when? how many? how long? with whom? with what? how? etc., to more searching questions such as why? tell me about… what do you think about?

(d) Questions should be adjusted to the candidate's ability. However, as in the Topic Conversation, the teacher/Examiner must try to extend the candidate as far as possible by giving them the opportunity to explain and justify their opinions and use a variety of tenses (themes could be past visits to other countries, plans for the future, etc.). Candidates who do not show that they are able to use past and future tenses accurately cannot be awarded a mark in the Satisfactory band or above for Language (see Table C of the Marking Instructions). More able candidates may not be able to do themselves justice if the more stretching questions are avoided.

(e) Candidates should be prompted and encouraged where necessary, and long silences should be avoided. However, candidates should not be interrupted unless it is clear that they cannot complete the answer. Incorrect answers should never be corrected, nor answers supplied when none are given. Questions should be rephrased (rather than repeated) in an attempt to maintain the dialogue.

(f) The use of vocabulary or phrases from the candidate's first language should be avoided, except in the case of particular institutions, e.g. names of examinations, types of school, etc.

(g) The teacher/Examiner must avoid talking too much and limiting the amount of time available to candidates to show what they can do. The onus is on candidates to show that they can converse adequately in the language, but at the same time it is up to the teacher/Examiner to make sure that candidates are given every opportunity to do so by following up any opening given.

For the mark scheme, see Tables B and C of the Marking Instructions.

Test 4: Impression 10 marks

At the end of the test, the teacher/Examiner must make an assessment of the candidate's pronunciation, intonation and fluency based on the candidate's overall performance in the Speaking test.

For the mark scheme, see Table D of the Marking Instructions.

Need a home tutor? Visit smiletutor.sg

© UCLES 2019

MARKING INSTRUCTIONS

Use the Speaking Examination Working Mark Sheet (see page 22: to be photocopied as required). An electronic version of the Working Mark Sheet is also available.

Test 1 Role Plays. 30 marks. Use Table A.

Enter the mark for each task in the ten columns 1–10 of the Speaking Examination Working Mark Sheet.

Test 2 Topic Presentation/Conversation. 30 marks. Use Tables B and C.

(i) Award a mark out of 15 for Communication using Table B.
Enter the mark in column 11.

(ii) Award a mark out of 15 for Language using Table C.
Enter the mark in column 12.

Test 3 General Conversation. 30 marks. Use Tables B and C.

Mark as for Test 2 using Tables B and C.
Enter marks out of 15 in columns 13 and 14.

Test 4 Impression. 10 marks. Use Table D.

Enter the mark (maximum 10) in column 15.

Add the marks and enter the total, in large figures, in the column headed Total Mark. Please double-check the addition as even small errors create problems.

Marking: General Principles

1 Teacher/Examiners are urged to use the full range of marks, bearing in mind that it is not necessary for a candidate to be of native speaker standard in order to be given maximum marks within any single category.

2 The general approach is a positive one and marks should be awarded based on what the candidate can do rather than deducted for errors.

3 Above all else, teacher/Examiners should be consistent in their marking. The moderation process allows for adjustments to be made to consistently harsh or consistently generous marking. Where teacher/Examiners are unsure of the mark to award, they should err on the side of generosity.

Need a home tutor? Visit smiletutor.sg

© UCLES 2019

[Turn over

TABLE A – Test 1: Role Plays (30 marks)

In this part of the test, the teacher/Examiner plays the part of a sympathetic native speaker with no knowledge of the candidate's first language.

The role plays test the ability of the candidates to communicate needs, information, requests, etc., in plausibly life-like situations. Intelligibility is therefore more important than grammatical or syntactic accuracy. However, verbal communication only is assessed: credit is not given for gestures, facial expressions or other non-verbal forms of communication.

Candidates are required to give natural responses, not necessarily in the form of full sentences. The use of appropriate register and correct idiom is rewarded.

Each of the ten tasks to be performed in the role plays will be assessed using the mark scheme below. Marks may not be awarded for the completion of tasks other than those specified by Cambridge in the Role Play Cards/Teachers' Notes Booklet, nor for tasks that are omitted.

An accurate utterance which not only conveys the meaning but which is expressed in native idiom and appropriate register. Minor errors (adjective endings, use of prepositions, etc.) are tolerated. The utterance is intelligible and the task of communication is achieved.	3
The language used is not necessarily the most appropriate to the situation and may contain inaccuracies which do not obscure the meaning.	2
Communication of some meaning is achieved, but the native speaker would find the message ambiguous or incomplete.	1
The utterance is unintelligible to the native speaker.	0

NB **1** If there are two elements in a task and only one is completed, then a maximum of one mark only may be awarded.

2 When awarding marks, teacher/Examiners should start at the bottom of the mark scheme and work upwards:

0 = nothing of worth communicated
1 = partial communication
2 = all points communicated – but with some linguistic inaccuracies – meaning clear
3 = meaning clear and accurately conveyed.

3 Short utterances, if appropriate, can be worth three marks.

Need a home tutor? Visit smiletutor.sg

© UCLES 2019

TABLES B and C – Tests 2 and 3: Topic Presentation/Conversation and General Conversation (2 □ 30 marks)

Each of Tests 2 and 3 is awarded two marks: a mark out of 15 for Communication and a mark out of 15 for Language (see Tables B and C).

It is important that teacher/Examiners award marks positively. In order to ensure that they reward achievement rather than penalise failure or omissions, teacher/Examiners should start at the bottom of the mark scheme and work upwards through the descriptors when awarding marks.

The teacher/Examiner should adopt a 'best-fit' approach. For each of the two assessment criteria, Communication (Table B) and Language (Table C), the teacher/Examiner must select the set of descriptors provided in the mark scheme that most closely describes the quality of the work being marked. As the teacher/Examiner works upwards through the mark scheme, s/he will eventually arrive at a set of descriptors that fits the candidate's performance. When s/he reaches this point, the teacher/Examiner should always then check the descriptors in the band above to confirm whether or not there is just enough evidence to award a mark in the higher band.

When awarding the marks for the Topic Presentation/Conversation, the teacher/Examiner may find that the quality of the work produced in the presentation is superior to that produced in the conversation (or vice versa). In such cases, the teacher/Examiner will need to award a mark that takes into account both the strengths and weaknesses of the performance.

To select the most appropriate mark within each set of descriptors, teacher/Examiners should use the following guidance:

- If most of the descriptors fit the work, then the teacher/Examiner will award the middle mark in the band.
- If the descriptors fully fit the work (and the teacher/Examiner had perhaps been considering the band above), the highest of the three marks will be awarded.
- If there is just enough evidence (and the teacher/Examiner had perhaps been considering the band below), then the lowest mark in the band will be awarded.

Where there are only two marks within a band, the choice will be between work which in most respects meets the descriptors and work which just meets the descriptors.

Need a home tutor? Visit smiletutor.sg

© UCLES 2019

[Turn over

TABLE B – Mark Scheme for Communication

This assesses the candidate's response in terms of comprehension of the teacher/Examiner, immediacy of reaction/response, and successful transmission of messages (including presentation of material in the topic).

Outstanding	• A spontaneous interchange between candidate and Examiner. Candidate responds fully and confidently to all question types. • Can justify and explain routinely. • Very consistent performance. Not necessarily of native speaker standard.	14–15
Very good	• Generally understands questions first time, but may require occasional rephrasing. Can respond satisfactorily to both straightforward and unexpected questions. • Regularly develops own ideas and opinions and provides justifications.	12–13
Good	• Has no difficulty with straightforward questions and responds satisfactorily to some unexpected ones. • Communicates essential elements and can expand occasionally. • Regularly expresses opinions with some simple justifications.	10–11
Satisfactory	• Understands most straightforward questions, but has difficulty with some unexpected ones and needs some rephrasing. • Communicates most of the essential elements. • Can convey simple, straightforward opinions.	7–9
Weak	• Has difficulty with many straightforward questions, but still attempts an answer. • Communicates simple pieces of information.	4–6
Poor	• Frequently has difficulty understanding the questions and has great difficulty in replying. • Communicates a few facts.	1–3
	• Communicates no relevant information.	0

Need a home tutor? Visit smiletutor.sg

© UCLES 2019

TABLE C – Mark Scheme for Language

This assesses the linguistic content of the candidate's answers in terms of complexity, accuracy and range of structures, vocabulary and idiom.

Outstanding	• Very accurate use of a wide range of structures, vocabulary and idiom with occasional errors in more complex language. • Not necessarily of native speaker standard.	14–15
Very good	• Wide range of mostly accurate structures and vocabulary.	12–13
Good	• Good range of generally accurate structures, varied vocabulary.	10–11
Satisfactory*	• Adequate range of structures and vocabulary. **Can use past and future tenses accurately.** Some ambiguity.	7–9
Weak	• Some manipulation of structures and awareness of verbs, though often faulty and/or incomplete. Shows elementary, limited vocabulary.	4–6
Poor	• Shows very limited range of structures and vocabulary.	1–3
	• Nothing coherent or accurate enough to be comprehensible.	0

*Candidates who do not show that they are able to use past and future tenses accurately cannot be awarded a mark in the Satisfactory band or above for Language.

TABLE D – Impression (10 marks)

This assesses the candidate's performance across the whole Speaking test in terms of pronunciation, intonation and fluency.

Very good pronunciation, intonation and fluency; an occasional slight mistake or hesitation. Not necessarily of native speaker standard.	9–10
Good pronunciation and fluency; makes a fair attempt at correct intonation and expression; some mistakes and/or hesitation.	7–8
A fair degree of fluency and accuracy in pronunciation despite quite a number of errors; some attempt at intonation and expression.	5–6
Conveys some meaning despite a lack of fluency and many errors; pronunciation strongly influenced by first language.	3–4
Many gross errors; frequently incomprehensible.	1–2
Nothing comprehensible.	0

Need a home tutor? Visit smiletutor.sg

© UCLES 2019

[Turn over

For Role Play Cards One, Two, Three. Role Play A

A

Estudiante: tú mismo/a
Profesor(a): panadero/a

Estás en España. Vas a la panadería porque quieres comprar pan.

P Salude al/a la estudiante y pregúntele "¿En qué puedo servirlo/la?"

E **(i)** Saluda al panadero / a la panadera; **y**

(ii) Dile lo que quieres hacer.

P Pregúntele "¿Quiere una barra grande o pequeña?"

E Escucha lo que te dice y dile qué quieres.

P Pregúntele "¿Cuántas barras de pan quiere?"

E Dile cuántas barras de pan quieres.

P Pregúntele "¿Quiere algo más?"

E Dile **otra** cosa que quieres comprar.

P Dígale "Muy bien. Aquí tiene."

E **(i)** Dale las gracias; **y**

(ii) Pregunta el precio.

P Responda de forma apropiada y termine la conversación.

Need a home tutor? Visit smiletutor.sg

© UCLES 2019

For Role Play Cards Four, Five, Six. Role Play A

A

Estudiante: tú mismo/a
Profesor(a): recepcionista

Estás de vacaciones en España. Llamas por teléfono para pedir una cita con el médico.

P Salude al/a la estudiante y pregúntele "¿En qué puedo servirlo/la?"

E **(i)** Saluda al/a la recepcionista; **y**

(ii) Dile lo que quieres.

P Pregúntele "¿Para qué día quiere la cita?"

E Dile para qué día quieres la cita.

P Pregúntele "¿Cuándo prefiere la cita: por la mañana o por la tarde?"

E Escucha lo que te dice y dile cuándo prefieres la cita.

P Pregúntele "¿Cuál es su fecha de nacimiento?"

E Dile tu fecha de nacimiento.

P Dígale "Muy bien."

E **(i)** Dale las gracias; **y**

(ii) Pregunta cuál es el nombre del médico.

P Responda de forma apropiada y termine la conversación.

Need a home tutor? Visit smiletutor.sg

© UCLES 2019

[Turn over

For Role Play Cards Seven, Eight, Nine. Role Play A

A

Estudiante: tú mismo/a
Profesor(a): camarero/a

Estás en España. Vas a una cafetería para desayunar.

P Salude al/a la estudiante y pregúntele "¿En qué puedo servirlo/la?"

E **(i)** Saluda al camarero / a la camarera; **y**

(ii) Dile lo que quieres hacer.

P Dígale "Muy bien. ¿Quiere sentarse dentro o en la terraza?"

E Escucha lo que te dice y dile dónde quieres sentarte.

P Pregúntele "¿Qué quiere tomar?"

E Dile **una** cosa que quieres tomar.

P Pregúntele "¿Quiere algo más?"

E Dile **otra** cosa que quieres tomar.

P Dígale "Perfecto."

E **(i)** Dale las gracias; **y**

(ii) Pregunta el precio.

P Responda de forma apropiada y termine la conversación.

Need a home tutor? Visit smiletutor.sg

© UCLES 2019

For Role Play Cards One, Four, Seven. Role Play B

B

Estudiante: tú mismo/a
Profesor(a): recepcionista

Estás en Chile. Llamas a una escuela de verano para pedir información sobre los cursos.

P Conteste al teléfono y diga "Buenos días. ¿En qué puedo servirlo/la?"

E **(i)** Saluda al/a la recepcionista; **y**

(ii) Dile lo que quieres.

P Pregúntele "¿Qué curso le gustaría hacer? Y ¿durante cuánto tiempo quiere hacer el curso?"

E **(i)** Dile qué curso te gustaría hacer; **y**

(ii) Dile durante cuánto tiempo quieres hacer el curso.

P Pregúntele "¿Cuándo quiere empezar el curso?"

E Responde a lo que te pregunta.

P Dígale "Bueno, podemos enviarle información por correo electrónico."

E (El/La recepcionista puede enviarte información por correo electrónico.)

(i) Estás contento/a: ¿Qué dices?

(ii) Explica por qué quieres hacer el curso.

P Dígale "Muy bien."

E Haz **una** pregunta sobre los cursos. (¿clases? ¿horario?)

P Responda de forma apropiada y termine la conversación.

Need a home tutor? Visit smiletutor.sg

For Role Play Cards Two, Five, Eight. Role Play B

B

Estudiante: tú mismo/a
Profesor(a): recepcionista del hotel

Estás en un hotel en Colombia. La cama está rota. Vas a la recepción.

P Salude al/a la estudiante y pregúntele "¿En qué puedo servirlo/la?"

E **(i)** Saluda al/a la recepcionista; **y**

(ii) Dile qué problema tienes.

P Pregúntele "¿Cuál es el número de su habitación? Y ¿cuándo vio que la cama estaba rota?"

E **(i)** Dile cuál es el número de tu habitación; **y**

(ii) Dile cuándo viste que la cama estaba rota.

P Dígale "Lo siento. Creo que no tenemos más habitaciones disponibles."

E (No tienen más habitaciones disponibles.)

(i) No estás contento/a: ¿Qué dices?

(ii) Dile que quieres hablar con el director.

P Dígale "¡Un momento! Tenemos otra habitación disponible. ¿Cuándo puede cambiar de habitación?"

E Responde a lo que te pregunta.

P Dígale "De acuerdo. Aquí tiene la llave."

E Haz **una** pregunta sobre la nueva habitación. (¿vistas? ¿bañera?)

P Responda de forma apropiada y termine la conversación.

Need a home tutor? Visit smiletutor.sg

© UCLES 2019

For Role Play Cards Three, Six, Nine. Role Play B

B

Estudiante: tú mismo/a
Profesor(a): empleado/a del aeropuerto

Estás en un aeropuerto en la Argentina. Vas a hablar con un empleado/una empleada porque han cancelado tu vuelo.

P **Salude al/a la estudiante y pregúntele "¿En qué puedo servirlo/la?"**

E **(i)** Saluda al empleado / a la empleada; **y**

(ii) Dile qué problema tienes.

P **Pregúntele "¿A qué hora era su vuelo? Y ¿adónde viaja?"**

E **(i)** Dile a qué hora era tu vuelo; **y**

(ii) Dile adónde viajas.

P **Dígale "Hay otro vuelo a su destino mañana."**

E (Hay otro vuelo a tu destino mañana.)

(i) No estás satisfecho/a: ¿Qué dices?

(ii) Explica por qué necesitas salir hoy.

P **Dígale "Lo siento pero es imposible volar hoy."**

E Quieres saber la hora del vuelo para mañana. Haz **una** pregunta apropiada.

P **Dígale "El vuelo es a las ocho. ¿Con quién viaja?"**

E Responde a lo que te pregunta.

P **Responda de forma apropiada y termine la conversación.**

Need a home tutor? Visit smiletutor.sg

© UCLES 2019

[Turn over

© UCLES 2019

SPANISH (0530)
Speaking Examination Working Mark Sheet

Please read the instructions printed in the Teachers' Notes Booklet before completing this form.

Centre Number						Centre Name		**November**	**2**	**0**	**1**	**9**

Candidate Number	R.P. Card no.	Candidate Name		Role Play A (max 15)					Role Play B (max 15)					Topic / Topic Conversation (max 30)		General Conversation (max 30)		Impression (max 10)	Total Mark	Internal and/or External Moderation
			Task	1	2	3	4	5	6	7	8	9	10	11	12	13	14	15		
			Mark (Max)	**3**	**3**	**3**	**3**	**3**	**3**	**3**	**3**	**3**	**3**	**15**	**15**	**15**	**15**	**10**	**100**	

Name of Examiner completing this form in capitals		Signature		Date						

Need a home tutor? Visit smiletutor.sg

Cambridge IGCSE Spanish (0530): Cover Sheet for Moderation Sample

A copy of this cover sheet must be completed by the centre and enclosed with the moderation documentation and recorded sample to be despatched to Cambridge.

Centre name: | **Centre number:**

1 Tick to confirm that the required moderation documents are enclosed:

- ☐ (i) Moderator copy of MS1 **or** printout of Internal Marks Report.
- ☐ (ii) Copy of completed Working Mark Sheet(s) (WMS).*

(* One WMS per Examiner in centres using more than one Examiner)

If any other documents are enclosed for Cambridge's attention, please list them below:

.....

2 Tick to confirm that documentation has been checked for arithmetical and transcription errors:

- ☐ (i) Addition of marks on WMS has been checked and Total Mark is correct for each candidate.
- ☐ (ii) Total Mark for each candidate has been correctly transferred to the MS1 or computer.

3 Tick to confirm that the recording quality of moderation samples has been checked:

- ☐ All sample recordings are clearly audible.
- ☐ Samples are recorded on standard size CDs and recorded at normal speed.
- ☐ **Digital recordings only:** each candidate saved individually and files saved as .mp3.

4 Tick to confirm that the correct number of candidates has been submitted for moderation:

For centres with 16 or fewer candidates, the following are enclosed:

- ☐ Recordings of the complete Speaking tests of all candidates.

For centres with 17 or more candidates, the following are enclosed:

- ☐ (i) Recordings of the complete Speaking tests of 6 candidates across the range **AND**
- ☐ (ii) Recordings of the complete Speaking tests of the first 10 candidates by candidate number.

5 CENTRES USING MORE THAN 1 EXAMINER – tick to confirm Internal moderation procedures:

- ☐ Copy of permission from Cambridge to use more than 1 Examiner enclosed.
- ☐ Internal moderation carried out and details of Internal moderation procedures enclosed.

Materials checked by: (name) | **Date:**

(signature)

Need a home tutor? Visit smiletutor.sg

© UCLES 2019

BLANK PAGE

Permission to reproduce items where third-party owned material protected by copyright is included has been sought and cleared where possible. Every reasonable effort has been made by the publisher (UCLES) to trace copyright holders, but if any items requiring clearance have unwittingly been included, the publisher will be pleased to make amends at the earliest possible opportunity.

To avoid the issue of disclosure of answer-related information to candidates, all copyright acknowledgements are reproduced online in the Cambridge Assessment International Education Copyright Acknowledgements Booklet. This is produced for each series of examinations and is freely available to download at www.cambridgeinternational.org after the live examination series.

Cambridge Assessment International Education is part of the Cambridge Assessment Group. Cambridge Assessment is the brand name of the University of Cambridge Local Examinations Syndicate (UCLES), which itself is a department of the University of Cambridge.

Need a home tutor? Visit smiletutor.sg

Cambridge Assessment International Education

Cambridge IGCSE®

CANDIDATE NAME									
CENTRE NUMBER						CANDIDATE NUMBER			

0123456789

SPANISH **0530/01**

Paper 1 Listening **For examination from 2020**

SPECIMEN PAPER

Approx. 45 minutes

Candidates answer on the question paper.

No additional materials are required.

READ THESE INSTRUCTIONS FIRST

Write your centre number, candidate number and name in the spaces at the top of this page.
Write in dark blue or black pen.
Do not use staples, paper clips, glue or correction fluid.

Answer **all** questions.

The number of marks is given in brackets [ ] at the end of each question or part question.

This document consists of **10** printed pages.

© UCLES 2017

Need a home tutor? Visit smiletutor.sg

Sección 1

Ejercicio 1 Preguntas 1–8

En esta sección del examen vas a oír una serie de observaciones o diálogos cortos que podrías oír en países donde se habla español.

Para cada pregunta indica tu respuesta escribiendo una X en la casilla correcta.

Vas a oír cada observación o diálogo dos veces.

Estás de vacaciones en España.

1 En la estación de autobús, preguntas cuál es el autobús para Toledo.

¿Qué número es el autobús para Toledo?

A	
B	
C	
D	

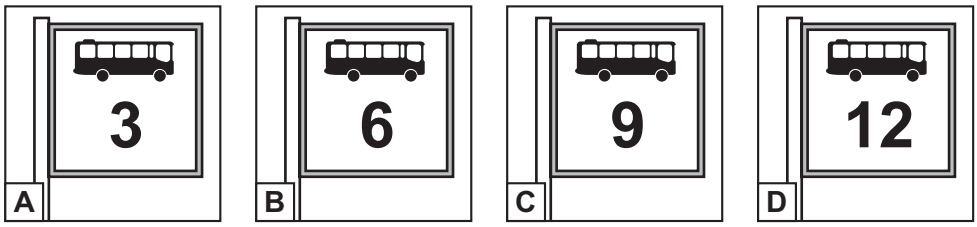

[1]

2 En Toledo preguntas dónde está la Oficina de Turismo. Una persona te responde:

¿Dónde está la Oficina de Turismo?

A	
B	
C	
D	

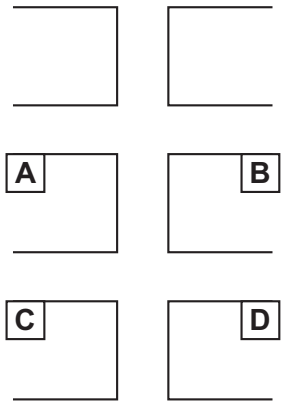

X
Estás aquí

[1]

Need a home tutor? Visit smiletutor.sg

3 En la Oficina de Turismo pides información sobre espectáculos para esta noche. El empleado te responde:

¿Qué puedes hacer esta noche?

A	
B	
C	
D	









[1]

4 Llegas a un hotel para reservar una habitación. La recepcionista te dice:

¿Qué tienes en tu habitación?

A	
B	
C	
D	

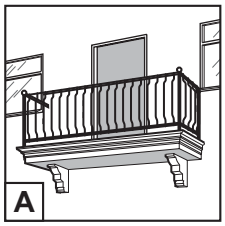

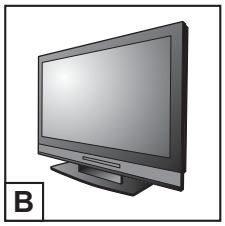

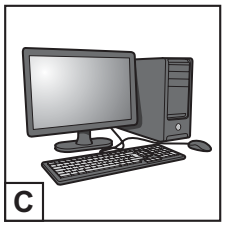



[1]

5 La recepcionista te dice:

¿Qué te pide la recepcionista?

A	
B	
C	
D	



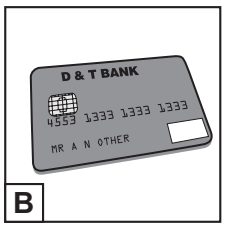

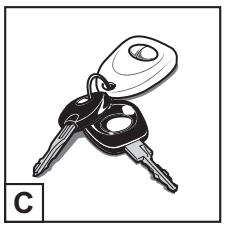

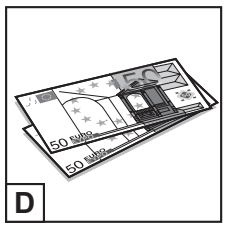

[1]

Need a home tutor? Visit smiletutor.sg

6 Vas a un restaurante y quieres comer algo rápido. El camarero te dice:

¿Qué te recomienda el camarero?

A ☐ B ☐ C ☐ D ☐

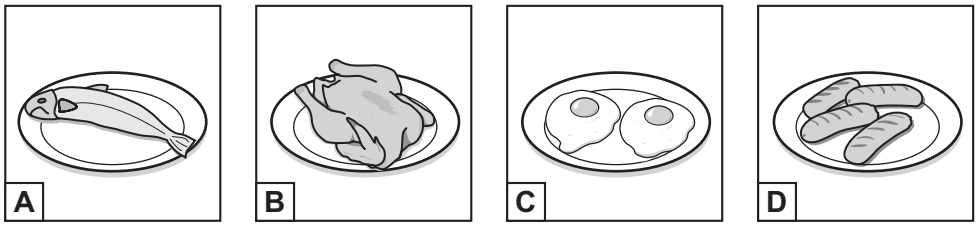

[1]

7 Quieres visitar algo de interés. El camarero te dice:

¿Qué puedes visitar?

A ☐ B ☐ C ☐ D ☐

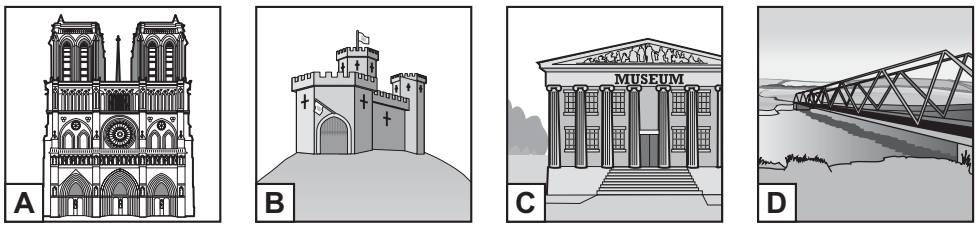

[1]

8 Cuando llegas, alguien te dice:

¿A qué hora es la visita con guía?

A ☐ B ☐ C ☐ D ☐



[1]

[Total: 8]

Need a home tutor? Visit smiletutor.sg

Ejercicio 2 Preguntas 9–14

Vas a oír un anuncio sobre las playas del Uruguay.

Escúchalo con atención y completa la ficha **en español**. Habrá una pausa durante el anuncio.

Vas a oír el anuncio dos veces, pero antes de escucharlo tienes unos segundos para leer las preguntas.

Playas del Uruguay

9 Uruguay: un país ……. en Sudamérica [1]

10 Largo de la costa atlántica: …….. kilómetros [1]

11 El verano dura desde octubre hasta …… . [1]

12 Clima el resto del año: ……. [1]

[PAUSA]

13 En la playa de Punta del Este, además de nadar y tomar el sol, se puede:


A


B


C

[1]

14 Otras actividades que se pueden hacer en Punta del Este:
(indica **2** respuestas)


A


B

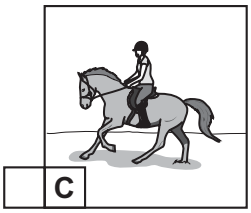
C


D

[2]

[Total: 7]

Need a home tutor? Visit smiletutor.sg

Sección 2

Ejercicio 1 Pregunta 15

Vas a oír la opinión de cuatro jóvenes sobre el reciclaje. Escucha lo que dicen con atención y escribe una X en la casilla si la afirmación es **Verdad**.

Hay que marcar **solo 6** casillas (XXXXXX).

Vas a oír lo que dicen dos veces, pero antes tienes unos segundos para leer las afirmaciones.

VERDAD

Luis

(a) Luis aprende en el colegio sobre la importancia de reciclar. ☐

(b) Los padres de Luis beben mucho vino. ☐

(c) Luis lleva las botellas al centro de reciclaje. ☐

Rosa

(d) Rosa piensa que reciclar es lo más importante. ☐

(e) Rosa piensa que hay que usar menos papel. ☐

(f) Rosa siempre escribe en papeles viejos. ☐

Roque

(g) Roque recoge latas en la calle para reciclar. ☐

(h) A Roque no le gusta ver basura en los parques. ☐

(i) Roque cree que sería mejor no vender bebidas en los parques. ☐

Penélope

(j) Penélope siempre recicla papeles y botellas. ☐

(k) Penélope va a comprar ropa con sus amigas. ☐

(l) La madre de Penélope tiene otra idea sobre qué reciclar. ☐

[Total: 6]

Need a home tutor? Visit smiletutor.sg

Ejercicio 2 Preguntas 16–24

Vas a oír una entrevista con Graciela, una chica que cuenta lo que está haciendo con un grupo de amigos. Escúchala con atención y contesta a las preguntas. Habrá una pausa durante la entrevista.

Primera parte: Preguntas 16 a 20. En cada frase hay algo que no corresponde a lo que se dice en la entrevista. Escucha la entrevista y escribe la palabra correcta **en español**.

Vas a oír la primera parte de la entrevista dos veces, pero antes tienes unos segundos para leer las preguntas 16 a 20.

16 Amigos del mismo ~~***club***~~ forman el grupo.

..... [1]

17 El grupo veía las noticias en ~~***televisión***~~.

..... [1]

18 Siempre se presentan ~~***instrucciones***~~ de los adultos.

..... [1]

19 Los jóvenes quieren presentar su manera de ~~***vivir***~~.

..... [1]

20 Para hacer un blog se necesita mucho ~~***dinero***~~.

..... [1]

[PAUSA]

Segunda parte: Preguntas 21 a 24. Vas a oír la segunda parte de la entrevista dos veces. Escúchala y contesta a las preguntas **en español**. Tienes unos segundos para leer las preguntas.

21 ¿Por qué no se necesita otro periódico para los jóvenes?

..... [1]

22 ¿Qué decidieron hacer primero los miembros del grupo?

..... [1]

23 ¿Con quién fueron a hablar?

..... [1]

24 ¿Sobre qué escriben los miembros del grupo?

..... [1]

[Total: 9]

Need a home tutor? Visit smiletutor.sg

Sección 3

Ejercicio 1 Preguntas 25–30

Vas a oír una entrevista en la radio con Ramona, que cuenta sobre un proyecto de teatro que organizó en la ciudad de Mérida.

Escucha la entrevista con atención y contesta a las preguntas escribiendo una X en la casilla correcta.

Habrá una pausa durante la entrevista.

Vas a oír la entrevista dos veces, pero antes tienes unos segundos para leer las preguntas.

25 ¿Cuál es el objetivo principal del proyecto de teatro de Mérida?

A		Atraer turistas.
B		Hacer teatro moderno.
C		Promocionar el teatro español.
D		Enseñar a los jóvenes a actuar. [1]

26 El proyecto quería ofrecer…

A		teatro para menores de 10 años.
B		teatro por Internet.
C		algo diferente para jóvenes.
D		comunicación entre las generaciones. [1]

27 El Ayuntamiento apoyó el proyecto porque…

A		ve que el proyecto trae beneficios.
B		trabaja con el gobierno nacional.
C		se preocupa poco por los jóvenes.
D		quiere más información. [1]

[PAUSA]

Need a home tutor? Visit smiletutor.sg

28 La novedad este año fue hacer teatro…

A		por la mañana.
B		al aire libre.
C		empezando a medianoche.
D		sin escenario. [1]

29 Los participantes tenían que…

A		ser mayores de 18 años.
B		ser estudiantes de la ciudad.
C		dedicar mucho tiempo.
D		tener mucha imaginación. [1]

30 ¿Qué planes tiene Ramona?

A		Repetir el proyecto en Mérida.
B		Trabajar con gente más joven.
C		Ir a vivir al extranjero.
D		Apoyar proyectos en otros sitios. [1]

[Total: 6]

Need a home tutor? Visit smiletutor.sg

Ejercicio 2 Preguntas 31–39

Vas a oír una entrevista de la radio con Jaime, campeón juvenil de moto trial. Escúchala con atención y contesta a las preguntas **en español**. Habrá dos pausas durante la entrevista. Vas a oír la entrevista dos veces, pero antes tienes unos segundos para leer las preguntas.

31 ¿Cuántos años tiene Jaime Bustos?

..... [1]

32 ¿Cómo es el terreno para las carreras de moto trial?

..... [1]

33 ¿Quién lo animó a practicar el deporte?

..... [1]

[PAUSA]

34 ¿Qué es lo que Jaime más quiere?

..... [1]

35 ¿Cómo llegó a ser campeón de España?

..... [1]

36 ¿Cuándo practica más horas al día?

..... [1]

[PAUSA]

37 Según Fernando, su entrenador, ¿de qué manera se entrena Jaime?

..... [1]

38 Además de ser comida sana, ¿qué otra ventaja tiene la manzana para Jaime?

..... [1]

39 ¿Por qué necesita Jaime comer bien?

..... [1]

[Total: 9]

Permission to reproduce items where third-party owned material protected by copyright is included has been sought and cleared where possible. Every reasonable effort has been made by the publisher (UCLES) to trace copyright holders, but if any items requiring clearance have unwittingly been included, the publisher will be pleased to make amends at the earliest possible opportunity.

Cambridge Assessment International Education is part of the Cambridge Assessment Group. Cambridge Assessment is the brand name of University of Cambridge Local Examinations Syndicate (UCLES), which itself is a department of the University of Cambridge.

Need a home tutor? Visit smiletutor.sg

Cambridge Assessment International Education

Cambridge IGCSE®

SPANISH **0530/01**

Paper 1 Listening **For examination from 2020**

MARK SCHEME

Maximum Mark: 45

Specimen

This document consists of **9** printed pages and **1** blank page.

© UCLES 2017

Need a home tutor? Visit smiletutor.sg

© UCLES 2017

1 General Marking Principles

1.1 Please note that it is not possible to list all acceptable alternatives in the Detailed Mark Scheme provided in Section 2. You will need to consider all alternative answers and unexpected approaches in candidates' scripts, make a decision on whether they communicate the required elements, and award marks accordingly.

The following marking principles underpin the detailed instructions provided in Section 2 of the Mark Scheme. **Where a decision is taken to deviate from these principles for a particular question, this will be specified in the Mark Scheme.** Often the general principles will have to be weighed up against each other, e.g. the answer might pass the look-alike test (1.5 (b)), but if the candidate has produced an answer that is another word in Spanish they will not score (1.6).

1.2 Crossing out:

(a)	If a candidate changes his/her mind over an answer and crosses out an attempt, award a mark if the final attempt is correct.
(b)	If a candidate crosses out an answer to a whole question but makes no second attempt at it, mark the crossed out work.

1.3 More than the stipulated number of boxes ticked/crossed by the candidate:

(a)	If more than one attempt is visible, but the candidate has clearly indicated which attempt is his/her final answer (e.g. by crossing out other attempts or by annotating the script in some way), mark in the usual way.
(b)	If two attempts are visible (e.g. 2 boxes ticked instead of the 1 box stipulated), and neither has been crossed out/discounted by the candidate, no mark can be awarded.
(c)	Where candidates must tick a number of boxes (e.g. tick the 6 true statements) and tick too many, apply the following rule: deduct the number of 'extra' answers indicated by the candidate from their number of correct answers. The remaining number is the mark awarded, e.g. the candidate is asked to tick 6 statements, but ticks 8. 5 of the ticks are correctly placed, but 2 are 'extras' (8 ticks placed by candidate minus 6 ticks required by rubric = 2 'extras'). Therefore the candidate is awarded a mark of 3.
(d)	Answers in pen do not take precedence over answers in pencil, e.g. if a candidate is asked to tick 1 box and ticks 2, one in pen and the other in pencil, the mark cannot be awarded unless there is explicit indication from the candidate as to which is his/her final answer.

1.4 For questions requiring more than one element for the answer, (i) and (ii), where the answers are interchangeable:

(a)	Both correct answers on line 1 and line 2 blank = 2
(b)	Both correct answers on line 1 and line 2 wrong = 1

(or vice-versa)

Need a home tutor? Visit smiletutor.sg

1.5 Answers requiring the use of Spanish (rather than a non-verbal response) should be marked for communication. Tolerate inaccuracies provided the message is clear.

(a)	'If in doubt, sound it out': if you read what the candidate has written, does it sound like the correct answer?
(b)	Look-alike test: does what the candidate has written look like the correct answer?
(c)	Accept incorrect gender or person unless Mark Scheme specifies otherwise.
(d)	Accept incorrect possessive adjectives, e.g. *mi, tu, su* etc., unless Mark Scheme specifies otherwise.
(e)	Accept incorrect tense unless Mark Scheme specifies otherwise.
(f)	Tolerate incorrect auxiliary unless Mark Scheme specifies otherwise.
(g)	Tolerate incorrect use of infinitive unless Mark Scheme specifies otherwise.

1.6 Unless the Mark Scheme specifies otherwise, **do not accept incorrect Spanish if the word given means something else in Spanish**. (Incorrect Spanish which constitutes a word in any language other than Spanish is marked (i) on the basis of whether it is accepted or refused in the Mark Scheme and (ii) if not mentioned in the Mark Scheme, on the basis of 1.5 above).

1.7 **Where words are combined or split inappropriately do not award the mark**, e.g. 'supadre' and 'elar tículo' (inappropriate splitting or combination is an indication that the candidate has not understood).

1.8 Annotation used in the Mark Scheme:

(a)	INV = invalidation and is used when additional material included by the candidate is judged to invalidate an otherwise correct answer thus preventing him/her from scoring the mark (INV = 0).
(b)	tc = 'tout court' and means that on its own the material is not sufficient to score the mark.
(c)	HA = harmless additional material which in conjunction with the correct answer does not prevent the candidate from scoring the mark.
(d)	BOD = benefit of the doubt and is used to indicate material considered by the Examiner and judged to be more correct than incorrect: the benefit of the doubt is given to the candidate and the mark is awarded.

© UCLES 2017

Need a home tutor? Visit smiletutor.sg

[Turn over

1.9 No response and '0' marks

Award NR (No Response):

If there is nothing written at all in the answer space or
If there is only a comment which does not in any way relate to the question being asked (e.g. 'can't do' or 'don't know') or
If there is only a mark which isn't an attempt at the question (e.g. a dash, a question mark).

Award 0:

If there is any attempt that earns no credit. This could, for example, include the candidate copying all or some of the question, or any working that does not earn any marks, whether crossed out or not.

Need a home tutor? Visit smiletutor.sg

© UCLES 2017

1.10 Extra material:

It is the candidate's responsibility to answer questions in such a way as to demonstrate to the Examiner that s/he has understood the recorded material. Where candidates introduce extra, irrelevant material to an otherwise correct answer the danger is that the Examiner is being forced to 'choose' the correct answer and s/he cannot be certain that the candidate has shown understanding. Where the Examiner is put in this position the mark cannot be awarded. The Detailed Mark Scheme cannot cover all eventualities and where specific instructions are not provided, Examiners must check the transcript to ensure the correct elements which would qualify for the mark are not contradicted or distorted by any extra material. The following, general, rules should be applied:

(a)	Extra material, mentioned in the Mark Scheme, which reinforces the correct answer or in itself constitutes an alternative correct answer:	this is acceptable and is not penalised
(b)	Extra material which constitutes an alternative answer, **but which is not explicitly mentioned in the Mark Scheme**:	the Examiner needs to decide, by consulting the transcript and the Team Leader if necessary, whether the alternative answer constitutes: (i) an alternative correct answer, in which case this falls into category (a) and the answer should be rewarded (ii) or an answer which on its own would be refused, in which case this falls into category (c) and the answer should be refused
(c)	Extra material which constitutes an alternative answer **specifically refused in the Mark Scheme**:	this puts the Examiner in the position of having to 'choose' which is the candidate's 'final' answer – the Examiner cannot be sure what the candidate has understood – and the mark cannot be awarded
(d)	Extra material which distorts or contradicts the correct answer:	this affects communication – the Examiner cannot be sure what the candidate has understood – and the mark cannot be awarded
(e)	Extra material introduced by the candidate and which does not feature in the original transcript:	this affects communication – the Examiner cannot be sure what the candidate has understood – and the mark cannot be awarded.

© UCLES 2017

Need a home tutor? Visit smiletutor.sg

[Turn over

2 Detailed Mark Scheme

Section 1 Exercise 1

Question	Answer	Marks	Guidance
1	C	**1**	
2	C	**1**	
3	B	**1**	
4	D	**1**	
5	A	**1**	
6	D	**1**	
7	A	**1**	
8	A	**1**	

Section 1 Exercise 2

Question	Answer	Marks	Guidance
9	pequeño	**1**	
10	1000 / mil	**1**	
11	marzo	**1**	
12	frío	**1**	
13	C (sailing)	**1**	
14	B (golf), AND C (horse riding)	**2**	

© UCLES 2017

Need a home tutor? Visit smiletutor.sg

Section 2 Exercise 1

Question	Answer	Marks	Guidance
15	(a) ✓ (b) (c) (d) (e) ✓ (f) ✓ (g) ✓ (h) ✓ (i) (j) (k) (l) ✓	**6**	A mark out of 6 is entered for the whole exercise.

Need a home tutor? Visit smiletutor.sg

© UCLES 2017

Section 2 Exercise 2: Part 1

Question	Answer	Marks	Guidance
16	colegio	1	
17	periódicos	1	
18	opiniones	1	
19	pensar	1	
20	trabajo	1	

Section 2 Exercise 2: Part 2

Question	Answer	Marks	Guidance
21	se venden/hay muchísimos/muchos periódicos	1	
22	escribir cartas al periódico local	1	
23	los periodistas	1	
24	los problemas de los jóvenes	1	

Section 3 Exercise 1

Question	Answer	Marks	Guidance
25	D	1	
26	C	1	
27	A	1	
28	B	1	
29	B	1	
30	D	1	

Need a home tutor? Visit smiletutor.sg

Section 3 Exercise 2

Question	Answer	Marks	Guidance
31	13	1	
32	montañoso / con obstáculos / difícil	1	
33	madre	1	
34	ser campeón del mundo	1	
35	ganando cuatro carreras	1	
36	sábados y domingos / fin de semana	1	
37	pasión / actitud positiva / con ganas	1	
38	fácil de llevar	1	
39	la moto es muy pesada / necesita fuerza para controlarla	1	

Need a home tutor? Visit smiletutor.sg

© UCLES 2017

BLANK PAGE

Need a home tutor? Visit smiletutor.sg

© UCLES 2017

Cambridge Assessment International Education

Cambridge IGCSE®

SPANISH **0530/01**

Paper 1 Listening **For examination from 2020**

SPECIMEN TRANSCRIPT

Approx. 45 minutes

This document consists of **12** printed pages.

© UCLES 2017

Need a home tutor? Visit smiletutor.sg

M1 **Sección 1**

M1 **Ejercicio 1. Preguntas 1 a 8.**

M1 En esta sección del examen vas a oír una serie de observaciones o diálogos cortos que podrías oír en países donde se habla español.

M1 Para cada pregunta indica tu respuesta escribiendo una X en la casilla correcta.

M1 Vas a oír cada observación o diálogo dos veces.

M1 Estás de vacaciones en España.

M1 **Número 1**

M1 En la estación de autobús, preguntas cuál es el autobús para Toledo.

* [SETTING: BUS STATION]

M2 *¿El autobús para Toledo? Es el número 9.*

M1 ¿Qué número es el autobús para Toledo? **

PAUSE 00'10"
REPEAT FROM * TO **
PAUSE 00'05"

M1 **Número 2**

M1 En Toledo preguntas dónde está la Oficina de Turismo. Una persona te responde:

* [SETTING: STREET]

F1 *¿La Oficina de Turismo? Aquí, muy cerca, en la primera calle a la izquierda.*

M1 ¿Dónde está la Oficina de Turismo? **

PAUSE 00'10"
REPEAT FROM * TO **
PAUSE 00'05"

Need a home tutor? Visit smiletutor.sg

© UCLES 2017

M1 **Número 3**

M1 En la Oficina de Turismo pides información sobre espectáculos para esta noche. El empleado te responde:

* [SETTING: TOURIST OFFICE]

M2 *Esta noche habrá un concierto en la plaza.*

M1 ¿Qué puedes hacer esta noche? *

PAUSE 00'10"
REPEAT FROM * TO **
PAUSE 00'05"

M1 **Número 4**

M1 Llegas a un hotel para reservar una habitación. La recepcionista te dice:

* [SETTING: HOTEL]

F2 *En este hotel todas las habitaciones tienen ducha.*

M1 ¿Qué tienes en tu habitación? **

PAUSE 00'10"
REPEAT FROM * TO **
PAUSE 00'05"

M1 **Número 5**

M1 La recepcionista te dice:

* [SETTING: HOTEL]

F2 *¿Me puede dar su pasaporte, por favor?*

M1 ¿Qué te pide la recepcionista? **

PAUSE 00'10"
REPEAT FROM * TO **
PAUSE 00'05"

Need a home tutor? Visit smiletutor.sg

M1 **Número 6**

M1 Vas a un restaurante y quieres comer algo rápido. El camarero te dice:

* [SETTING: RESTAURANT]

M2 *Le voy a traer unas salchichas.*

M1 ¿Qué te recomienda el camarero? **

PAUSE 00'10"
REPEAT FROM * TO **
PAUSE 00'05"

M1 **Número 7**

M1 Quieres visitar algo de interés. El camarero te dice:

* [SETTING: RESTAURANT]

M2 *La catedral está muy cerca de aquí.*

M1 ¿Qué puedes visitar? **

PAUSE 00'10"
REPEAT FROM * TO **
PAUSE 00'05"

M1 **Número 8**

M1 Cuando llegas, alguien te dice:

* [SETTING: CATHEDRAL]

F1 *A las diez y media es la visita con guía, si le interesa.*

M1 ¿A qué hora es la visita con guía? **

PAUSE 00'10"
REPEAT FROM * TO **
PAUSE 00'05"

Need a home tutor? Visit smiletutor.sg

© UCLES 2017

M1 **Ejercicio 2. Preguntas 9 a 14.**

M1 Vas a oír un anuncio sobre las playas del Uruguay. Escúchalo con atención y completa la ficha en español. Habrá una pausa durante el anuncio.

M1 Vas a oír el anuncio dos veces, pero antes de escucharlo tienes unos segundos para leer las preguntas.

PAUSE 00'30"

* [SETTING: ADVERTISEMENT]

F1 *¡Venga al Uruguay! Es el país más pequeño de Sudamérica, pero a pesar de ser pequeño tiene mil kilómetros de costa sobre el Océano Atlántico. Por eso el Uruguay ofrece un atractivo impactante: sus hermosas playas, que se destacan entre las mejores playas de Sudamérica. El verano en el Uruguay dura desde octubre hasta marzo. Llueve muy poco y el sol siempre brilla. El verano es la principal temporada turística, ya que el resto del año el clima es frío. Pero mientras dura el calor, las playas uruguayas son lo mejor.*

PAUSE 00'05"

F1 *La playa más famosa es Punta del Este que ofrece todo para pasarlo bien porque no se va a la playa sólo para nadar y tomar el sol. También se puede hacer vela en un mar maravilloso. Y la verdad es que Punta del Este es un destino ideal para todos los deportistas: los campos de golf son excelentes, mundialmente famosos, y si no le gusta el golf puede dar paseos a caballo por el campo. El Uruguay lo espera – serán unas vacaciones inolvidables. ***

PAUSE 00'10"

M1 Ahora vas a oír el anuncio por segunda vez.

REPEAT FROM * TO **

PAUSE 00'10"

Need a home tutor? Visit smiletutor.sg

M1 **Sección 2**

M1 **Ejercicio 1. Pregunta 15.**

M1 Vas a oír la opinión de cuatro jóvenes sobre el reciclaje.

M1 Escucha lo que dicen con atención y escribe una X en la casilla si la afirmación es **Verdad**.

M1 Hay que marcar **solo 6** casillas.

M1 Vas a oír lo que dicen dos veces, pero antes tienes unos segundos para leer las afirmaciones.

PAUSE 00'30"

M1 Escucha lo que dicen los jóvenes.

* [SETTING: INTERIOR]

M2 *Hola, me llamo Luis y tengo 17 años. En el colegio nos hablan constantemente de la importancia de reciclar. En mi casa guardamos siempre las botellas. El problema es que mis padres no toman vino con las comidas así que tenemos pocas botellas. De todas formas, en la cocina tenemos una caja donde ponemos todas las botellas y mi padre las lleva al centro de reciclaje a fin de mes.*

PAUSE 00'05"

F2 *Hola, yo me llamo Rosa. Tengo que decir que, en mi opinión, reciclar no es tan importante como usar menos cosas. Además, el papel reciclado es más feo que el papel nuevo. Para mí, es mejor usar menos papel para no tener tanto para reciclar. Por eso yo guardo los papeles viejos, y los uso para escribir cualquier cosa en vez de usar una hoja nueva.*

PAUSE 00'05"

M1 *Hola, soy Roque y continuamente recojo las latas que hay tiradas por todos lados en la calle para llevarlas a reciclar. Y no puedo entender cómo la gente también tira latas por los parques. En vez de pasear por un lugar agradable y limpio, tenemos que pasear por un lugar lleno de basura. Eso es porque hay una tienda de bebidas en el parque, pero hay un solo cubo de basura y no es suficiente.*

PAUSE 00'05"

F1 *Hola, me llamo Penélope. Yo no reciclo papeles o botellas como hacen todos. Yo reciclo otra cosa: mi ropa. Cuando me canso de algún vestido que tengo, le cambio este vestido a una amiga mía por otro de ella, así las dos tenemos vestidos nuevos. A mi madre esto no le gusta nada, me dice que recicle los periódicos como hacen todos y no los vestidos.* **

PAUSE 00'10"

M1 Ahora vas a oír a los jóvenes por segunda vez.

REPEAT FROM * TO **

PAUSE 00'10"

Need a home tutor? Visit smiletutor.sg

M1 **Ejercicio 2. Preguntas 16 a 24.**

M1 Vas a oír una entrevista con Graciela, una chica que cuenta lo que está haciendo con un grupo de amigos.

M1 Escúchala con atención y contesta a las preguntas.

M1 Habrá una pausa durante la entrevista.

M1 **Primera parte: Preguntas 16 a 20.**

M1 En cada frase hay algo que no corresponde a lo que se dice en la entrevista. Escucha la entrevista y escribe la palabra correcta en español.

M1 Vas a oír la primera parte de la entrevista dos veces, pero antes tienes unos segundos para leer las preguntas 16 a 20.

PAUSE 00'30"

* [SETTING: INTERIOR – RADIO INTERVIEW]

M2 *Bienvenida a nuestro programa, Graciela. Cuéntanos algo sobre tu organización.*

F2 *La verdad es que no es una organización. Simplemente hemos formado un grupo entre varios amigos que vamos al mismo colegio.*

M2 *Bueno, entonces cuéntanos sobre tu 'grupo'.*

F2 *Sí, te cuento cómo empezó todo. Nosotros mirábamos las noticias en los periódicos y en muchos casos no nos gustaba la forma en que se presentaban.*

M2 *Sí, eso nos pasa muchas veces a todos.*

F2 *Claro, pero lo que a nosotros nos parecía es que siempre se da la opinión de los adultos y nosotros, los jóvenes, nunca podíamos presentar nuestras opiniones. A nosotros, nos gustaría expresar a todos nuestra forma de pensar.*

M2 *Y entonces, ¿por qué no hacer un blog?*

F2 *Sí, pensamos en hacer un blog pero la verdad es que es un trabajo terrible, porque hay que escribir cosas nuevas con mucha frecuencia y eso es difícil de hacer por mucho tiempo.* **

PAUSE 00'20"

M1 Ahora vas a oír la primera parte de la entrevista por segunda vez.

REPEAT FROM * TO **

PAUSE 00'20"

Need a home tutor? Visit smiletutor.sg

M1 **Segunda parte: Preguntas 21 a 24.**

M1 Vas a oír la segunda parte de la entrevista dos veces. Escúchala y contesta a las preguntas en español. Tienes unos segundos para leer las preguntas.

PAUSE 00'30"

** [SETTING: INTERIOR – RADIO INTERVIEW]

F2 *Primero pensamos en sacar otro periódico para los jóvenes. Pero decidimos que todos los días se venden muchísimos periódicos en el mundo. Por eso, no se necesita uno más. Entonces tuvimos otra idea. Como casi todos los periódicos tienen una sección especial para 'cartas de los lectores', nosotros decidimos escribir cartas al periódico local.*

M2 *Y entonces, ¿qué pasó?*

F2 *Primero, no pasó nada. Entonces fuimos a hablar con los periodistas para decirles que nunca se leía las opiniones de los jóvenes. Y les pareció que teníamos razón y de vez en cuando incluyen en el periódico una carta de nuestro grupo.*

M2 *Y ¿de qué temas habláis en las cartas?*

F2 *Explicamos los problemas de los jóvenes en una forma simple y clara. Eso sí, no fue fácil. Enviamos un montón de cartas. Pero estamos contentos porque a veces hemos visto cómo cambian las cosas en la ciudad.*

M2 *Entonces, el mensaje para otros jóvenes es, "Si el periódico no publica tu carta en seguida, sigue escribiendo y con el tiempo tendrás resultados." Gracias, Graciela. Muy interesante. ****

PAUSE 00'20"

M1 Ahora vas a oír la segunda parte de la entrevista por segunda vez.

REPEAT FROM ** TO ***

PAUSE 00'20"

Need a home tutor? Visit smiletutor.sg

M2 **Sección 3**

M2 **Ejercicio 1. Preguntas 25 a 30.**

M2 Vas a oír una entrevista en la radio con Ramona, que cuenta sobre un proyecto de teatro que organizó en la ciudad de Mérida.

M2 Escucha la entrevista con atención y contesta a las preguntas escribiendo una X en la casilla correcta.

M2 Habrá una pausa durante la entrevista.

M2 Vas a oír la entrevista dos veces, pero antes tienes unos segundos para leer las preguntas.

PAUSE 01'00"

* [SETTING: RADIO INTERVIEW]

M1 *Ramona, bienvenida a nuestro programa. Quiero que nos cuentes sobre este proyecto de teatro que organizaste en Mérida.*

F1 *Cómo no, pero primero te tengo que decir quiénes somos. Somos una compañía teatral, que naturalmente queremos llevar el teatro de calidad de todos los países y de todas las épocas al gran público, pero sobre todo nos dedicamos a la formación de jóvenes a los que les pueda interesar trabajar en teatro. Y de eso voy a hablar ahora.*

M1 *Un proyecto muy interesante; cuéntanos como surgió.*

F1 *Nació hace diez años. Nos preocupaba que cada vez viniera menos gente al teatro y los que venían eran personas mayores. Por otra parte, se decía que los jóvenes se pasaban la vida frente al ordenador y sólo se comunicaban con los demás a través de Internet. Y nosotros nos preguntamos por qué no les ofrecíamos algo interesante y distinto a esos chicos.*

M1 *Y ¿cómo se concretó esto?*

F1 *El Ayuntamiento le dedica muchos esfuerzos a despertar nuevos intereses en los jóvenes. Nosotros le explicamos que a través del proyecto de teatro se ofrece una actividad cultural gratis, pero eso no es todo. Además se consigue el desarrollo social y personal de los jóvenes que participan, porque tienen que trabajar todos juntos en un proyecto que termina con la presentación de una obra de teatro. Por eso principalmente el Ayuntamiento nos financió.*

PAUSE 00'15"

M1 *Este año por ejemplo, ¿qué hizo el grupo, concretamente?*

F1 *Montamos el "Día del Teatro". Las actividades comenzaron por la mañana cuando todos los participantes realizaron los últimos preparativos en el Teatro Municipal. Luego se ofreció el espectáculo desde las ocho hasta medianoche. Este año decidimos poner la obra en un escenario instalado en el parque, lo que nunca antes se había hecho. El objeto fue acercar al público el trabajo de estos jóvenes, y tuvo muchísimo éxito.*

M1 *¿Quiénes son los que participaron en este proyecto?*

F1 *En total fueron unos 70 chicos y chicas de entre 12 y 18 años, que viven y estudian en Mérida. Dedicaron un rato a vivir mundos imaginarios, y al mismo tiempo descubrían si tenían habilidad para actuar.*

Need a home tutor? Visit smiletutor.sg

M1 *Muy interesante todo lo que nos has contado. Y ahora, ¿qué piensas hacer?*

F1 *Pues, esta iniciativa que comenzamos en Mérida también se puede hacer en otras partes y también va a tener mucho éxito porque hay mucha gente joven que se va a interesar por el teatro si se lo saben presentar. Los invitamos a todos los oyentes a que sigan nuestro ejemplo. Si se ponen en contacto con nosotros, los vamos a ayudar… ***

PAUSE 00'15"

M2 Ahora vas a oír la entrevista por segunda vez.

REPEAT FROM * TO **

PAUSE 00'15"

Need a home tutor? Visit smiletutor.sg

M1 **Ejercicio 2. Preguntas 31 a 39.**

M1 Vas a oír una entrevista de la radio con Jaime, campeón juvenil de moto trial. Escúchala con atención y contesta a las preguntas en español.

M1 Habrá dos pausas durante la entrevista.

M1 Vas a oír la entrevista dos veces, pero antes tienes unos segundos para leer las preguntas.

PAUSE 00'45"

* [SETTING: RADIO INTERVIEW]

F2 *Con sólo once años, Jaime Bustos se convirtió en el campeón de moto de España en la categoría trial juvenil, compitiendo con otros aficionados de la moto mayores que él. Ahora, con trece años sigue asombrando a todos y nos cuenta cómo se prepara no sólo de forma física, sino también mental para la competición mientras sigue con sus estudios. Jaime, primero de todo, explícanos qué se entiende por 'moto trial'.*

M2 *Bueno, trial es una prueba de habilidad con moto o bicicleta que se realiza sobre terrenos montañosos y con obstáculos preparados para que el recorrido sea más difícil.*

F2 *Interesante. Tengo entendido que empezaste de muy, muy pequeño…*

M2 *Al poco tiempo de aprender a caminar, me subí a una moto y comencé a practicar. Mi madre, que es una enamorada de este deporte, me hizo empezar a practicar el trial. Pero mi padre estaba siempre preocupado, pensando que podría tener un accidente.*

PAUSE 00'20"

F2 *Los otros participantes son mayores que tú…*

M2 *Sí. Compito con chicos mayores, aún así siempre que voy al circuito quiero ganar y dar el máximo. De hecho, lo que más deseo es ser campeón del mundo, esto es lo que tengo como objetivo final. Sé que es complicado, pero me parece posible.*

F2 *Ya has tenido triunfos importantes.*

M2 *Sí, en octubre, llegué a ser campeón de España ganando cuatro carreras. Y el pasado mes de noviembre gané también el Campeonato de Cataluña, de doce pruebas.*

F2 *Te felicito, pero el entrenamiento tiene que ser duro.*

M2 *No me resulta duro, disfruto mucho practicando trial. Me entreno cinco días a la semana. Los lunes, miércoles y viernes lo hago durante dos horas mientras que los sábados y los domingos, monto en la moto hasta cuatro horas. A pesar de que me lleva mucho tiempo, merece la pena. Además, me organizo bien. Me queda tiempo para salir con mis amigos y por supuesto para estudiar. Tengo tiempo para todo.*

PAUSE 00'20"

F2 *Fernando, tu entrenador, destaca que además de la pasión que le pones es fundamental la actitud positiva con la que encaras tus entrenamientos y tus pruebas.*

M2 *Si eso dice mi entrenador, será verdad. La clave está en que entreno mucho y siempre con ganas.*

Need a home tutor? Visit smiletutor.sg

F2 *Jaime, veo que estás comiendo una manzana. Dime, ¿tienes algún secreto para mantener tu estado físico?*

M2 *Oye, siempre tengo una manzana conmigo. No es que me guste tanto el sabor, sino porque es fácil de llevar. Creo que trato de comer comida sana y la moto es muy pesada y siendo tan joven necesito toda mi fuerza para controlarla.*

F2 *Bueno, muy bien. Muchas gracias por venir al programa. Y buena suerte.* **

PAUSE 00'45"

M1 Ahora vas a oír la entrevista por segunda vez.

REPEAT FROM * TO **

PAUSE 00'45"

M1 Se ha terminado el examen. Cierra tu cuestionario.

E This is the end of the examination.

Permission to reproduce items where third-party owned material protected by copyright is included has been sought and cleared where possible. Every reasonable effort has been made by the publisher (UCLES) to trace copyright holders, but if any items requiring clearance have unwittingly been included, the publisher will be pleased to make amends at the earliest possible opportunity.

Cambridge Assessment International Education is part of the Cambridge Assessment Group. Cambridge Assessment is the brand name of University of Cambridge Local Examinations Syndicate (UCLES), which itself is a department of the University of Cambridge.

Need a home tutor? Visit smiletutor.sg

Cambridge Assessment International Education

Cambridge IGCSE®

CANDIDATE NAME									
CENTRE NUMBER						CANDIDATE NUMBER			

0123456789

SPANISH **0530/02**

Paper 2 Reading **For examination from 2020**

SPECIMEN PAPER

1 hour

Candidates answer on the question paper.

No additional materials are required.

READ THESE INSTRUCTIONS FIRST

Write your centre number, candidate number and name in the spaces at the top of this page.
Write in dark blue or black pen.
Do not use staples, paper clips, glue or correction fluid.

Answer **all** questions.

The number of marks is given in brackets [ ] at the end of each question or part question.

This document consists of **14** printed pages and **2** blank pages.

© UCLES 2017

[Turn over

Need a home tutor? Visit smiletutor.sg

BLANK PAGE

Need a home tutor? Visit smiletutor.sg

© UCLES 2017

Sección 1

Ejercicio 1 Preguntas 1–5

Para cada pregunta indica tu respuesta escribiendo una X en la casilla correcta.

1 Tienes que levantarte a las siete y media mañana. Indica la hora correcta.

A	
B	
C	
D	



[1]

2 A tu amigo le gusta mucho leer. ¿Adónde va?

A		Biblioteca
B		Banco
C		Dentista
D		Piscina

[1]

3 Sales de casa pero está lloviendo. ¿Qué necesitas?

A		Un paraguas
B		Un libro
C		Una bicicleta
D		Un bolso

[1]

Need a home tutor? Visit smiletutor.sg

4 Ves este letrero.

DESAYUNO COMPLETO

DESDE LAS 7.00

¿Qué se anuncia aquí?

A	
B	
C	
D	



[1]

5 Ves este letrero.

SERVICIOS EN PLANTA BAJA

¿Adónde tienes que ir para los servicios?

A	
B	
C	
D	

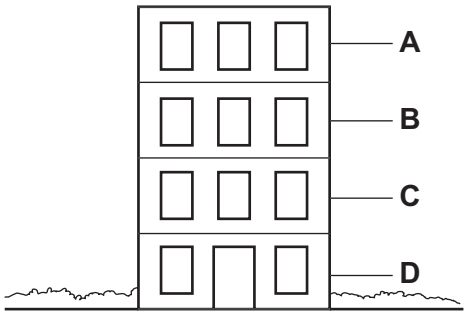

[1]

[Total: 5]

Need a home tutor? Visit smiletutor.sg

Ejercicio 2 Preguntas 6–10

Mira los dibujos.



Indica tu respuesta, colocando A, B, C, D, E o F en la casilla que corresponda.

6 Enrique: “Me duele la cabeza. Necesito aspirinas.” ☐

7 Lucia: “Hoy me apetece ver una película.” ☐

8 Juan: “Hace sol. Voy a dar un paseo.” ☐

9 Cristina: “Quiero bailar con mis amigos.” ☐

10 Felipe: “Tengo que ir a clase.” ☐

[Total: 5]

Need a home tutor? Visit smiletutor.sg

Ejercicio 3 Preguntas 11–15

Lee el texto con cuidado. Para cada pregunta indica tu respuesta escribiendo una X en la casilla correcta.

Comentario personal: Los jóvenes y el dinero

Nos habla **Paco**….

Los jóvenes necesitamos dinero, sí – pero ¿de verdad necesitamos tanto dinero? Yo prefiero estar contento. En mi familia somos cinco hermanos y mis padres trabajan los dos. Mis abuelos me explican la importancia del dinero para los jóvenes y los mayores.

Tengo amigos en mi colegio que gastan mucho dinero sin pensar. Siempre quieren comprar la camiseta o el pantalón de última moda. A mí me parece tonto.

Yo prefiero guardar mi dinero para más tarde: quiero visitar otros países después del colegio.

11 Para Paco, lo importante es estar…

A		cómodo.
B		contento.
C		activo.

[1]

12 Paco habla del dinero con sus…

A		hermanos.
B		padres.
C		abuelos.

[1]

Need a home tutor? Visit smiletutor.sg

© UCLES 2017

13 A los amigos de Paco les encanta comprar…

A	☐	ropa.
B	☐	zapatos.
C	☐	música.

[1]

14 Paco cree que gastar dinero sin pensar es…

A	☐	tonto.
B	☐	normal.
C	☐	cómico.

[1]

15 Al terminar el colegio, Paco va a…

A	☐	estudiar.
B	☐	trabajar.
C	☐	viajar.

[1]

[Total: 5]

Need a home tutor? Visit smiletutor.sg

Sección 2

Ejercicio 1 Preguntas 16–20

Lee este anuncio.

Camping Valle Verde

- Al llegar al camping por primera vez, por favor presente su carné o pasaporte en la recepción.
- Para mayor seguridad se ruega a los clientes dejar su coche en el aparcamiento, y entrar al camping a pie.
- Desde las 24 horas hasta las 8 horas se necesita silencio total. Entre estas horas están prohibidas las fiestas.
- Padres: la supervisión de los menores de 8 años es obligatoria en la piscina.
- Los animales domésticos son bienvenidos en el camping, pero los dueños son responsables de controlarlos.
- Al terminar la visita, se debe salir del camping antes de las 12 del mediodía.

Completa cada frase con una palabra de la lista.

cantar	coches	comer	discoteca
jóvenes	perro	piscina	policía
recepción	tienda		

16 Los nuevos clientes del camping deben ir a la ..... . [1]

17 Los ..... están prohibidos en el camping. [1]

18 Por la noche no se permite ..... en el camping. [1]

19 Los niños pequeños no pueden estar solos en la ..... . [1]

20 Puedes llevar tu ..... contigo al camping. [1]

[Total: 5]

Need a home tutor? Visit smiletutor.sg

© UCLES 2017

Dar la vuelta para el Ejercicio 2.

Need a home tutor? Visit smiletutor.sg

Ejercicio 2 Preguntas 21–30

Lee la carta de Isa a su amigo José y contesta a las preguntas **en español**.

Hola José:

¿Qué tal tu vida?

Aquí todo sigue igual y aunque me parece increíble, ya hace casi un año que salí del instituto y empecé un curso para ser secretaria.

Al principio del curso me dijeron que sería bastante fácil encontrar trabajo en una oficina, pero no ha sido así. Hace seis meses que busco trabajo pero no he conseguido nada.

A lo mejor ha sido mala época para buscar trabajo. Hago todo lo que puedo; todos los días miro en Internet pero no hay nada para mí. Hay cosas, pero no me interesa trabajar en un bar.

Mis amigos están preocupados porque no salgo con ellos. Lo que pasa es que como todos ganan un sueldo, salen todos los fines de semana a comprarse ropa nueva. Yo no gano nada y tengo que quedarme en casa. ¡Estoy muy aburrida!

Me levanto cada vez más tarde, y mi padre está muy enfadado conmigo. Mi madre es más comprensiva, pero dice que debería apuntarme en una agencia.

Tengo una posibilidad. Mis tíos en Colombia me han escrito para invitarme a pasar seis meses con ellos – pero ¡está tan lejos! No sé si debo ir o no.

Tú, ¿qué harías? ¿Puedes aconsejarme?

Muchos besos

Isa

Need a home tutor? Visit smiletutor.sg

© UCLES 2017

21 ¿Cuándo dejó Isa el instituto?

..... [1]

22 ¿En qué quería trabajar Isa?

..... [1]

23 ¿Al principio, por qué se sentía optimista?

..... [1]

24 ¿Por qué ahora está menos optimista?

..... [1]

25 ¿Cómo busca trabajo?

..... [1]

26 ¿Cómo reaccionan los amigos de Isa a su situación?

..... [1]

27 ¿Por qué los amigos de Isa pueden comprar ropa nueva?

..... [1]

28 ¿Por qué se aburre Isa?

..... [1]

29 ¿Por qué no está contento el padre con Isa?

..... [1]

30 ¿Por qué le preocupa a Isa viajar a Colombia?

..... [1]

[Total: 10]

Need a home tutor? Visit smiletutor.sg

Sección 3

Ejercicio 1 Preguntas 31–35

Lee este artículo e indica si las afirmaciones que siguen son verdaderas o falsas. **Si son FALSAS, escribe una frase en español para corregirlas.**

ATENCIÓN: hay dos afirmaciones que son **VERDADERAS** y tres afirmaciones que son **FALSAS**.

UN MUNDO DE COLORES Y ALEGRÍA

Carmen Echeberri vive en un mundo de color y alegría. Radicada en Buenos Aires, es una de las modistas más conocidas del mundo.

La aventura comenzó en 1991 con su primer desfile de moda en Buenos Aires. Fue controvertido, y los colores y las formas no tenían nada que ver con lo que se diseñaba en aquel momento. Carmen surgió como la única creadora latinoamericana que se atrevió a "declarar la guerra" al color negro. Hoy, casada con dos hijos, sigue creando, combinando el papel de madre con la gestión de un negocio internacional.

¿Carmen, recuerdas quién fue la primera persona que apreció tu talento artístico?

Yo misma. De pequeña pasaba largas temporadas con mi abuela en Montevideo. Ella invitaba a sus amigos a su casa y yo organizaba una obra de teatro: la escribía, hacía los decorados, la ropa, montaba la música y ponía a mis primos de actores. Me fascinaba todo lo relacionado con el diseño.

¿Qué tipo de madre eres?

Antes intentaba ser estricta. Hasta los 12 años mis hijos me pedían permiso para todo. "Mamá, ¿puedo comerme un caramelo?" o "¿me puedo beber una coca cola?" Yo decía: ¡No! Pero ahora les dejo hacer lo que quieran. No sé si es bueno o malo, pero ya no tengo fuerzas. Ésta es una etapa difícil, lo mejor es esperar que pase.

¿Han heredado tus hijos tu temperamento artístico?

Cuando eran pequeños pensé que sí. Me hubiera gustado, pero al mayor le entusiasma el deporte, y mi hija sueña con hacerse ingeniera.

Y ahora te lanzas al mercado japonés. ¿Debes estar entusiasmada?

Sí, me fascina el oriente. Es la fuente de todo lo más elegante en el mundo.
Es un nuevo desafío...

Pues, te deseamos mucha suerte. Gracias, Carmen Echeberri.

Need a home tutor? Visit smiletutor.sg

© UCLES 2017

Ejemplo:	**VERDADERO**	**FALSO**
Carmen Echeberri tiene su base en Río de Janeiro.		×

Carmen Echeberri tiene su base en Buenos Aires.

	VERDADERO	**FALSO**
31 Sus diseños iniciales tenían poca originalidad.		

	VERDADERO	**FALSO**
32 Al principio de su carrera evitaba el uso del negro.		

	VERDADERO	**FALSO**
33 Cuando era joven se interesó por las artes.		

	VERDADERO	**FALSO**
34 Siempre les ha dado mucha libertad a sus hijos.		

	VERDADERO	**FALSO**
35 Sus hijos le siguen los pasos.		

[Total: 8]

Need a home tutor? Visit smiletutor.sg

Ejercicio 2 Preguntas 36–42

Lee este artículo sobre el senderismo y contesta a las preguntas **en español**.

SENDERISMO – UN DEPORTE PARA TODOS

Todos necesitamos practicar más deporte y disfrutar del medio ambiente. Pero parece que nunca disponemos del tiempo suficiente y siempre hay algo más importante que hacer. Claro que nunca somos demasiado viejos para echarnos a andar. Nos comenta Rafael Aves, considerado un auténtico fenómeno, puesto que todavía disfruta del senderismo a sus ochenta y ocho años: “Todo el mundo puede disfrutar, incluso a todas las edades. Mi abuelo era muy aficionado y me llevaba con él desde muy pequeño.

“El senderismo es un deporte fenomenal, pero de nada sirve comenzar a practicarlo sin estar preparado. Se trata de marchar con seguridad, marcando la ruta en el mapa de antemano. Llevo más de ochenta años practicando este deporte pero nunca salgo sin la brújula, que era de mi abuelo, y que además creo que me trae suerte. Él siempre decía que era indispensable prepararse bien, aunque hoy en día la mayoría de los circuitos de senderismo tienen señales que nos indican el camino a seguir.

“El calzado es fundamental y las botas de senderismo deben ser altas para proteger bien el tobillo, ya que es importante acordarse de que muchas veces el senderismo se hará en terreno desigual. También es recomendable que utilicemos un bastón en cada mano, que sirve de punto de apoyo para ascender más rápidamente, además de aumentar la quema de calorías.

“Pero ya he hablado bastante de cosas técnicas. Al fin y al cabo lo que más preocupa a los senderistas es… ¿qué comida elegir un día de senderismo? – bocadillos, barritas, tortilla, fruta, dulces. Pero lo que nunca tenemos que olvidarnos es el agua. En un día de senderismo en el campo bajo el sol, sin agua estamos perdidos. Yo siempre opto por llevar poca comida porque es una cosa más para llevar en la mochila. La comida fuerte siempre se puede hacer al llegar a casa.”

Need a home tutor? Visit smiletutor.sg

© UCLES 2017

36 ¿Por qué Rafael Aves puede ser un buen ejemplo para los más jóvenes?

..... [1]

37 ¿Por qué Rafael lleva siempre la brújula de su abuelo?

..... [1]

38 ¿Por qué en el pasado era más difícil seguir las rutas de senderismo?

..... [1]

39 Si se llevan botas inadecuadas, ¿qué parte del cuerpo se puede dañar?

..... [1]

40 ¿Cuándo ayudan los bastones a los senderistas?

..... [1]

41 Para Rafael, ¿qué es esencial llevar?

..... [1]

42 ¿Por qué Rafael lleva poca comida con él? Indica tu respuesta colocando una X en la casilla correcta.

A		Come fuerte antes.
B		No le gusta llevar muchas cosas.
C		Recorre rutas cortas.
D		No tiene hambre cuando camina. [1]

[Total: 7]

Need a home tutor? Visit smiletutor.sg

BLANK PAGE

Permission to reproduce items where third-party owned material protected by copyright is included has been sought and cleared where possible. Every reasonable effort has been made by the publisher (UCLES) to trace copyright holders, but if any items requiring clearance have unwittingly been included, the publisher will be pleased to make amends at the earliest possible opportunity.

Cambridge Assessment International Education is part of the Cambridge Assessment Group. Cambridge Assessment is the brand name of University of Cambridge Local Examinations Syndicate (UCLES), which itself is a department of the University of Cambridge.

Need a home tutor? Visit smiletutor.sg

Cambridge Assessment International Education

Cambridge IGCSE®

SPANISH **0530/02**

Paper 2 Reading **For examination from 2020**

MARK SCHEME

Maximum Mark: 45

Specimen

This document consists of **10** printed pages.

© UCLES 2017

Need a home tutor? Visit smiletutor.sg

© UCLES 2017

1 General Marking Principles

1.1 It is not possible to list all acceptable alternatives in the Detailed Mark Scheme provided in Section 2. You will need to consider all alternative answers and unexpected approaches in candidates' scripts, make a decision on whether they communicate the required elements and award marks accordingly.

The following marking principles underpin the detailed instructions provided in Section 2 of the Mark Scheme. **Where a decision is taken to deviate from these principles for a particular question, this will be specified in the Mark Scheme.** Often the general principles will have to be weighed up against each other, e.g. the answer might pass the look-alike test (1.5 (b)), but if the candidate has produced an answer that is another word in Spanish, they will not score (1.6).

1.2 Crossing out:

(a)	If a candidate changes his/her mind over an answer and crosses out an attempt, award a mark if the final attempt is correct.
(b)	If a candidate crosses out an answer to a whole question but makes no second attempt at it, mark the crossed out work.

1.3 More than the stipulated number of boxes ticked/crossed by the candidate:

(a)	If more than one attempt is visible, but the candidate has clearly indicated which attempt is his/her final answer (e.g. by crossing out other attempts or by annotating the script in some way), mark in the usual way.
(b)	If two attempts are visible (e.g. 2 boxes ticked instead of the 1 box stipulated), and neither has been crossed out/discounted by the candidate, no mark can be awarded.
(c)	Where candidates must tick a number of boxes (e.g. tick the 6 true statements) and tick too many, apply the following rule: deduct the number of 'extra' answers indicated by the candidate from their number of correct answers. The remaining number is the mark awarded, e.g. the candidate is asked to tick 6 statements, but ticks 8. 5 of the ticks are correctly placed, but 2 are 'extras' (8 ticks placed by candidate minus 6 ticks required by rubric = 2 'extras'). Therefore the candidate is awarded a mark of 3.
(d)	Answers in pen do not take precedence over answers in pencil, e.g. if a candidate is asked to tick 1 box and ticks 2, one in pen and the other in pencil, the mark cannot be awarded unless there is explicit indication from the candidate as to which is his/her final answer.

1.4 For questions requiring more than one element for the answer, (i) and (ii), where the answers are interchangeable:

(a)	Both correct answers on line 1 and line 2 blank = 2.
(b)	Both correct answers on line 1 and line 2 wrong = 1.

(or vice-versa)

Need a home tutor? Visit smiletutor.sg

1.5 Answers requiring the use of Spanish (rather than a non-verbal response) should be marked for communication. Tolerate inaccuracies provided the message is clear.

(a)	'If in doubt, sound it out': if you read what the candidate has written, does it sound like the correct answer?
(b)	Look-alike test: does what the candidate has written look like the correct answer?
(c)	Accept incorrect gender or person unless Mark Scheme specifies otherwise.
(d)	Accept incorrect possessive adjectives, e.g. *mi, tu, su* etc., unless Mark Scheme specifies otherwise (in general, Section 2 accept, Section 3 consult Mark Scheme carefully).
(e)	Accept incorrect tense unless Mark Scheme specifies otherwise.
(f)	Tolerate incorrect auxiliary unless Mark Scheme specifies otherwise.
(g)	Tolerate incorrect use of infinitive unless Mark Scheme specifies otherwise.

1.6 Unless the Mark Scheme specifies otherwise, **do not accept incorrect Spanish if the word given means something else in Spanish**. (Incorrect Spanish which constitutes a word in any language other than Spanish is marked (i) on the basis of whether it is accepted or refused in the Mark Scheme and (ii) if not mentioned in the Mark Scheme, on the basis of 1.5 above).

1.7 Annotation used in the Mark Scheme:

(a)	INV = Invalidation and is used when additional material included by the candidate is judged to invalidate an otherwise correct answer thus preventing him/her from scoring the mark (INV = 0).
(b)	tc = 'tout court' and means that on its own the material is not sufficient to score the mark.
(c)	HA = harmless additional material which in conjunction with the correct answer does not prevent the candidate from scoring the mark.
(d)	BOD = Benefit of the Doubt and is used to indicate material considered by the Examiner and judged to be more correct than incorrect: the benefit of the doubt is given to the candidate and the mark is awarded.

© UCLES 2017

Need a home tutor? Visit smiletutor.sg

1.8 No response and '0' marks

Award NR (No Response):

If there is nothing written at all in the answer space or
If there is only a comment which does not in any way relate to the question being asked (e.g. 'can't do' or 'don't know') or
If there is only a mark which isn't an attempt at the question (e.g. a dash, a question mark).

Award 0:

If there is any attempt that earns no credit. This could, for example, include the candidate copying all or some of the question, or any working that does not earn any marks, whether crossed out or not.

Need a home tutor? Visit smiletutor.sg

© UCLES 2017

© UCLES 2017

1.9 Extra material: Section 3

In **Section 3** it is the candidate's responsibility to answer questions in such a way as to demonstrate to the Examiner that s/he has understood the texts/questions. Where candidates introduce extra, irrelevant material to an otherwise correct answer, the danger is that the Examiner is being forced to 'choose' the correct answer and s/he cannot be certain that the candidate has shown understanding. Where the Examiner is put in this position, the mark cannot be awarded.

In **Section 3**, look for signs of genuine comprehension. Usually, candidates who lift indiscriminately fail to demonstrate comprehension and will not score the mark. However, careful lifting of the details required to answer the question does demonstrate comprehension and should be rewarded. The Detailed Mark Scheme (Section 3) provides specific guidance but in cases not covered, the following general rules apply:

(a)	Extra material, mentioned in the Mark Scheme, which reinforces the correct answer or in itself constitutes an alternative correct answer:	this is acceptable and is not penalised
(b)	Extra material which constitutes an alternative answer, **but which is not explicitly mentioned in the Mark Scheme**:	the Examiner needs to decide, by consulting the text, whether the alternative answer constitutes: (i) an alternative correct answer, in which case this falls into category (a) and the answer should be rewarded (ii) or an answer which on its own would be refused, in which case this falls into category (c) and the answer should be refused
(c)	Extra material which constitutes an alternative answer **specifically refused in the Mark Scheme**:	this puts the Examiner in the position of having to 'choose' which is the candidate's 'final' answer – the Examiner cannot be sure what the candidate has understood – and the mark cannot be awarded
(d)	Extra material which distorts or contradicts the correct answer:	this affects communication – the Examiner cannot be sure what the candidate has understood – and the mark cannot be awarded
(e)	Extra material introduced by the candidate and which does not feature in the text:	this affects communication – the Examiner cannot be sure what the candidate has understood – and the mark cannot be awarded.

Need a home tutor? Visit smiletutor.sg

[Turn over

2 Detailed Mark Scheme

Section 1 Exercise 1

Question	Answer	Marks	Guidance
1	B	**1**	
2	A	**1**	
3	A	**1**	
4	B	**1**	
5	D	**1**	

Section 1 Exercise 2

Question	Answer	Marks	Guidance
6	F	**1**	
7	C	**1**	
8	D	**1**	
9	A	**1**	
10	E	**1**	

Section 1 Exercise 3

Question	Answer	Marks	Guidance
11	B	**1**	
12	C	**1**	
13	A	**1**	
14	A	**1**	
15	C	**1**	

© UCLES 2017

Need a home tutor? Visit smiletutor.sg

Section 2 Exercise 1

Question	Answer	Marks	Guidance
16	recepción	**1**	
17	coches	**1**	
18	cantar	**1**	
19	piscina	**1**	
20	perro	**1**	

Section 2 Exercise 2

- **In this exercise**, reward the candidate for being able to locate the answer in the passage.
- Ignore extra material (whether Spanish is accurate or inaccurate) unless the Mark Scheme specifies otherwise.
- Accept lifting unless it is specifically refused in the Mark Scheme.
- Read Section 1: General Marking Principles.
- Accept incorrect possessive pronouns.

Question	Answer	Marks	Guidance
21	hace casi un año	**1**	
22	secretaria / oficina	**1**	
23	dijeron que sería bastante fácil encontrar trabajo	**1**	
24	hace seis meses que busca trabajo / no ha conseguido nada	**1**	
25	en Internet	**1**	
26	están preocupados	**1**	
27	ganan un sueldo	**1**	
28	tiene que quedarse en casa	**1**	
29	se levanta tarde	**1**	
30	está tan lejos	**1**	

© UCLES 2017

Need a home tutor? Visit smiletutor.sg

© UCLES 2017

Section 3

Look for signs of genuine comprehension. Usually, candidates who lift **indiscriminately** fail to demonstrate comprehension and will not score the mark. However, **careful** lifting of the details required to answer the question does demonstrate comprehension and should be rewarded. This Detailed Mark Scheme provides specific guidance but in cases not covered, see Section 1: General Marking Principles.

In this section, take into account the whole of the candidate's answer.

READ SECTION 1: GENERAL MARKING PRINCIPLES

Section 3 Exercise 1

1 Mark available per question for True or False + 1 Mark available for correction of each False statement.

First award marks for the True/False element and then award marks for the justification of the False statements.

Question	Answer	Marks	Guidance
	VERDADERO / **FALSO** ☐ / ✓ ✓ / ☐ ☐ / ✓ ☐ / ✓ ☐ / ✓		
31		**1**	See notes above for marking True/False element
32		**1**	See notes above for marking True/False element
33		**1**	See notes above for marking True/False element

Need a home tutor? Visit smiletutor.sg

Question	Answer	Marks	Guidance
34		**1**	See notes above for marking True/False element
35		**1**	See notes above for marking True/False element

Question	Answer	Marks	Guidance
31	FALSO		
	ACCEPT: CHECK FALSO IS TICKED No tenían nada que ver con los que existían ya.	**1**	REFUSE MERE ADDITION OF NEGATIVE
32	VERDADERO		
33	VERDADERO		
34	FALSO		
	ACCEPT: CHECK FALSO IS TICKED Antes daba menos libertad a sus hijos.	**1**	REFUSE MERE ADDITION OF NEGATIVE
35	FALSO		
	ACCEPT: CHECK FALSO IS TICKED Se interesan por otras cosas.	**1**	REFUSE MERE ADDITION OF NEGATIVE

Section 3 Exercise 2

Question	Answer	Marks	Guidance
36	Todavía <u>disfruta del senderismo a sus ochenta y ocho años</u>.	**1**	
37	(cree que le trae) <u>suerte</u>	**1**	
38	porque no había señales (que nos indican el camino a seguir)	**1**	
39	el tobillo	**1**	
40	<u>un punto de apoyo</u> (para ascender más rápidamente)	**1**	

© UCLES 2017

Need a home tutor? Visit smiletutor.sg

Question	Answer	Marks	Guidance
41	agua	1	
42	B	1	

Need a home tutor? Visit smiletutor.sg

© UCLES 2017

Cambridge Assessment International Education

Cambridge IGCSE®

SPANISH **0530/03**

Paper 3 Speaking Role Play Card One **For examination from 2020**

SPECIMEN ROLE PLAY

Approx. 15 minutes

No additional materials are required.

READ THESE INSTRUCTIONS FIRST

You must carry out the tasks specified in the situations overleaf. The roles to be played by the examiner and yourself are indicated. You have 15 minutes to prepare the situations.
The important thing is to convey the message.
You should remember that you are taking part in a **conversation**: you must respond to what the examiner says and not simply carry out the tasks supplied as though the examiner were not there.
Although it may not be specified, you are expected to include such details as “Good Morning”, “Thank you”, etc., as appropriate.

This document consists of **2** printed pages.

© UCLES 2017

Need a home tutor? Visit smiletutor.sg

A

Estudiante: tú mismo/a
Profesor(a): recepcionista de un hotel

Hiciste una reserva para ti y para un grupo de amigos en un hotel. Acabas de llegar al hotel.

1 **(i)** Saluda al/a la recepcionista; **y**

(ii) Explícale que hiciste una reserva para el grupo por Internet.

2 Dile para cuántas noches es la reserva.

3 Dile cuántos hay en el grupo. (¿chicos? ¿chicas?)

4 Escucha la pregunta y dile cómo quieres pagar.

5 **(i)** Dale las gracias; **y**

(ii) Pídele información sobre el desayuno. (¿hora?)

B

Estudiante: tú mismo/a
Profesor(a): empleado/a de una tienda

Estás de vacaciones en España. Compraste una camisa. Vas a la tienda para cambiarla porque hay un problema.

1 **(i)** Saluda al/a la empleado/a; **y**

(ii) Dile lo que quieres.

2 Contesta a lo que te pregunta.

3 **(i)** Dile cuándo la compraste; **y**

(ii) Explícale que has perdido el recibo.

4 Pregúntale algo sobre las camisas que tiene. (¿color? ¿tamaño? ¿modelo?)

5 **(i)** Expresa satisfacción; **y**

(ii) Dile qué camisa quieres.

Permission to reproduce items where third-party owned material protected by copyright is included has been sought and cleared where possible. Every reasonable effort has been made by the publisher (UCLES) to trace copyright holders, but if any items requiring clearance have unwittingly been included, the publisher will be pleased to make amends at the earliest possible opportunity.

Cambridge Assessment International Education is part of the Cambridge Assessment Group. Cambridge Assessment is the brand name of University of Cambridge Local Examinations Syndicate (UCLES), which itself is a department of the University of Cambridge.

Need a home tutor? Visit smiletutor.sg

Cambridge Assessment International Education

Cambridge IGCSE®

0123456789

SPANISH **0530/03**

Paper 3 Speaking Role Play Card Two **For examination from 2020**

SPECIMEN ROLE PLAY

Approx. 15 minutes

No additional materials are required.

READ THESE INSTRUCTIONS FIRST

You must carry out the tasks specified in the situations overleaf. The roles to be played by the examiner and yourself are indicated. You have 15 minutes to prepare the situations.
The important thing is to convey the message.
You should remember that you are taking part in a **conversation**: you must respond to what the examiner says and not simply carry out the tasks supplied as though the examiner were not there.
Although it may not be specified, you are expected to include such details as “Good Morning”, “Thank you”, etc., as appropriate.

This document consists of **2** printed pages.

© UCLES 2017

Need a home tutor? Visit smiletutor.sg

A

Estudiante: tú mismo/a
Profesor(a): recepcionista de un hotel

Hiciste una reserva para ti y para un grupo de amigos en un hotel. Acabas de llegar al hotel.

1 **(i)** Saluda al/a la recepcionista; **y**

(ii) Explícale que hiciste una reserva para el grupo por Internet.

2 Dile para cuántas noches es la reserva.

3 Dile cuántos hay en el grupo. (¿chicos? ¿chicas?)

4 Escucha la pregunta y dile cómo quieres pagar.

5 **(i)** Dale las gracias; **y**

(ii) Pídele información sobre el desayuno. (¿hora?)

B

Estudiante: tú mismo/a
Profesor(a): padre/madre de tu amigo/a

Estás de vacaciones en la casa de unos amigos españoles. Los padres te proponen ir a un museo mañana pero tú ya lo has visitado.

1 **(i)** Agradécele el plan que tiene para mañana; **y**

(ii) Explica el problema.

2 **(i)** Dile que te gusta nadar; **y**

(ii) Explícale que quieres conocer alguna playa cercana.

3 **(i)** Reacciona con entusiamo; **y**

(ii) Explícale que experiencia tienes de salir en barco.

4 Pregúntale algo sobre la Isla de los Lobos.

5 Contesta a lo que te pregunta.

Permission to reproduce items where third-party owned material protected by copyright is included has been sought and cleared where possible. Every reasonable effort has been made by the publisher (UCLES) to trace copyright holders, but if any items requiring clearance have unwittingly been included, the publisher will be pleased to make amends at the earliest possible opportunity.

Cambridge Assessment International Education is part of the Cambridge Assessment Group. Cambridge Assessment is the brand name of University of Cambridge Local Examinations Syndicate (UCLES), which itself is a department of the University of Cambridge.

Need a home tutor? Visit smiletutor.sg

Cambridge Assessment International Education

Cambridge IGCSE®

0123456789

SPANISH **0530/03**

Paper 3 Speaking Role Play Card Three **For examination from 2020**

SPECIMEN ROLE PLAY

Approx. 15 minutes

No additional materials are required.

READ THESE INSTRUCTIONS FIRST

You must carry out the tasks specified in the situations overleaf. The roles to be played by the examiner and yourself are indicated. You have 15 minutes to prepare the situations.
The important thing is to convey the message.
You should remember that you are taking part in a **conversation**: you must respond to what the examiner says and not simply carry out the tasks supplied as though the examiner were not there.
Although it may not be specified, you are expected to include such details as “Good Morning”, “Thank you”, etc., as appropriate.

This document consists of **2** printed pages.

© UCLES 2017

Need a home tutor? Visit smiletutor.sg

A

Estudiante: tú mismo/a
Profesor(a): recepcionista de un hotel

Hiciste una reserva para ti y para un grupo de amigos en un hotel. Acabas de llegar al hotel.

1 **(i)** Saluda al/a la recepcionista; **y**

(ii) Explícale que hiciste una reserva para el grupo por Internet.

2 Dile para cuántas noches es la reserva.

3 Dile cuántos hay en el grupo. (¿chicos? ¿chicas?)

4 Escucha la pregunta y dile cómo quieres pagar.

5 **(i)** Dale las gracias; **y**

(ii) Pídele información sobre el desayuno. (¿hora?)

B

Estudiante: tú mismo/a
Profesor(a): dueño/a de una tienda de bicicletas

Estás buscando un trabajo para las vacaciones y llamas por teléfono a una tienda de bicicletas.

1 **(i)** Saluda, preséntate; **y**

(ii) Explica para qué llamas.

2 **(i)** Dile tu edad; **y**

(ii) Dile algo sobre la experiencia que tienes.

3 **(i)** Muestra sorpresa; **y**

(ii) Explica por qué no te importa trabajar los sábados.

4 Pregúntale algo sobre lo que vas a ganar.

5 Contesta a lo que te pregunta.

Permission to reproduce items where third-party owned material protected by copyright is included has been sought and cleared where possible. Every reasonable effort has been made by the publisher (UCLES) to trace copyright holders, but if any items requiring clearance have unwittingly been included, the publisher will be pleased to make amends at the earliest possible opportunity.

Cambridge Assessment International Education is part of the Cambridge Assessment Group. Cambridge Assessment is the brand name of University of Cambridge Local Examinations Syndicate (UCLES), which itself is a department of the University of Cambridge.

Need a home tutor? Visit smiletutor.sg

Cambridge Assessment International Education

Cambridge IGCSE®

0123456789

SPANISH **0530/03**

Paper 3 Speaking Role Play Card Four **For examination from 2020**

SPECIMEN ROLE PLAY

Approx. 15 minutes

No additional materials are required.

READ THESE INSTRUCTIONS FIRST

You must carry out the tasks specified in the situations overleaf. The roles to be played by the examiner and yourself are indicated. You have 15 minutes to prepare the situations.
The important thing is to convey the message.
You should remember that you are taking part in a **conversation**: you must respond to what the examiner says and not simply carry out the tasks supplied as though the examiner were not there.
Although it may not be specified, you are expected to include such details as “Good Morning”, “Thank you”, etc., as appropriate.

This document consists of **2** printed pages.

© UCLES 2017

Need a home tutor? Visit smiletutor.sg

A

Estudiante: tú mismo/a
Profesor(a): amigo/a español(a)

Llamas por teléfono a un(a) amigo/a español(a) para invitarlo/la a una discoteca.

1 **(i)** Saluda a tu amigo/a; **y**

(ii) Pregúntale si quiere ir a la discoteca contigo.

2 Escucha lo que te dice y dile qué día quieres ir.

3 Explícale dónde está la discoteca.

4 Dile a qué hora quieres ir a la discoteca.

5 **(i)** Dale las gracias; **y**

(ii) Pregúntale dónde os vais a encontrar.

B

Estudiante: tú mismo/a
Profesor(a): empleado/a de una tienda

Estás de vacaciones en España. Compraste una camisa. Vas a la tienda para cambiarla porque hay un problema.

1 **(i)** Saluda al/a la empleado/a; **y**

(ii) Dile lo que quieres.

2 Contesta a lo que te pregunta.

3 **(i)** Dile cuándo la compraste; **y**

(ii) Explícale que has perdido el recibo.

4 Pregúntale algo sobre las camisas que tiene. (¿color? ¿tamaño? ¿modelo?)

5 **(i)** Expresa satisfacción; **y**

(ii) Dile qué camisa quieres.

Permission to reproduce items where third-party owned material protected by copyright is included has been sought and cleared where possible. Every reasonable effort has been made by the publisher (UCLES) to trace copyright holders, but if any items requiring clearance have unwittingly been included, the publisher will be pleased to make amends at the earliest possible opportunity.

Cambridge Assessment International Education is part of the Cambridge Assessment Group. Cambridge Assessment is the brand name of University of Cambridge Local Examinations Syndicate (UCLES), which itself is a department of the University of Cambridge.

Need a home tutor? Visit smiletutor.sg

Cambridge Assessment International Education

Cambridge IGCSE®

SPANISH **0530/03**

Paper 3 Speaking Role Play Card Five **For examination from 2020**

SPECIMEN ROLE PLAY

Approx. 15 minutes

No additional materials are required.

READ THESE INSTRUCTIONS FIRST

You must carry out the tasks specified in the situations overleaf. The roles to be played by the examiner and yourself are indicated. You have 15 minutes to prepare the situations.
The important thing is to convey the message.
You should remember that you are taking part in a **conversation**: you must respond to what the examiner says and not simply carry out the tasks supplied as though the examiner were not there.
Although it may not be specified, you are expected to include such details as “Good Morning”, “Thank you”, etc., as appropriate.

This document consists of **2** printed pages.

© UCLES 2017

Need a home tutor? Visit smiletutor.sg

A

Estudiante: tú mismo/a
Profesor(a): amigo/a español(a)

Llamas por teléfono a un(a) amigo/a español(a) para invitarlo/la a una discoteca.

1 **(i)** Saluda a tu amigo/a; **y**

(ii) Pregúntale si quiere ir a la discoteca contigo.

2 Escucha lo que te dice y dile qué día quieres ir.

3 Explícale dónde está la discoteca.

4 Dile a qué hora quieres ir a la discoteca.

5 **(i)** Dale las gracias; **y**

(ii) Pregúntale dónde os vais a encontrar.

B

Estudiante: tú mismo/a
Profesor(a): padre/madre de tu amigo/a

Estás de vacaciones en la casa de unos amigos españoles. Los padres te proponen ir a un museo mañana pero tú ya lo has visitado.

1 **(i)** Agradécele el plan que tiene para mañana; **y**

(ii) Explica el problema.

2 **(i)** Dile que te gusta nadar; **y**

(ii) Explícale que quieres conocer alguna playa cercana.

3 **(i)** Reacciona con entusiamo; **y**

(ii) Explícale que experiencia tienes de salir en barco.

4 Pregúntale algo sobre la Isla de los Lobos.

5 Contesta a lo que te pregunta.

Permission to reproduce items where third-party owned material protected by copyright is included has been sought and cleared where possible. Every reasonable effort has been made by the publisher (UCLES) to trace copyright holders, but if any items requiring clearance have unwittingly been included, the publisher will be pleased to make amends at the earliest possible opportunity.

Cambridge Assessment International Education is part of the Cambridge Assessment Group. Cambridge Assessment is the brand name of University of Cambridge Local Examinations Syndicate (UCLES), which itself is a department of the University of Cambridge.

Need a home tutor? Visit smiletutor.sg

Cambridge Assessment International Education

Cambridge IGCSE®

0123456789

SPANISH **0530/03**

Paper 3 Speaking Role Play Card Six **For examination from 2020**

SPECIMEN ROLE PLAY

Approx. 15 minutes

No additional materials are required.

READ THESE INSTRUCTIONS FIRST

You must carry out the tasks specified in the situations overleaf. The roles to be played by the examiner and yourself are indicated. You have 15 minutes to prepare the situations.
The important thing is to convey the message.
You should remember that you are taking part in a **conversation**: you must respond to what the examiner says and not simply carry out the tasks supplied as though the examiner were not there.
Although it may not be specified, you are expected to include such details as “Good Morning”, “Thank you”, etc., as appropriate.

This document consists of **2** printed pages.

© UCLES 2017

Need a home tutor? Visit smiletutor.sg

A

Estudiante: tú mismo/a
Profesor(a): amigo/a español(a)

Llamas por teléfono a un(a) amigo/a español(a) para invitarlo/la a una discoteca.

1 **(i)** Saluda a tu amigo/a; **y**

(ii) Pregúntale si quiere ir a la discoteca contigo.

2 Escucha lo que te dice y dile qué día quieres ir.

3 Explícale dónde está la discoteca.

4 Dile a qué hora quieres ir a la discoteca.

5 **(i)** Dale las gracias; **y**

(ii) Pregúntale dónde os vais a encontrar.

B

Estudiante: tú mismo/a
Profesor(a): dueño/a de una tienda de bicicletas

Estás buscando un trabajo para las vacaciones y llamas por teléfono a una tienda de bicicletas.

1 **(i)** Saluda, preséntate; **y**

(ii) Explica para qué llamas.

2 **(i)** Dile tu edad; **y**

(ii) Dile algo sobre la experiencia que tienes.

3 **(i)** Muestra sorpresa; **y**

(ii) Explica por qué no te importa trabajar los sábados.

4 Pregúntale algo sobre lo que vas a ganar.

5 Contesta a lo que te pregunta.

Permission to reproduce items where third-party owned material protected by copyright is included has been sought and cleared where possible. Every reasonable effort has been made by the publisher (UCLES) to trace copyright holders, but if any items requiring clearance have unwittingly been included, the publisher will be pleased to make amends at the earliest possible opportunity.

Cambridge Assessment International Education is part of the Cambridge Assessment Group. Cambridge Assessment is the brand name of University of Cambridge Local Examinations Syndicate (UCLES), which itself is a department of the University of Cambridge.

Need a home tutor? Visit smiletutor.sg

Cambridge Assessment International Education

Cambridge IGCSE®

0123456789

SPANISH **0530/03**

Paper 3 Speaking Role Play Card Seven **For examination from 2020**

SPECIMEN ROLE PLAY

Approx. 15 minutes

No additional materials are required.

READ THESE INSTRUCTIONS FIRST

You must carry out the tasks specified in the situations overleaf. The roles to be played by the examiner and yourself are indicated. You have 15 minutes to prepare the situations.
The important thing is to convey the message.
You should remember that you are taking part in a **conversation**: you must respond to what the examiner says and not simply carry out the tasks supplied as though the examiner were not there.
Although it may not be specified, you are expected to include such details as “Good Morning”, “Thank you”, etc., as appropriate.

This document consists of **2** printed pages.

© UCLES 2017

Need a home tutor? Visit smiletutor.sg

A

Estudiante: tú mismo/a
Profesor(a): empleado/a del museo

Durante tus vacaciones en España, llamas para reservar entradas a una exposición para tu familia y para ti.

1 **(i)** Saluda al/a la empleado/a; **y**

(ii) Dile que quieres reservar entradas a la exposición.

2 Dile para cuántas personas quieres entradas.

3 Escucha lo que te dice y dile qué día quieres ir a la exposición.

4 **(i)** Dale tu nombre; **y**

(ii) Deletréalo.

5 **(i)** Dale las gracias; **y**

(ii) Pregunta algo sobre la exposición. (¿duración de la visita? ¿horario?)

B

Estudiante: tú mismo/a
Profesor(a): empleado/a de una tienda

Estás de vacaciones en España. Compraste una camisa. Vas a la tienda para cambiarla porque hay un problema.

1 **(i)** Saluda al/a la empleado/a; **y**

(ii) Dile lo que quieres.

2 Contesta a la que te pregunta.

3 **(i)** Dile cuándo la compraste; **y**

(ii) Explícale que has perdido el recibo.

4 Pregúntale algo sobre las camisas que tiene. (¿color? ¿tamaño? ¿modelo?)

5 **(i)** Expresa satisfacción; **y**

(ii) Dile qué camisa quieres.

Permission to reproduce items where third-party owned material protected by copyright is included has been sought and cleared where possible. Every reasonable effort has been made by the publisher (UCLES) to trace copyright holders, but if any items requiring clearance have unwittingly been included, the publisher will be pleased to make amends at the earliest possible opportunity.

Cambridge Assessment International Education is part of the Cambridge Assessment Group. Cambridge Assessment is the brand name of University of Cambridge Local Examinations Syndicate (UCLES), which itself is a department of the University of Cambridge.

Need a home tutor? Visit smiletutor.sg

© UCLES 2017

Cambridge Assessment International Education

Cambridge IGCSE®

SPANISH **0530/03**

Paper 3 Speaking Role Play Card Eight **For examination from 2020**

SPECIMEN ROLE PLAY

Approx. 15 minutes

No additional materials are required.

READ THESE INSTRUCTIONS FIRST

You must carry out the tasks specified in the situations overleaf. The roles to be played by the examiner and yourself are indicated. You have 15 minutes to prepare the situations.
The important thing is to convey the message.
You should remember that you are taking part in a **conversation**: you must respond to what the examiner says and not simply carry out the tasks supplied as though the examiner were not there.
Although it may not be specified, you are expected to include such details as “Good Morning”, “Thank you”, etc., as appropriate.

This document consists of **2** printed pages.

© UCLES 2017

Need a home tutor? Visit smiletutor.sg

A

Estudiante: tú mismo/a
Profesor(a): empleado/a del museo

Durante tus vacaciones en España, llamas para reservar entradas a una exposición para tu familia y para ti.

1 **(i)** Saluda al/a la empleado/a; **y**

(ii) Dile que quieres reservar entradas a la exposición.

2 Dile para cuántas personas quieres entradas.

3 Escucha lo que te dice y dile qué día quieres ir a la exposición.

4 **(i)** Dale tu nombre; **y**

(ii) Deletréalo.

5 **(i)** Dale las gracias; **y**

(ii) Pregunta algo sobre la exposición. (¿duración de la visita? ¿horario?)

B

Estudiante: tú mismo/a
Profesor(a): padre/madre de tu amigo/a

Estás de vacaciones en la casa de unos amigos españoles. Los padres te proponen ir a un museo mañana pero tú ya lo has visitado.

1 **(i)** Agradécele el plan que tiene para mañana; **y**

(ii) Explica el problema.

2 **(i)** Dile que te gusta nadar; **y**

(ii) Explícale que quieres conocer alguna playa cercana.

3 **(i)** Reacciona con entusiamo; **y**

(ii) Explícale que experiencia tienes de salir en barco.

4 Pregúntale algo sobre la Isla de los Lobos.

5 Contesta a lo que te pregunta.

Permission to reproduce items where third-party owned material protected by copyright is included has been sought and cleared where possible. Every reasonable effort has been made by the publisher (UCLES) to trace copyright holders, but if any items requiring clearance have unwittingly been included, the publisher will be pleased to make amends at the earliest possible opportunity.

Cambridge Assessment International Education is part of the Cambridge Assessment Group. Cambridge Assessment is the brand name of University of Cambridge Local Examinations Syndicate (UCLES), which itself is a department of the University of Cambridge.

Need a home tutor? Visit smiletutor.sg

© UCLES 2017

Cambridge Assessment International Education

Cambridge IGCSE®

SPANISH **0530/03**

Paper 3 Speaking Role Play Card Nine **For examination from 2020**

SPECIMEN ROLE PLAY

Approx. 15 minutes

No additional materials are required.

READ THESE INSTRUCTIONS FIRST

You must carry out the tasks specified in the situations overleaf. The roles to be played by the examiner and yourself are indicated. You have 15 minutes to prepare the situations.
The important thing is to convey the message.
You should remember that you are taking part in a **conversation**: you must respond to what the examiner says and not simply carry out the tasks supplied as though the examiner were not there.
Although it may not be specified, you are expected to include such details as “Good Morning”, “Thank you”, etc., as appropriate.

This document consists of **2** printed pages.

© UCLES 2017

Need a home tutor? Visit smiletutor.sg

A

Estudiante: tú mismo/a
Profesor(a): empleado/a del museo

Durante tus vacaciones en España, llamas para reservar entradas a una exposición para tu familia y para ti.

1 **(i)** Saluda al/a la empleado/a; **y**

(ii) Dile que quieres reservar entradas a la exposición.

2 Dile para cuántas personas quieres entradas.

3 Escucha lo que te dice y dile qué día quieres ir a la exposición.

4 **(i)** Dale tu nombre; **y**

(ii) Deletréalo.

5 **(i)** Dale las gracias; **y**

(ii) Pregunta algo sobre la exposición. (¿duración de la visita? ¿horario?)

B

Estudiante: tú mismo/a
Profesor(a): dueño/a de una tienda de bicicletas

Estás buscando un trabajo para las vacaciones y llamas por teléfono a una tienda de bicicletas.

1 **(i)** Saluda, preséntate; **y**

(ii) Explica para qué llamas.

2 **(i)** Dile tu edad; **y**

(ii) Dile algo sobre la experiencia que tienes.

3 **(i)** Muestra sorpresa; **y**

(ii) Explica por qué no te importa trabajar los sábados.

4 Pregúntale algo sobre lo que vas a ganar.

5 Contesta a lo que te pregunta.

Permission to reproduce items where third-party owned material protected by copyright is included has been sought and cleared where possible. Every reasonable effort has been made by the publisher (UCLES) to trace copyright holders, but if any items requiring clearance have unwittingly been included, the publisher will be pleased to make amends at the earliest possible opportunity.

Cambridge Assessment International Education is part of the Cambridge Assessment Group. Cambridge Assessment is the brand name of University of Cambridge Local Examinations Syndicate (UCLES), which itself is a department of the University of Cambridge.

Need a home tutor? Visit smiletutor.sg

Cambridge Assessment International Education

Cambridge IGCSE®

SPANISH **0530/03**

Paper 3 Speaking Role Play Cards One–Nine **For examination from 2020**

SPECIMEN TEACHERS' NOTES

Approx. 15 minutes

No additional materials are required.

READ THESE INSTRUCTIONS FIRST

Each candidate's Speaking test must consist of the following **three** parts:

Part One of the test consists of two role plays. The role play situations are set out on pages 16–21 of this booklet and must be followed carefully by the teacher/Examiner. The teacher/Examiner must play his/her role as prescribed by Cambridge International in order that candidates are given the opportunity to attempt all tasks. Extra tasks must not be created. Candidates should study the situations for fifteen minutes and then be prepared to act the roles assigned to them and respond to the parts played by the teacher/Examiner.

Part Two of the test starts with a presentation by the candidate on a topic of his/her choice. The teacher/Examiner must allow the candidate to speak for 1–2 minutes on his/her prepared topic and then follow this up with specific spontaneous questions related to the topic. This section of the test must last **about five minutes** in total.

Part Three of the test is a spontaneous conversation of a more general nature and must last **about five minutes**.

In the interests of fairness to candidates, centres must adhere to the stipulated timings for the Topic Presentation/Conversation and General Conversation.

The Speaking test must be marked by the centre according to the instructions and a sample submitted for External moderation.

This document consists of **23** printed pages and **1** blank page.

© UCLES 2017

[Turn over

Need a home tutor? Visit smiletutor.sg

Contents

		Page
ADMINISTRATIVE ARRANGEMENTS		**3**
1	Examination period	3
2	Appointment of teacher/Examiner	3
3	Materials for the Speaking test	3
4	Recorded sample for External moderation	4
5	Two types of mark sheet are provided	4
6	Despatch of materials to Cambridge International for External moderation	4
7	Arrangements for the test	5
8	Conduct of the test	5
9	Recording of candidates	6
10	Internal moderation	7
STRUCTURE OF THE TEST		**8**
	Test 1: Role Plays	8
	Test 2: Topic Presentation/Conversation	8
	Test 3: General Conversation	9
	Test 4: Impression	10
MARKING INSTRUCTIONS		**11**
	Table A – Test 1: Role Plays	12
	Tables B and C – Tests 2 and 3: Topic Presentation/Conversation and General Conversation	13
	Table D – Test 4: Impression	15
ROLE PLAYS		**16**
THE WORKING MARK SHEET		**22**
THE COVER SHEET FOR MODERATION SAMPLE		**23**

Each candidate Role Play Card contains two role plays. The list below gives details of the pages on which the Role Play Cards appear in this booklet.

	Role Play A	Role Play B
CARD ONE	Page 16	Page 19
CARD TWO	Page 16	Page 20
CARD THREE	Page 16	Page 21
CARD FOUR	Page 17	Page 19
CARD FIVE	Page 17	Page 20
CARD SIX	Page 17	Page 21
CARD SEVEN	Page 18	Page 19
CARD EIGHT	Page 18	Page 20
CARD NINE	Page 18	Page 21

Need a home tutor? Visit smiletutor.sg

© UCLES 2017

ADMINISTRATIVE ARRANGEMENTS

1 Examination period

The Speaking tests take place before the main examination series as notified on the timetable. Each centre decides on a convenient period within these dates for its Speaking tests.

It is important that dates given for the completion of the Speaking tests and the despatch of recordings and mark sheets to Cambridge International are adhered to in order to allow sufficient time for moderation.

2 Appointment of teacher/Examiner

Each centre selects its own teacher/Examiner to conduct and assess the Speaking tests for its candidates. This is normally a teacher from within the Languages department, but could be someone local from outside the centre. Cambridge International is not responsible for any fees agreed.

In the interests of standardisation, there will be only one teacher/Examiner per centre. Where a centre wishes to use additional teacher/Examiners, permission to do so **must** be sought from the Languages Group at Cambridge International before the start of each Speaking test period. **Permission to use more than one teacher/Examiner will only be granted on the understanding that teacher/Examiners at the centre work together to ensure a common approach to the conduct of the Speaking tests and the application of the mark scheme**. The sample the centre submits to Cambridge International should include the work of each teacher/Examiner and a Speaking Examination Working Mark Sheet should be submitted for each teacher/Examiner, with candidate names and numbers clearly entered. Please see paragraph 10 (Internal moderation) for further details.

3 Materials for the Speaking test

Confidential test materials (Teachers' Notes Booklet and Role Play Cards) are despatched by Cambridge International approximately two to three weeks before the assessment period. These should be opened in the four working days before the centre's assessment starts and studied, in secure conditions at the centre, by the teacher/Examiner before conducting his/her first Speaking test. Teacher/Examiners who have prepared their own roles fully and are confident in what they are doing are better able to help candidates who experience any difficulty. Once the materials have been opened, the Speaking tests must be completed as soon as is realistically possible. Once the centre has completed its Speaking tests, the materials remain confidential and must be kept in a secure place by the centre.

Please note, the role play situations **remain confidential throughout the examination period**. The Teachers' Notes Booklet and Role Play Cards must be returned to the centre's secure room when they are not being used to prepare or conduct the live Speaking tests.

Need a home tutor? Visit smiletutor.sg

4 Recorded sample for External moderation

The centre must record the Speaking tests of all candidates. In order to allow Cambridge International to check accurately the standard of assessment, the centre must then select a number of recordings to submit as its sample for External moderation, according to the instructions below. Only the recordings chosen as part of the sample for External moderation must be sent to Cambridge International. The other recordings must be retained at the centre until the result enquiry period has elapsed as they may be requested by Cambridge International at a later stage.

- **Centres entering 1–16 candidates** must send the recordings of all the candidates

- **Centres entering 17 or more candidates** must send:

  (i) the recordings of the first 10 candidates according to candidate number

  and

  (ii) the recordings of 6 candidates spread evenly across the ability range. The candidates selected should be representative of the range of marks awarded by the centre and should be spread as evenly as possible across that range. If possible, the recordings of the strongest and the weakest candidates at the centre should be included, with the other recordings spaced at equal intervals in between.

Note: Centres entering 17 or more candidates must send a total of 16 recordings. The category (ii) candidates must be chosen from candidates who do not fall into category (i). In centres with just over 17 candidates, Cambridge International accepts this may mean that the category (ii) candidates are not fully representative of the range.

The recording should be carried out in accordance with the instructions headed 'Recording of candidates' (see paragraph 9). The recording must be sent to Cambridge International, together with the Moderator copy of the completed MS1 mark sheet, and copies of the completed Speaking Examination Working Mark Sheet and Cover Sheet for Moderation Sample (see pages 22 and 23).

5 Two types of mark sheet are provided

(a) The Speaking Examination Working Mark Sheet is provided in this booklet (see page 22), to be photocopied as required. (An electronic version of the Working Mark Sheet is also available.) Candidates must be marked as they are being examined and not afterwards from a recording. The marks for each section of the test must be entered in detail as specified in the Marking Instructions.

(b) The total marks must then be transferred to the computer-printed Internal Assessment Mark Sheet (MS1), or to computer for centres submitting marks electronically.

6 Despatch of materials to Cambridge International for External moderation

(a) Marks and recordings must be returned to Cambridge International as soon as all the Speaking tests have been completed. Centres must not wait until the end of the assessment period before despatching them.

(b) (i) The Board copy of the completed Internal Assessment Mark Sheet (MS1) must be returned to Cambridge International in the separate envelope provided.

Need a home tutor? Visit smiletutor.sg

© UCLES 2017

(ii) The following items must be sent to Cambridge International:

- the Moderator copy of the completed Internal Assessment Mark Sheet (MS1), or a signed print-out of the marks file for centres submitting marks electronically
- a copy of the completed Speaking Examination Working Mark Sheet
- a copy of the completed Cover Sheet for Moderation Sample
- the recorded sample
- details of Internal moderation procedures (only for centres permitted to use more than one teacher/Examiner).

(c) Copies of both types of mark sheet are to be retained by the centre in case of postal losses or delays.

7 Arrangements for the test

(a) **Quiet conditions**: Centres should ensure well in advance of the Speaking test period that a suitably quiet room will be available. Rooms which are too close to a playground, recreation room or noisy classroom are to be avoided. It is essential to exclude unnecessary background noise, e.g. lawn-mowers, phones. Notices must be displayed to prevent interruptions from people entering the room unaware that a test is in progress.

(b) **Invigilation**: Examination conditions must prevail in the area where the Speaking tests take place, including the space set aside for a candidate to study the role play situations. Adequate supervision must be provided to ensure that each candidate can study alone and in silence and that candidates leaving the interview room do not communicate with those waiting to enter. Candidates are not allowed to bring any notes for use during their preparation time, nor are they allowed to make notes.

(c) **The examination room**: Centres should ensure that a suitably-sized, e.g. not too big, room will be available. Candidates must be examined singly. No other person should be present during the tests, with the exception of another teacher/Examiner or an Officer from Cambridge International. In those cases where it is necessary for a second teacher/Examiner to be present during the Speaking tests, only one teacher/Examiner must conduct each test.

Teacher/Examiners should be positioned so that they face the candidates when they enter the room, with a table between themselves and the candidates. Candidates should not be positioned where they can see what the teacher/Examiner is writing on the mark sheets as this can be distracting.

Teacher/Examiners must not smoke in the examination room or in the presence of candidates. Those who smoke should arrange for breaks in the timetable as necessary.

8 Conduct of the test

(a) Teacher/Examiners should do their best to put candidates at their ease, e.g. by smiling when they enter the room, and indicating where they should sit. A good teacher/Examiner will usually send a candidate out of the interview room smiling, no matter how good or bad the performance has been. However, the use of expressions such as ‘very good’, which candidates may interpret as a comment on performance, should be avoided.

(b) In addition, teacher/Examiners should not walk about or distract candidates in any way (e.g. by doodling or fiddling with papers, etc.); should always appear interested, even in mundane matters; should never show undue surprise, impatience or mockery; and should never correct a candidate.

Need a home tutor? Visit smiletutor.sg

9 Recording of candidates

The centre is responsible for supplying blank CDs in order to record the Speaking tests of all its candidates. The centre is also responsible for supplying recording equipment. All recording equipment must be of as high a standard as possible to ensure that moderation samples are clearly audible. In order to ensure that recording levels are satisfactory for both candidates and teacher/Examiner, the equipment to be used must be tested in situ some time before the actual tests take place, ideally with one of the candidates.

If at all possible, external microphones should be used so that separate microphones can be used for the candidate and the teacher/Examiner. If only one microphone is used, it should be placed nearer to the candidate than to the teacher/Examiner. With a softly-spoken candidate, the microphone should be placed even nearer to the candidate before the start of the test.

centres with 16 or fewer candidates will send all their recordings to Cambridge International for External moderation. Centres with more than 16 candidates must select 16 recordings to send to Cambridge International for External moderation, according to the instructions in paragraph 4 (Recorded sample for External moderation). Moderation samples must be recorded at normal speed onto standard format CDs. **Mini CDs must not be used for sending the moderation sample to Cambridge International. Each candidate's file must be saved individually and saved as .mp3 so that it can be accessed for the purposes of moderation.**

The recording must <u>not</u> be stopped once a candidate's test has started.

Each CD must be introduced **by the teacher/Examiner**, as follows:

'CD number ...
Centre number e.g. 12345
Centre name e.g. King's College
Examination number 0530
Examination name Spanish
Name of Examiner e.g. Mr R Peters
Date i.e. the date on which the test is conducted'

Each candidate must be introduced **by the teacher/Examiner**, as follows:

'Candidate number e.g. 047
Candidate name e.g. Jane Williams
Role Play Card e.g. Number 4'

Need a home tutor? Visit smiletutor.sg

CDs
Each CD sleeve must be labelled with syllabus name, syllabus/component number, centre name/number and candidate name/number in recording order. Each CD must be labelled with syllabus/component number and centre number. CD-friendly marker pens must be used to label CDs, as the use of biro, for example, may make the contents of the CD unreadable.

Each recorded file on the CD must be clearly named using the following convention:

Centre number_candidate number_syllabus number_component number.

Before CDs are despatched, spot checks must be made to ensure that every candidate is clearly audible.

If for any reason a test has failed to record or there are problems with the audibility of the recordings, the centre must contact Cambridge International Customer Services immediately to seek advice.

10 Internal moderation

Centres wishing to use more than one teacher/Examiner to conduct and assess the Speaking tests must request permission from Cambridge International (see paragraph 2). This will only be granted on the understanding that the following procedures are put in place to ensure that marks submitted by the centre are consistent for all candidates, irrespective of which teacher/Examiner conducted and assessed the test:

- The teacher/Examiners conducting and assessing Speaking tests at the centre must work together to ensure a common approach to the conduct of the Speaking test and the application of the mark scheme.

- One teacher/Examiner at the centre must take responsibility for the standardisation of the marking of teacher/Examiners at the centre. This person must ensure that all candidates taking the 0530/03 Speaking test at the centre are judged against the same standards, and that a valid rank order of candidates for the centre as a whole is produced. Standardisation can take various forms, but the initial marking of each candidate must be done by the teacher/Examiner as the test is being conducted and not on the basis of a recording.

- The Speaking tests of all candidates at the centre must be recorded. A single recorded sample for External moderation should then be produced, according to the instructions in paragraph 4 (Recorded sample), with the additional requirement that the sample should, as far as possible, include equal numbers of recordings from each teacher/Examiner used at the centre. A Speaking Examination Working Mark Sheet should be submitted for each teacher/Examiner, with candidate names and numbers clearly entered.

- The final column on the Speaking Examination Working Mark Sheet (Internal and/or External moderation) must be used to record the results of Internal moderation and details of the centre's Internal moderation procedures must be enclosed with the materials for External moderation.

Guidelines for the Internal standardisation/moderation of Cambridge IGCSE foreign language Speaking tests are available from Cambridge International.

Need a home tutor? Visit smiletutor.sg

STRUCTURE OF THE TEST

Test 1: Role Plays (about 5 minutes) 30 marks

(a) A number of alternative Role Play Cards are supplied by Cambridge International, and these should be used at random during each session of examining. The teacher/Examiner gives each candidate one card containing two role play situations (Role Play A and Role Play B). Each of these situations consists of five tasks (numbered 1–5 on the Role Play Cards). Candidates must be examined in both role play situations on the card they have been given and must complete all the tasks specified on their card. Having given the first candidate 15 minutes to prepare his/her two situations, the teacher/Examiner should hand a different card to the second candidate to prepare while the first candidate is being examined.

Candidates may not make written notes during their preparation time. They may take the Role Play Card they have prepared into the examination room. However, they may not take the Role Play Card away with them once the Speaking test is over.

Teacher/Examiners should note that although the timing for the role plays is given as five minutes, the actual time it takes to complete them will often be less and will vary from candidate to candidate.

(b) For each role play situation, the role of the teacher/Examiner is specified on pages 16–21 of this booklet. Usually, the teacher/Examiner has to initiate the dialogue. The teacher/Examiner is to assume the role of a well-disposed native speaker with no knowledge of the candidate's first language.

Teacher/Examiners must prepare the situations carefully and ensure that they play their role as prescribed by Cambridge International, in order that candidates are given the opportunity to attempt all the required tasks. The teacher/Examiner must not create extra tasks, nor must s/he omit tasks.

(c) Each situation must be carried out in full. If the candidate cannot handle one of the tasks set, the teacher/Examiner should not leave too long a pause, but should lead the candidate on to the next task.

(d) Should a candidate miss out a task, the teacher/Examiner should try to guide him/her back to it, in as natural a way as possible, e.g. by repeating or rephrasing a question if the candidate does not complete the task at the first attempt or gives an ambiguous response. It does not matter to Moderators that this may lead to tasks occurring in a different order, as long as they are all attempted. However, teacher/Examiners must ensure that, when rephrasing a task, they do not change its nature, e.g. if the task requires the candidate to produce a particular vocabulary item and this is in fact supplied by the teacher/Examiner, no credit can be given.

For the mark scheme, see Table A of the Marking Instructions.

Test 2: Topic Presentation/Conversation (about 5 minutes) 30 marks

(a) This part of the test starts with a one to two minute presentation by candidates on a topic of their choice which they will have prepared in advance. The teacher/Examiner will follow up the presentation with specific questions on the topic, bringing the total time for the Topic Presentation and Topic Conversation to approximately five minutes.

(b) It is not expected that all candidates within a centre will prepare the same topic. Candidates must be encouraged to choose a topic in which they have a personal interest. Suitable subjects might be, for example, 'School life', 'Hobbies and pastimes' (general or specific), 'My country', 'Life in another country', 'My ambitions', 'Holidays'. Topics dealing with politics or social and economic

Need a home tutor? Visit smiletutor.sg

© UCLES 2017

issues are ambitious for this level of achievement and may disadvantage candidates if they do not possess the linguistic skills and maturity of ideas which such topics necessitate. Candidates should not be allowed to present 'Myself' or 'My life' as topics as these can often pre-empt the General Conversation section.

(c) Candidates may use illustrative material, e.g. photographs, if this seems appropriate to their topic. However, they are not allowed to make or use written notes of any kind. Furthermore, illustrative material must not contain any words or notes of any kind. If illustrative material is used, the centre must enclose a photocopy of the material with the sample for External moderation. The centre number and candidate number must be clearly stated on the photocopy of the illustrative material.

(d) The teacher/Examiner must allow candidates to speak for one to two minutes uninterrupted on their chosen topic before starting the Topic Conversation. Where a candidate has been talking for two minutes and shows no sign of finishing his/her Topic Presentation, the teacher/Examiner must interrupt and start the Topic Conversation.

(e) In the Topic Conversation, candidates should be able to respond to the teacher/Examiner's questions in a spontaneous and natural manner. It is the extent to which candidates can manipulate their prepared material according to the needs of the teacher/Examiner that determines their marks: once the discussion of the prepared Topic begins, candidates must not be allowed to deliver a prepared monologue or a series of obviously prepared replies.

(f) The teacher/Examiner must try to extend the candidate as far as possible by giving him/her the opportunity to provide opinions and justifications and use a variety of tenses. Candidates who do not show that they are able to use past and future tenses accurately cannot be awarded a mark in the Satisfactory band or above for Language (see Table C of the Marking Instructions). In order to extend the candidate as far as possible, the teacher/Examiner should probe, explore, ask for explanations, enlargements, descriptions (how? when? why? tell me a bit more about… etc.).

For the mark scheme, see Tables B and C of the Marking Instructions.

Test 3: General Conversation (about 5 minutes) 30 marks

(a) The teacher/Examiner must indicate to the candidate the point of transition from Topic Conversation to General Conversation.

It can be helpful to ease the candidate into the General Conversation either by starting out from a point of interest noted earlier, or by asking a couple of general 'starter' questions relating to the candidate's everyday life.

Questioning in the General Conversation must not cover the same material as the Topic Conversation, e.g. if the candidate has talked about sport in the Topic Conversation, it is not appropriate for the teacher/Examiner to return to this topic in the General Conversation.

The General Conversation must last the stipulated five minutes for each candidate. Some candidates may dry up after a few minutes, but it is important to persevere with the conversation (e.g. by complete changes of subject), so that they are given every opportunity to do themselves justice.

(b) The teacher/Examiner should aim to cover **two or three** of the Defined Content Examination Topics in this section of the test (these are listed in the Subject Content section of the syllabus booklet). With weaker candidates, it may be necessary to cover a greater number of topics superficially, but with more able candidates, the teacher/Examiner should ask a series of linked questions on just two or three topics, in order to explore these in greater depth. Examples of suitable topics are school (subjects, number of periods, times, games, etc.), home, town, journey

Need a home tutor? Visit smiletutor.sg

to and from school, free time (evenings, weekends), holidays, hobbies. All candidates can reasonably be expected to have the command of vocabulary and idiom necessary to discuss these topics.

Precise factual information or knowledge is not required, and candidates should not be penalised for lack of such knowledge. The teacher/Examiner should be ready to pass on quickly to another topic if candidates are obviously out of their depth. Teacher/Examiners should try to avoid questions which might embarrass or upset a candidate.

(c) Candidates are expected to give natural replies to questions so their answers need not be in the form of complete sentences. However, candidates whose conversation consists largely of monosyllabic or disjointed replies cannot gain much credit for such a performance, and it is therefore the teacher/Examiner's responsibility to avoid questions inviting answers of simply 'yes' or 'no'. Instead, the teacher/Examiner must use a variety of question types and interrogative adverbs, ranging from a basic level of simple questions which demand short predictable responses, e.g. when? how many? how long? with whom? with what? how? etc. to more searching questions such as why? tell me about… what do you think about?

(d) Questions should be adjusted to the candidate's ability. However, as in the Topic Conversation, the teacher/Examiner must try to extend the candidate as far as possible by giving them the opportunity to explain and justify their opinions and use a variety of tenses (themes could be past visits to other countries, plans for the future, etc.). Candidates who do not show that they are able to use past and future tenses accurately cannot be awarded a mark in the Satisfactory band or above for Language (see Table C of the Marking Instructions). More able candidates may not be able to do themselves justice if the more stretching questions are avoided.

(e) Candidates should be prompted and encouraged where necessary, and long silences should be avoided. However, candidates should not be interrupted unless it is clear that they cannot complete the answer. Incorrect answers should never be corrected, nor answers supplied when none are given. Questions should be rephrased (rather than repeated) in an attempt to maintain the dialogue.

(f) The use of vocabulary or phrases from the candidate's first language should be avoided, except in the case of particular institutions, e.g. names of examinations, types of school, etc.

(g) The teacher/Examiner must avoid talking too much and limiting the amount of time available to candidates to show what they can do. The onus is on candidates to show that they can converse adequately in the language, but at the same time it is up to the teacher/Examiner to make sure that candidates are given every opportunity to do so by following up any opening given.

For the mark scheme, see Tables B and C of the Marking Instructions.

Test 4: Impression 10 marks

At the end of the test, the teacher/Examiner must make an assessment of the candidate's pronunciation, intonation and fluency based on the candidate's overall performance in the Speaking test.

For the mark scheme, see Table D of the Marking Instructions.

Need a home tutor? Visit smiletutor.sg

© UCLES 2017

MARKING INSTRUCTIONS

Use the Speaking Examination Working Mark Sheet (see page 22: to be photocopied as required). An electronic version of the Working Mark Sheet is also available.

Test 1 Role Plays. 30 marks. Use Table A.

Enter the mark for each task in the ten columns 1–10 of the Speaking Examination Working Mark Sheet.

Test 2 Topic Presentation/Conversation. 30 marks. Use Tables B and C.

(i) Award a mark out of 15 for Communication using Table B.
Enter the mark in column 11.

(ii) Award a mark out of 15 for Language using Table C.
Enter the mark in column 12.

Test 3 General Conversation. 30 marks. Use Tables B and C.

Mark as for Test 2 using Tables B and C.
Enter marks out of 15 in columns 13 and 14.

Test 4 Impression. 10 marks. Use Table D.

Enter the mark (maximum 10) in column 15.

Add the marks and enter the total, in large figures, in the column headed Total Mark. Please double check the addition as even small errors create problems.

Marking: General Principles

1 Teacher/Examiners are urged to use the full range of marks, bearing in mind that it is not necessary for a candidate to be of native speaker standard in order to be given maximum marks within any single category.

2 The general approach is a positive one, and marks should be awarded based on what the candidate can do rather than deducted for errors.

3 Above all else, teacher/Examiners should be consistent in their marking. The moderation process allows for adjustments to be made to consistently harsh or consistently generous marking. Where teacher/Examiners are unsure of the mark to award, they should err on the side of generosity.

Need a home tutor? Visit smiletutor.sg
© UCLES 2017

[Turn over

TABLE A – Test 1: Role Plays (30 marks)

In this part of the test, the teacher/Examiner plays the part of a sympathetic native speaker with no knowledge of the candidate's first language.

The role plays test the ability of the candidates to communicate needs, information, requests, etc., in plausibly life-like situations. Intelligibility is therefore more important than grammatical or syntactic accuracy. However, verbal communication only is assessed: credit is not given for gestures, facial expressions or other non-verbal forms of communication.

Candidates are required to give natural responses, not necessarily in the form of full sentences. The use of appropriate register and correct idiom is rewarded.

Each of the ten tasks to be performed in the role plays will be assessed using the mark scheme below. Marks may not be awarded for the completion of tasks other than those specified by Cambridge International in the Role Play Cards/Teachers' Notes Booklet, nor for tasks that are omitted.

An accurate utterance which not only conveys the meaning but which is expressed in native idiom and appropriate register. Minor errors (adjective endings, use of prepositions, etc.) are tolerated. The utterance is intelligible and the task of communication is achieved.	3
The language used is not necessarily the most appropriate to the situation and may contain inaccuracies which do not obscure the meaning.	2
Communication of some meaning is achieved, but the native speaker would find the message ambiguous or incomplete.	1
The utterance is unintelligible to the native speaker.	0

NB **1** If there are two elements in a task and only one is completed, then a maximum of one mark only may be awarded.

2 When awarding marks, teacher/Examiners should start at the bottom of the mark scheme and work upwards:

0 = nothing of worth communicated
1 = partial communication
2 = all points communicated – but with some linguistic inaccuracies – meaning clear
3 = meaning clear and accurately conveyed.

3 Short utterances, if appropriate, can be worth three marks.

Need a home tutor? Visit smiletutor.sg

© UCLES 2017

TABLES B and C – Tests 2 and 3: Topic Presentation/Conversation and General Conversation (2 × 30 marks)

Each of Tests 2 and 3 is awarded two marks: a mark out of 15 for Communication and a mark out of 15 for Language (see Tables B and C).

It is important that teacher/Examiners award marks positively. In order to ensure that they reward achievement rather than penalise failure or omissions, teacher/Examiners should start at the bottom of the mark scheme and work upwards through the descriptors when awarding marks.

The teacher/Examiner should adopt a 'best-fit' approach. For each of the two assessment criteria, Communication (Table B) and Language (Table C), the teacher/Examiner must select the set of descriptors provided in the mark scheme that most closely describes the quality of the work being marked. As the teacher/Examiner works upwards through the mark scheme, s/he will eventually arrive at a set of descriptors that fits the candidate's performance. When s/he reaches this point, the teacher/Examiner should always then check the descriptors in the band above to confirm whether or not there is just enough evidence to award a mark in the higher band.

When awarding the marks for the Topic Presentation/Conversation, the teacher/Examiner may find that the quality of the work produced in the presentation is superior to that produced in the conversation (or vice versa). In such cases, the teacher/Examiner will need to award a mark that takes into account both the strengths and weaknesses of the performance.

To select the most appropriate mark within each set of descriptors, teacher/Examiners should use the following guidance:

- If most of the descriptors fit the work, then the teacher/Examiner will award the middle mark in the band.
- If the descriptors fully fit the work (and the teacher/Examiner had perhaps been considering the band above), the highest of the three marks will be awarded.
- If there is just enough evidence (and the teacher/Examiner had perhaps been considering the band below), then the lowest mark in the band will be awarded.

Where there are only two marks within a band, the choice will be between work which in most respects meets the descriptors and work which just meets the descriptors.

Need a home tutor? Visit smiletutor.sg

TABLE B – Mark Scheme for Communication

This assesses the candidate's response in terms of comprehension of the teacher/Examiner, immediacy of reaction/response, and successful transmission of messages (including presentation of material in the topic).

Outstanding	• A spontaneous interchange between candidate and Examiner. Candidate responds fully and confidently to all question types. • Can justify and explain routinely. • Very consistent performance. Not necessarily of native speaker standard.	14–15
Very good	• Generally understands questions first time, but may require occasional rephrasing. Can respond satisfactorily to both straightforward and unexpected questions. • Regularly develops own ideas and opinions and provides justifications.	12–13
Good	• Has no difficulty with straightforward questions and responds satisfactorily to some unexpected ones. • Communicates essential elements and can expand occasionally. • Regularly expresses opinions with some simple justifications.	10–11
Satisfactory	• Understands most straightforward questions, but has difficulty with some unexpected ones and needs some rephrasing. • Communicates most of the essential elements. • Can convey simple, straightforward opinions.	7–9
Weak	• Has difficulty with many straightforward questions, but still attempts an answer. • Communicates simple pieces of information.	4–6
Poor	• Frequently has difficulty understanding the questions and has great difficulty in replying. • Communicates a few facts.	1–3
	• Communicates no relevant information.	0

Need a home tutor? Visit smiletutor.sg

© UCLES 2017

TABLE C – Mark Scheme for Language

This assesses the linguistic content of the candidate's answers in terms of complexity, accuracy and range of structures, vocabulary and idiom.

Outstanding	• Very accurate use of a wide range of structures, vocabulary and idiom with occasional errors in more complex language. • Not necessarily of native speaker standard.	14–15
Very good	• Wide range of mostly accurate structures and vocabulary.	12–13
Good	• Good range of generally accurate structures, varied vocabulary.	10–11
Satisfactory*	• Adequate range of structures and vocabulary. Can use past and future tenses accurately. Some ambiguity.	7–9
Weak	• Some manipulation of structures and awareness of verbs, though often faulty and/or incomplete. Shows elementary, limited vocabulary.	4–6
Poor	• Shows very limited range of structures and vocabulary.	1–3
	• Nothing coherent or accurate enough to be comprehensible.	0

* Candidates who do not show that they are able to use past and future tenses accurately cannot be awarded a mark in the Satisfactory band or above for Language.

TABLE D – Impression (10 marks)

This assesses the candidate's performance across the whole Speaking test in terms of pronunciation, intonation and fluency.

Very good pronunciation, intonation and fluency; an occasional slight mistake or hesitation. Not necessarily of native speaker standard.	9–10
Good pronunciation and fluency; makes a fair attempt at correct intonation and expression; some mistakes and/or hesitation.	7–8
A fair degree of fluency and accuracy in pronunciation despite quite a number of errors; some attempt at intonation and expression.	5–6
Conveys some meaning despite a lack of fluency and many errors; pronunciation strongly influenced by first language.	3–4
Many gross errors; frequently incomprehensible.	1–2
Nothing comprehensible.	0

Need a home tutor? Visit smiletutor.sg

For Role Play Cards One, Two, Three. Role Play A.

A

Estudiante: tú mismo/a
Profesor(a): recepcionista de un hotel

Hiciste una reserva para ti y para un grupo de amigos en un hotel. Acabas de llegar al hotel.

P Salude al/a la estudiante y diga "¿En qué puedo servirlo/a?"

E **(i)** Saluda al/a la recepcionista; **y**

(ii) Explícale que hiciste una reserva para el grupo por Internet.

P Dígale que no encuentra la reserva y pregúntele para cuántas noches era la reserva.

E Dile para cuántas noches es la reserva.

P Pregúntele cuántos son en el grupo.

E Dile cuántos hay en el grupo. (¿chicos? ¿chicas?)

P Dígale que encontró la reserva. Pregúntele si quiere pagar con tarjeta o en euros.

E Escucha la pregunta y dile cómo quieres pagar.

P Dígale que está bien.

E **(i)** Dale las gracias; **y**

(ii) Pídele información sobre el desayuno. (¿hora?)

P Responda de forma apropiada y termine la conversación.

Need a home tutor? Visit smiletutor.sg

© UCLES 2017

For Role Play Cards Four, Five, Six. Role Play A.

A

Estudiante: tú mismo/a
Profesor(a): amigo/a español(a)

Llamas por teléfono a un(a) amigo/a español(a) para invitarlo/la a una discoteca.

P Conteste el teléfono.

E **(i)** Saluda a tu amigo/a; **y**

(ii) Pregúntale si quiere ir a la discoteca contigo.

P Dígale que es una buena idea y que puede ir el miércoles o el jueves.

E Escucha lo que te dice y dile qué día quieres ir.

P Pregúntele dónde está la discoteca.

E Explícale dónde está la discoteca.

P Haga algún comentario sobre lo que le ha dicho y pregúntele a qué hora van a ir.

E Dile a qué hora quieres ir a la discoteca.

P Dígale que está bien y que Vd va a pagar las entradas.

E **(i)** Dale las gracias; **y**

(ii) Pregúntale dónde os vais a encontrar.

P Responda de forma apropiada y termine la conversación.

Need a home tutor? Visit smiletutor.sg

For Role Play Cards Seven, Eight, Nine. Role Play A.

A

Estudiante: tú mismo/a
Profesor(a): empleado/a del museo

Durante tus vacaciones en España, llamas para reservar entradas a una exposición para tu familia y para ti.

P Conteste el teléfono y diga "Museo Municipal. ¿En qué puedo servirlo/la?"

E **(i)** Saluda al/a la empleado/a; **y**

(ii) Dile que quieres reservar entradas a la exposición.

P Pregúntele para cuántas personas quiere entradas.

E Dile para cuántas personas quieres entradas.

P Dígale que sólo quedan entradas para el martes y el domingo.

E Escucha lo que te dice y dile qué día quieres ir a la exposición.

P Pregúntele el nombre de quién hace la reserva.

E **(i)** Dale tu nombre; **y**

(ii) Deletréalo.

P Dígale que está hecha la reserva.

E **(i)** Dale las gracias; **y**

(ii) Pregunta algo sobre la exposición. (¿duración de la visita? ¿horario?)

P Responda de forma apropiada y termine la conversación.

Need a home tutor? Visit smiletutor.sg

© UCLES 2017

For Role Play Cards One, Four, Seven. Role Play B.

B

Estudiante: tú mismo/a
Profesor(a): empleado/a de una tienda

Estás de vacaciones en España. Compraste una camisa. Vas a la tienda para cambiarla porque hay un problema.

P Salude al/a la estudiante y diga "¿En qué puedo servirlo/la?"

E **(i)** Saluda al/a la empleado/a; **y**

(ii) Dile lo que quieres.

P Pregúntele "¿Tiene algún problema con la camisa?"

E Contesta a lo que te pregunta.

P Pregúntele cuándo la compró y si tiene el recibo.

E **(i)** Dile cuándo la compraste; **y**

(ii) Explícale que has perdido el recibo.

P Dígale que no importa, que la puede cambiar.

E Pregúntale algo sobre las camisas que tiene. (¿color? ¿tamaño? ¿modelo?)

P Responda de forma apropiada.

E **(i)** Expresa satisfacción; **y**

(ii) Dile qué camisa quieres.

P Responda de forma apropiada y termine la conversación.

Need a home tutor? Visit smiletutor.sg

© UCLES 2017

[Turn over

For Role Play Cards Two, Five, Eight. Role Play B.

B

Estudiante: tú mismo/a
Profesor(a): padre/madre de tu amigo/a

Estás de vacaciones en la casa de unos amigos españoles. Los padres te proponen ir a un museo mañana pero tú ya lo has visitado.

P Diga que mañana van a ir al Museo de Arte Contemporáneo.

E **(i)** Agradécele el plan que tiene para mañana; **y**

(ii) Explica el problema.

P Pregúntele qué le gustaría hacer.

E **(i)** Dile que te gusta nadar; **y**

(ii) Explícale que quieres conocer alguna playa cercana.

P Dígale que pueden ir a la Isla de los Lobos donde también se puede salir en barco.

E **(i)** Reacciona con entusiasmo; **y**

(ii) Explícale que experiencia tienes de salir en barco.

P Reaccione de forma apropiada y pregúntele si tiene alguna pregunta.

E Pregúntale algo sobre la Isla de los Lobos.

P Responda de forma apropiada y pregúntele "¿A qué hora quieres salir mañana?"

E Contesta a lo que te pregunta.

P Responda de forma apropiada y termine la conversación.

Need a home tutor? Visit smiletutor.sg

© UCLES 2017

For Role Play Cards Three, Six, Nine. Role Play B.

B

Estudiante: tú mismo/a
Profesor(a): dueño/a de una tienda de bicicletas

Estás buscando un trabajo para las vacaciones y llamas por teléfono a una tienda de bicicletas.

P Conteste el teléfono y diga "Deportiva Moderna. ¿En qué puedo servirlo/la?"

E **(i)** Saluda, preséntate; **y**

(ii) Explica para qué llamas.

P Pregúntele la edad y qué experiencia tiene en ese tipo de trabajo.

E **(i)** Dile tu edad; **y**

(ii) Dile algo sobre la experiencia que tienes.

P Dígale que tendrá que trabajar todos los sábados.

E **(i)** Muestra sorpresa; **y**

(ii) Explica por qué no te importa trabajar los sábados.

P Reaccione de forma apropiada y pregúntele si tiene alguna pregunta.

E Pregúntale algo sobre lo que vas a ganar.

P Responda a la pregunta y pregúntele "¿Cuándo podrá empezar a trabajar?"

E Contesta a lo que te pregunta.

P Responda de forma apropiada y termine la conversación.

Need a home tutor? Visit smiletutor.sg

© UCLES 2017

© UCLES 2017

SPANISH (0530)
Speaking Examination Working Mark Sheet
SPECIMEN

Please read the instructions printed in the Teachers' Notes Booklet before completing this form.

Centre Number						Centre Name		**June/November**	**S**	**P**	**E**	**C**

Candidate Number	R.P. Card no.	Candidate Name		Role Play A (max 15)					Role Play B (max 15)					Topic / Topic Conversation (max 30)		General Conversation (max 30)		Impression (max 10)	Total Mark	Internal and/or External Moderation
			Task	1	2	3	4	5	6	7	8	9	10	11	12	13	14	15		
			Mark (Max)	**3**	**3**	**3**	**3**	**3**	**3**	**3**	**3**	**3**	**3**	**15**	**15**	**15**	**15**	**10**	**100**	

Name of Examiner completing this form in capitals		Signature		Date						

Cambridge IGCSE Spanish (0530): Cover Sheet for Moderation Sample

A copy of this cover sheet must be completed by the centre and enclosed with the moderation documentation and recorded sample to be despatched to Cambridge International.

Centre name: | **Centre number:**

1 Tick to confirm that the required moderation documents are enclosed:

- ☐ (i) Moderator copy of MS1 **or** printout of Internal Marks Report.
- ☐ (ii) Copy of completed Working Mark Sheet(s) (WMS).*

(* One WMS per Examiner in centres using more than one Examiner)

If any other documents are enclosed for Cambridge International's attention, please list them below:

……

2 Tick to confirm that documentation has been checked for arithmetical and transcription errors:

- ☐ (i) Addition of marks on WMS has been checked and Total Mark is correct for each candidate.
- ☐ (ii) Total Mark for each candidate has been correctly transferred to the MS1 or computer.

3 Tick to confirm that the recording quality of moderation samples has been checked:

- ☐ All sample recordings are clearly audible.
- ☐ Samples are recorded on standard size CDs and recorded at normal speed.
- ☐ **Digital recordings only:** each candidate saved individually and files saved as .mp3.

4 Tick to confirm that the correct number of candidates has been submitted for moderation:

For centres with 16 or fewer candidates, the following are enclosed:

- ☐ Recordings of the complete Speaking tests of all candidates.

For centres with 17 or more candidates, the following are enclosed:

- ☐ (i) Recordings of the complete Speaking tests of 6 candidates across the range **AND**
- ☐ (ii) Recordings of the complete Speaking tests of the first 10 candidates by candidate number.

5 CENTRES USING MORE THAN 1 EXAMINER – tick to confirm Internal moderation procedures:

- ☐ Copy of permission from Cambridge International to use more than 1 Examiner enclosed.
- ☐ Internal moderation carried out and details of Internal moderation procedures enclosed.

Materials checked by: (name) | **Date:**

(signature)

Need a home tutor? Visit smiletutor.sg

© UCLES 2017

BLANK PAGE

Permission to reproduce items where third-party owned material protected by copyright is included has been sought and cleared where possible. Every reasonable effort has been made by the publisher (UCLES) to trace copyright holders, but if any items requiring clearance have unwittingly been included, the publisher will be pleased to make amends at the earliest possible opportunity.

Cambridge Assessment International Education is part of the Cambridge Assessment Group. Cambridge Assessment is the brand name of University of Cambridge Local Examinations Syndicate (UCLES), which itself is a department of the University of Cambridge.

Need a home tutor? Visit smiletutor.sg

Cambridge Assessment International Education

Cambridge IGCSE®

CANDIDATE NAME									
CENTRE NUMBER						CANDIDATE NUMBER				

0123456789

SPANISH **0530/04**

Paper 4 Writing **For examination from 2020**

SPECIMEN PAPER

1 hour

Candidates answer on the question paper.

No additional materials are required.

READ THESE INSTRUCTIONS FIRST

Write your centre number, candidate number and name in the spaces at the top of this page.
Write in dark blue or black pen.
Do not use staples, paper clips, glue or correction fluid.

Answer **three** questions: Question **1**, Question **2 and** Question **3(a) or** Question **3(b) or** Question **3(c)**.

The number of marks is given in brackets [ ] at the end of each question or part question.

This document consists of **6** printed pages and **2** blank pages.

© UCLES 2017

[Turn over

Need a home tutor? Visit smiletutor.sg

BLANK PAGE

Need a home tutor? Visit smiletutor.sg

© UCLES 2017

Sección 1

1 Pasas el día en el centro de la ciudad.

¿Adónde vas? Haz una lista **en español** de **8** lugares.



Ejemplo:





Ejemplo: Teatro



1 _____

2 _____

3 _____

4 _____

5 _____

6 _____

7 _____

8 _____





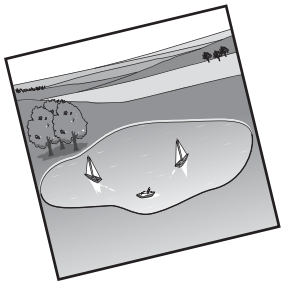







[Total: 5]

Need a home tutor? Visit smiletutor.sg

2 Hoy no tienes que ir al colegio. Escribes en tu blog.

Menciona:

- las actividades que vas a hacer hoy
- lo que hay para los jóvenes en tu pueblo/ciudad
- con quién prefieres pasar tus días libres, y por qué
- adónde vas cuando sales por la noche.

Debes escribir 80–90 palabras **en español**.

[Total: 15]

Need a home tutor? Visit smiletutor.sg

Dar la vuelta para la Sección 2.

Need a home tutor? Visit smiletutor.sg

Sección 2

3 Elige **uno** de estos temas.

Debes escribir 130–140 palabras en español.

(a) Vas a un concierto en tu instituto. Escribe una carta a tu amigo/a.

Menciona:

- cuándo es el concierto
- por qué has decidido ir
- el tipo de música que prefieres
- lo que ocurrió la última vez que fuiste a un concierto.

O

(b) Con tus amigos has formado una Asociación de Alumnos en vuestro colegio. Escribe un artículo para la revista del colegio.

Debes:

- decir por qué la Asociación es necesaria
- dar tu opinión del colegio
- describir las actividades recientes de la Asociación.

O

(c) El sábado por la noche no pudiste salir con tus compañeros.

Explica:

- por qué no pudiste salir
- cómo te sentiste
- lo que hiciste en casa.

Need a home tutor? Visit smiletutor.sg

© UCLES 2017

ESCRIBE TU RESPUESTA A LA PREGUNTA 3 AQUÍ

[Total: 30]

Need a home tutor? Visit smiletutor.sg

BLANK PAGE

Permission to reproduce items where third-party owned material protected by copyright is included has been sought and cleared where possible. Every reasonable effort has been made by the publisher (UCLES) to trace copyright holders, but if any items requiring clearance have unwittingly been included, the publisher will be pleased to make amends at the earliest possible opportunity.

Cambridge Assessment International Education is part of the Cambridge Assessment Group. Cambridge Assessment is the brand name of University of Cambridge Local Examinations Syndicate (UCLES), which itself is a department of the University of Cambridge.

Need a home tutor? Visit smiletutor.sg

Cambridge Assessment International Education

Cambridge IGCSE®

SPANISH **0530/04**

Paper 4 Writing **For examination from 2020**

MARK SCHEME

Maximum Mark: 50

Specimen

This document consists of **20** printed pages.

© UCLES 2017

Need a home tutor? Visit smiletutor.sg

© UCLES 2017

1 General Marking Principles

1.1 Crossing out:

- If a candidate changes his/her mind over an answer and crosses out an attempt, award a mark if the final attempt is correct.
- If a candidate crosses out an answer to a whole question but makes no second attempt at it, mark the crossed out work.

1.2 For Questions 2 and 3, if the candidate has written an answer in the space provided for that purpose, you should ignore anything written anywhere else, unless:

- there is an indication from the candidate that other material should be considered
- the candidate has continued their answer outside the space provided
- there is no answer in the space provided.

1.3 Annotation used in the Mark Scheme:

- tc = 'tout court' and means that on its own the material is not sufficient to score the mark.
- BOD = benefit of the doubt and is used to indicate that the Examiner has considered the answer/that part of the answer and judged it to be more correct than incorrect: the benefit of the doubt is given to the candidate and the mark is awarded

1.4 No response and '0' marks

Award NR (No Response):

- If there is nothing written at all in the answer space or
- If there is only a comment which does not in any way relate to the question being asked (e.g. 'can't do' or 'don't know') or
- If there is only a mark which isn't an attempt at the question (e.g. a dash, a question mark).

Award 0:

- If there is any attempt that earns no credit. This could, for example, include the candidate copying all or some of the question, or any working that does not earn any marks, whether crossed out or not.

1.5 Optional questions: you must mark all questions attempted by the candidate. Where a question has not been attempted then a NR must be entered. (For Question 3 only, after marking the question(s) the candidate has answered, NR is populated automatically when you click on 'Complete'.) Where the candidate attempts more than one of the alternatives in Question 3, only the candidate's best result will be aggregated.

Need a home tutor? Visit smiletutor.sg

Question	Answer	Marks

Question 1

Candidates are required to list 8 items in Spanish. Read all of the items that the candidate has listed and award marks as follows:

(i) Select the most correct items up to a maximum of 5. Award 1 mark for each correct item up to a maximum of 5. Stop ticking once 5 items have been rewarded.

(ii) On Question 1, award marks for items wherever the candidate has written them.

(iii) **If the candidate offers more than one word per line, award a mark for each acceptable item** (e.g. where candidate has linked two words as in *cepillo de dentífrica* = 1 tick; however *cepillo y dentífrica* (candidate intends this as two items) = 2 ticks).

(iv) The pictures provided on the question paper are only suggestions.

(v) Mark for communication. Tolerate inaccuracies, provided the message is clear. Ignore any definite / indefinite article, possessive adjective, etc. Ignore any verbs.

(vi) If spelling is questionable, start by referring to the detailed mark scheme. Refer to the bullet points below if no decision on the spelling you have encountered is recorded there.
- 'If in doubt, sound it out': if you read what the candidate has written, does it sound like the correct answer?
- Look-alike test: does what the candidate has written look like the correct answer e.g. one letter missing but no other word created.
- If the first part of the word is correct, small errors in what comes next are less likely to impede communication (unless they suggest another meaning).
- Where letters are transposed, the word is likely to communicate (unless another word has been created).

(vii) Once marking proper starts, if there are five clearly acceptable items, award marks wherever these are in the list. This approach may allow questionable versions to be ignored.

(viii) Refuse all nouns which are repeated and which do not have a separate meaning:
- *pantalones, pantalones cortos*: award one mark to each item
- *pantalones pequeños, pantalones azules*: award one mark for the first *pantalones*.

(ix) Reject misspelt words which suggest a word with a quite different meaning. Where nouns are usually plural, accept the singular and vice versa.

© UCLES 2017

Need a home tutor? Visit smiletutor.sg

Question	Answer	Marks
1	***Pasas el día en el centro de la ciudad. ¿Adónde vas? Haz una lista <u>en español</u> de <u>8</u> lugares.***	5

ayuntamiento	hotel
banco	iglesia
biblioteca	jardín
castillo	mercado
catedral	museo
centro commercial	oficina de turismo
cine	piscina
comisaría	plaza
correos	polideportivo
escuela	puente
estación (de trenes/de autobuses)	restaurante
estadio	teatro
garaje	tienda
hospital	zoo

Total for Question 1: 5 marks

Need a home tutor? Visit smiletutor.sg

© UCLES 2017

Question	Answer	Marks
Question 2	Candidates are required to answer the question. Read the whole answer and award marks as follows. • **Communication: award a mark out of 10, according to the instructions in 2.1.** • **Language: award a mark out of 5, according to the instructions in 2.2.**	

Need a home tutor? Visit smiletutor.sg

Question	Answer	Marks
2	***Hoy no tienes que ir al colegio. Escribes en tu blog.*** **2.1: Award a mark out of 10 for Communication** (i) Place the appropriate 'numbered' tick as close as possible to each relevant communication point in the body of the answer. (ii) Award ticks flexibly across the tasks for each piece of relevant information conveyed, up to a maximum of 10. HOWEVER, each of the 4 tasks must be covered to get the 10 communication marks: • If 1 of the tasks is missing, the maximum communication mark is 9. • If 2 of the tasks are missing, the maximum communication mark is 8 (and so on). (iii) Add up the ticks to give a mark out of 10 for Communication. (iv) For COMMUNICATION • **Look for a verb (finite or infinitive) before awarding a mark.** Lists without a verb will not score. • **For language other than verbs, use 'rules' in Question 1:** look alike, sound alike, etc. • **Misplaced adjectives, negatives and adverbs will not usually compromise communication.** (v) LISTS = a maximum of 3 marks for communication: lists of 1–3 items = 1 mark; lists of 4 items = 2 marks; lists of 5–6 items = 3 marks • *Ella es alta y delgada y grande y nerviosa (1 verb, therefore treat as list of 4 items: place one tick over 'grande' (third item in list) and another tick over 'nerviosa' (fourth item in list))* • *Ella es alta. Es delgada. Tiene el pelo moreno. (3 verbs therefore each piece of information can score a separate communication mark)* (vi) Only reward each piece of information once, e.g. *es fantástica* cannot score both as description and reason for liking; *es fantástica y sus clases son fantásticas* can both be rewarded as *fantástica(s)* describes different nouns; *ella me ayuda a hacer mis deberes* and *me ayuda todos los días* can both be rewarded as they each contain a different extra detail. (vii) Do not penalise factual errors. (viii) What the candidate writes may not follow the order of the tasks on the question paper – this is fine.	**15**

© UCLES 2017

Need a home tutor? Visit smiletutor.sg

Question	Answer		Marks
	Tick	**Accept**	
	✓1	**Menciona las actividades que vas a hacer hoy** **REWARD:** any activities: e.g. hobbies, chores, homework, sports, visits, inactivity etc.	
	✓2	**Menciona lo que hay para los jóvenes en tu pueblo/ciudad** **REWARD:** any activity / place / reference to there not being much to do	
	✓3	**Menciona con quién prefieres pasar tus días libres, y por qué** **REWARD:** any person or pet or statement that the candidate prefers to spend free time by him/herself **REWARD:** reason why, even if it is not clear who they want to spend their free time with	
	✓4	**Menciona adónde vas cuando sales por la noche** **REWARD:** any (implied) place / reference to not going out in the evening.	

Need a home tutor? Visit smiletutor.sg

Question	Answer	Marks

2.2: Award a mark out of 5 for Language

Award a mark out of 5 for Language*, according to the Grade descriptors in the table below (see *Note on using mark schemes with grade descriptors* (last page of the mark scheme)).

Grade descriptors for Language (Question 2)

5	Straightforward vocabulary and structure. The style of writing is basic, but reasonably coherent. Use of a limited range of verbs, generally successful. More accuracy than inaccuracy.
4	Basic vocabulary and structure. Some awareness of verb usage, but inconsistent. The writing is sufficiently accurate for meaning to be conveyed.
3	Very basic vocabulary and structure. Little awareness of verb usage (e.g. infinitives regularly used instead of finite verbs). Despite regular errors, the writing often conveys some meaning.
2	A few phrases or short sentences are accurate enough to be comprehensible. Very simple sentence structure.
1	Disjointed words or short phrases, one or two of them accurate enough to be comprehensible.
0	One or two disjointed words or short phrases may be recognisable.

*Consider the whole answer when awarding mark for language

Total for Communication: 10 marks
Total for Language: 5 marks
Total for Question 2: 15 marks

© UCLES 2017

Need a home tutor? Visit smiletutor.sg

Question	Answer	Marks

Question 3

Candidates answer 1 question from a choice of 3. Read the whole answer and award marks as follows:

- **Communication: award a mark out of 10, according to the instructions in 3.1**
- **Language: award a mark out of 8 for Verbs, according to the instructions in 3.2**
  award a mark out of 12 for Other linguistic features, according to the instructions in 3.3.

For question-specific guidance, see later in this mark scheme.

3.1: Award a mark out of 10 for Communication

(i) There are 5 relevant communication points per question, each worth a maximum of 2 marks.

(ii) For each relevant communication point, use the appropriate numbered tick and place up to 2 of these ticks as close as possible to each relevant communication point (in the body of the answer).

2 ticks	Message clearly communicated. Minor errors (adjective endings, use of prepositions etc.) are tolerated.
1 tick	Communication of some meaning is achieved, but the message may be ambiguous or incomplete.
0 ticks	Nothing of worth communicated.

(iii) **Look for a verb (finite or infinitive) before awarding a mark for communication.**

(iv) Add up the ticks to give a mark out of 10 for Communication.

Need a home tutor? Visit smiletutor.sg

Question	Answer	Marks

3.2: Award a mark out of 8 for accurate use of Verbs

When awarding ticks for Verbs, please refer back to the question in order to establish which tense is appropriate for the response. **For question-specific guidance, see later in this mark scheme.**

(i) Place a tick above the **first** occurrence of each correct verb, up to a maximum of 18 ticks (details of how to award ticks are provided below).

(ii) Place the tick so that is does not obscure the accent/tilde.

(iii) Convert the total number of ticks to a mark out of 8 using the Conversion table below.

Conversion table for Accurate use of verbs (Question 3)

Number of ticks	Mark
18+	8
16,17	7
14,15	6
12,13	5
10,11	4
8,9	3
6,7	2
4,5	1
0,1,2,3	0

© UCLES 2017

Need a home tutor? Visit smiletutor.sg

Question	Answer	Marks

How to award ticks for accurate use of Verbs (Question 3):

(a) Subject (noun or pronoun) + any finite verb

- **both subject and verb must be correct for the verb to score a tick**
- **verb must be in the appropriate tense to score a tick**
- **accents on verbs must be correct in order for a tick to be awarded**
- **do not tick verbs contained in the 'letter etiquette': appropriate beginnings and endings to letters are considered for reward under Other linguistic features.**

Tick	No tick	Note
Yo soy (✓)		
He hecho (✓)		
Los profesores son (✓) amables	Los professores son amables *(no tick)*	incorrect subject means tick cannot be awarded for verb

Use of gerund

Tick	No tick	Note
Estoy escribiendo (✓)		Continuous forms of *estar* and gerund are awarded 1 tick
Llevo (✓) dos años estudiando (✓)		Use of gerund other than in continuous form of verb using *estar* = 2 ticks

Reflexive/passive

Tick	No tick	Note
Él se levanta (✓)	Él levantase *(no tick)*	
Ella se ha cortado (✓)		
La puerta estaba (✓) abierta		
Yo me lavo (✓) las manos	Yo me lavo *(no tick)* el coche	*lavar* should not be used reflexively in this statement

© UCLES 2017

Need a home tutor? Visit smiletutor.sg

Question	Answer	Marks

Impersonal verbs such as *gustar, quedar, faltar* etc.

Tick	No tick	Note
Me gusta (✓) leer (✓)		
Me gusto *(no tick)* leer (✓)		
Me quedan (✓) diez euros		

Impersonal *se*

Tick	No tick	Note
Se puede (✓)		
Se habla español (✓)		

Impersonal

Tick	No tick	Note
Hay (✓) patatas		
Es (✓) interesante		

With negative

Tick	No tick	Note
No comen (✓)		

Sequence of tens

Tick	No tick	Note
Fui (✓) al cine y me gustó (✓) la película	Fui (✓) al cine y me gustaría *(no tick)* la película	If sequence is incorrect, **both** verbs cannot be rewarded

© UCLES 2017

Need a home tutor? Visit smiletutor.sg

Question	Answer	Marks

Single auxiliary with multiple past participles

Tick	No tick	Note
Hemos cantado (✓) y bailado (✓)		Hemos cantado = tick 1; Hemos bailado = tick 2

Verb which requires preposition

Tick	No tick	Note
Ayudo (✓) a lavar (✓) el coche		
Ayudo (✓) lavar el coche		preposition is required for *lavar* to be awarded a tick
Ayudo (✓) con lavar el coche		incorrect use of *con* means that *lavar* cannot receive a tick

Verb which requires personal *a*

Tick	No tick	Note
Veo (✓) a mi amigo	Veo *(no tick)* mi amigo	personal *a* is required for *veo* to be awarded a tick

Correct verb within meaningless statement

Tick	No tick	Note
El camino es (✓) largo	El camino es *(no tick)* inteligente	Do not reward correct verb in a meaningless statement

© UCLES 2017

Need a home tutor? Visit smiletutor.sg

Question	Answer	Marks

(b) Imperative

Tick	No tick	Note
¡Ven! (✓)		
¡Oiga! (✓)		

(c) Interrogative

Tick	No tick	Note
¿Vienes? (✓) / Vienes. (✓)		question mark not required for mark to be awarded
(¿)Vas (✓) a venir(?) (✓)		
(¿)Cómo estás(?) (✓)		

(d) Infinitive

Tick	No tick	Note
Quiero (✓) salir (✓)		
No quiera *(no tick)* salir (✓)		
Quiero (✓) salire *(no tick)*		
Voy a (✓) estudiar (✓)		
Empecé a (✓) llorar (✓)		
Empecé *(no tick)* llorar (✓)		

Need a home tutor? Visit smiletutor.sg

© UCLES 2017

Question	Answer	Marks

(e) Participle (past or present)

Tick	No tick	Note
Terminado el programa (✓)		
Siendo estudiante (✓)		

(f) Reward only the first occurrence of a verb, e.g.

- Me gusta (✓) la natación. También me gusta *(no tick)* el tenis
- Me gusta (✓) la natación. No me gusta *(no tick)* el tenis

However,

- Yo prefiero (✓) la natación y mi hermano prefiere (✓) el tenis – 2 different persons of the verb
- Mi hermano prefiere (✓) la natación y mi hermana prefiere *(no tick)* el tenis – both third person usage
- Esta tarde mi amigo puede (✓) jugar (✓) al fútbol. En mi ciudad se puede *(no tick)* nadar (✓) – puede is in the third person singular in both sentences, so scores the first time but not the second time

3.3: Award a mark out of 12 for Other linguistic features

(i) Award a mark out of 12 for Other linguistic features, according to the Grade descriptors in the table below (please see Note on using mark schemes with Grade descriptors (Appendix I)).

(ii) Consider the extent to which the following are used correctly and appropriately when assessing the candidate's control of structures:

- Subordinate clauses, including porque and que (relative pronouns). Indirect or reported speech (dijo que, creo que). Time clauses with cuando, mientras que etc. and si (= if)
- Object pronouns (me ha dicho; me lo dio) and 'strong' pronouns
- Conjunctions other than *y* and linking words (e.g. sin embargo, por lo tanto, por eso)
- Prepositions – Time, Place etc.
- Negatives
- Adverbs
- Use of por and para
- Adjectives, including possessives and demonstratives. Also comparatives and superlatives
- Expressions of quantity
- Appropriate use of *politesses* in the letter.

© UCLES 2017

Need a home tutor? Visit smiletutor.sg

Question	Answer	Marks

Grade descriptors for Other linguistic features (Question 3)	
11–12	• Uses a wide range of structures effectively; produces longer, fluent sentences with ease. • Highly accurate at this level, though not necessarily faultless. • Makes effective use of a wide range of vocabulary fully appropriate to the task.
9–10	• Attempts a range of structures with a good degree of success. • More complex language usually error-free^^. • Uses a variety of relevant vocabulary at this level.
7–8	• In control of simple structures. Varied success with more complex structures. • Accuracy is fairly consistent throughout*. Errors may occur when more ambitious language is attempted. • Has sufficient vocabulary to add some interest to the writing.
5–6	• Attempts more than basic structures. • On balance, the work is more accurate than inaccurate. • Straightforward vocabulary relevant to the task.
3–4	• Reliant on basic structures. • Some examples of correct language. Meaning usually conveyed. • Basic vocabulary.
1–2	• A few phrases or short sentences are accurate enough to be comprehensible. Very simple sentence structure.
0	• One or two disjointed words or short phrases may be recognisable.

^^subordinate clauses, linking words, object pronouns, comparative adjectives/adverbs, strong negatives usually error free.

*spelling of common words, genders, adjectival agreements and basic prepositions are almost always correct.

Total for Communication: 10 marks
Total for Verbs: 8 marks
Total for Other linguistic features: 12 marks
Total for Question 3: 30 marks

© UCLES 2017

Need a home tutor? Visit smiletutor.sg

<table>
<tr><th>Question</th><th>Answer</th><th>Marks</th></tr>
<tr><td>3(a)</td><td>

Vas a un concierto en tu instituto. Escribe una carta a tu amigo/a.

3.1: Award a mark out of 10 for Communication – see generic guidance above.

<table>
<tr><th>Tick</th><th>Accept</th><th>Mark</th></tr>
<tr><td>✓1</td><td>When the concert is

Allow any future time, e.g. date(s), day, time, timescale (e.g. summer holidays)</td><td>2</td></tr>
<tr><td>✓2</td><td>Why the candidate has decided to go to the concert

Allow any sensible reason
The reason can be expressed in a number of tenses</td><td>2</td></tr>
<tr><td>✓3</td><td>The type of music the candidate prefers

Allow anything sensible
Could be type of music, artist, particular piece of music/song, album</td><td>2</td></tr>
<tr><td>✓4</td><td>What happened the last time the candidate attended a concert

Insist on past tense
Allow any detail relating to the last concert they went to, could be a descriptive detail, an incident that happened, a reaction/opinion etc.</td><td>2</td></tr>
<tr><td>✓5</td><td>Fifth communication mark to be awarded for extra detail on: What happened the last time the candidate attended a concert
Insist on past tense
Allow any detail relating to the last concert they went to, could be a descriptive detail, an incident that happened, a reaction/opinion etc.</td><td>2</td></tr>
</table>

3.2 Award a mark out of 8 for accurate use of Verbs – see generic guidance above.

3.3: Award a mark out of 12 for Other linguistic features – see generic guidance above.

</td><td>**30**</td></tr>
</table>

© UCLES 2017

Need a home tutor? Visit smiletutor.sg

© UCLES 2017

Question	Answer	Marks
3(b)	***Con tus amigos has formado una Asociación de Alumnos en vuestro colegio. Escribe un artículo para la revista del colegio.*** **3.1: Award a mark out of 10 for Communication – see generic guidance above.**	**30**

Tick	Accept	Mark
✓1	**Why the student council is necessary** Allow any sensible reason	2
✓2	**The candidate's opinion of the school** Allow anything sensible, positive or negative	2
✓3	**Third communication mark** to be awarded flexibly for extra detail relating to either of first two bullet points in the question. Allow anything sensible	2
✓4	**Description of recent activities of the student council** Insist on past tense Allow anything sensible	2
✓5	**Fifth communication mark** to be awarded for extra detail on: **Description of recent activities of the student council** Insist on past tense Allow anything sensible	2

3.2 Award a mark out of 8 for accurate use of Verbs – see generic guidance above.

3.3: Award a mark out of 12 for Other linguistic features – see generic guidance above.

Need a home tutor? Visit smiletutor.sg

Question	Answer	Marks
3(c)	***El sábado por la noche no pudiste salir con tus compañeros.***	**30**

3.1: Award a mark out of 10 for Communication – see generic guidance above.

Tick	Accept	Mark
✓1	**Why the candidate couldn't go out with friends** Award communication mark for statement in past tense of why the candidate could not go out with friends Accept: *no pude salir con mis amigos porque estoy enfermo* etc.	2
✓2	**How the candidate felt** Expect opinions/emotions Do not insist on past tenses	2
✓3	**Third communication mark** to be awarded for extra detail on: **How the candidate felt** Expect opinions/emotions Do not insist on past tenses	2
✓4	**What the candidate did at home** Award communication mark for statement in past tense of what the candidate did at home on Saturday night	2
✓5	**Fifth communication mark** to be awarded for extra detail on: **What the candidate did at home** Award communication mark for statement in past tense of what the candidate did at home on Saturday night	2

3.2 Award a mark out of 8 for accurate use of Verbs – see generic guidance above.

3.3: Award a mark out of 12 for Other linguistic features – see generic guidance above.

Need a home tutor? Visit smiletutor.sg

Appendix I

Note on using mark schemes with Grade descriptors

It is important that you award marks positively. In order to ensure that you reward achievement rather than penalise failure or omissions, you should start at the bottom of the mark scheme and work upwards through the descriptors when awarding marks.

You should adopt a 'best fit' approach. You must select the set of descriptors provided in the mark scheme that most closely describes the quality of the work being marked. As you work upwards through the mark scheme, you will eventually arrive at a set of descriptors that fits the candidate's performance. When you reach this point, you should always then check the descriptors in the band above to confirm whether or not there is just enough evidence to award a mark in the higher band.

For example, when marking Question 3 you may find that a candidate uses a variety of relevant vocabulary but has varied success with more complex structures. In such cases, you will need to award a mark that takes into account both the strengths and weaknesses of the piece of work.

To select the most appropriate mark within each set of descriptors, use the following guidance:

- If most of the descriptors fit the piece (and after you have considered the band above), award the top mark in the band.
- If there is just enough evidence (and you had perhaps been considering the band below), award the lowest mark in the band.

Note on irrelevant material

In the case of a deliberately evasive answer which consists entirely of irrelevant material exploited in defiance of the rubric, a score of 0 is given. This is extremely rare.

A genuine attempt to answer the question which fails due to a misunderstanding of the rubric will normally lose Communication marks but will score for Language. You should consult your Team Leader.

© UCLES 2017

Need a home tutor? Visit smiletutor.sg